



# TRI – V–Base 9 – 10 Females





## Preliminary Results

Pos	Nationality	Name	Club	Routine	E1	E2	E3	E4	E5	Diff	ToF	Pen	Score	Rank	Total
1st		Kylah Miller	Carlisle Trampoline Club	<a href="#">Pass 1</a>	7.9	8.0	7.6	8.2	7.6		11.400		34.900	1	73.500
				<a href="#">Pass 2</a>	7.4	7.6	7.2	7.2	7.6	4.7	11.700		38.600	1	
2nd		Naomi Kyle	Ls Gymnastics	<a href="#">Pass 1</a>	7.4	7.6	7.2	7.9	7.2		10.600		32.800	2	69.485
				<a href="#">Pass 2</a>	7.4	7.4	7.1	7.1	7.7	4.1	10.685		36.685	2	



# TRI – V–Base 9 – 10 Males

## Preliminary Results


Pos	Nationality	Name	Club	Routine	E1	E2	E3	E4	E5	Diff	ToF	Pen	Score	Rank	Total
1st		Caelan Haydon	Urban School of Gymnastics	<a href="#">Pass 1</a>	7.7	8.1	7.6	8.2	7.4		11.075		34.475	1	72.475
				<a href="#">Pass 2</a>	7.3	7.3	7.1	7.1	7.5	6.1	10.200		38.000	1	
2nd		Michael Sweeney	Carlisle Trampoline Club	<a href="#">Pass 1</a>	7.6	7.8	7.2	8.0	7.5		10.900		33.800	2	71.405
				<a href="#">Pass 2</a>	7.0	7.4	6.7	6.7	7.3	6.0	10.605		37.605	2	
3rd		Oliver Baskerville	Alchemy Trampoline and D.M.T Club	<a href="#">Pass 1</a>	7.5	8.0	7.0	7.6	7.1		10.525		32.725	3	69.250
				<a href="#">Pass 2</a>	7.6	7.9	7.3	7.3	7.9	3.3	10.425		36.525	3	
4th		Gabriel Lester O'keeffe	Heart of England Trampoline Club	<a href="#">Pass 1</a>	6.7	6.8	6.2	7.2	6.6		10.015		30.115	4	64.540
				<a href="#">Pass 2</a>	6.7	7.0	6.5	6.5	6.9	4.7	9.625		34.425	4	




# TRI – V–Base 11 – 12 Females

Preliminary Results





Pos	Nationality	Name	Club	Routine	E1	E2	E3	E4	E5	Diff	ToF	Pen	Score	Rank	Total
1st		Claudia Lipinski	Edgbarrow Trampoline Club	<a href="#">Pass 1</a>	8.7	9.2	8.8	8.8	8.4		14.370		40.670	2	85.810
				<a href="#">Pass 2</a>	8.4	8.4	8.3	8.2	8.6	5.6	14.440		45.140	1	
2nd		Bea O'Brien	Edgbarrow Trampoline Club	<a href="#">Pass 1</a>	9.1	9.4	9.2	9.2	8.9		13.845		41.345	1	85.490
				<a href="#">Pass 2</a>	8.2	8.4	8.2	8.1	8.3	5.8	13.645		44.145	2	
3rd		Madison Guest	Edgbarrow Trampoline Club	<a href="#">Pass 1</a>	8.4	8.6	8.9	8.7	8.2		14.500		40.200	3	84.635
				<a href="#">Pass 2</a>	8.2	8.5	8.1	7.9	8.5	5.4	14.235		44.435	3	
4th		Maddy Philbrook	Sandwell Flyers	<a href="#">Pass 1</a>	7.8	7.9	8.5	8.0	7.4		14.460		38.160	9	81.705
				<a href="#">Pass 2</a>	7.4	7.9	7.6	7.1	7.7	6.4	14.445		43.545	4	
5th		Romy Gillard	Edgbarrow Trampoline Club	<a href="#">Pass 1</a>	8.4	8.9	8.3	8.7	8.1		13.445		38.845	5	81.305
				<a href="#">Pass 2</a>	8.0	8.3	8.2	7.8	8.2	4.7	13.360		42.460	5	
6th		Sofia Lorga Caeiro	Edgbarrow Trampoline Club	<a href="#">Pass 1</a>	8.2	8.6	8.1	8.4	7.7		13.805		38.505	7	81.200
				<a href="#">Pass 2</a>	8.0	8.1	7.9	7.7	8.3	5.1	13.595		42.695	6	
7th		Sky Andrew	Edgbarrow Trampoline Club	<a href="#">Pass 1</a>	8.4	8.7	8.6	8.6	8.0		13.440		39.040	4	80.650
				<a href="#">Pass 2</a>	7.9	8.0	8.8	7.9	7.9	4.6	13.210		41.610	7	
8th		Lucy Pook	Alchemy Trampoline and D.M.T Club	<a href="#">Pass 1</a>	8.0	8.1	8.4	8.2	7.7		13.525		37.825	11	80.610
				<a href="#">Pass 2</a>	7.6	8.1	8.5	7.3	7.9	5.8	13.385		42.785	8	
9th		Leia-Mai Hawthorne	Edgbarrow Trampoline Club	<a href="#">Pass 1</a>	8.0	8.3	8.4	8.2	7.5		14.255		38.755	6	80.490
				<a href="#">Pass 2</a>	7.5	7.5	7.5	7.5	7.5	5.8	13.435		41.735	9	
10th		Shannon Morley	Tolworth Gymnastics Club	<a href="#">Pass 1</a>	7.8	8.0	7.9	8.1	7.6		14.350		38.050	10	79.785
				<a href="#">Pass 2</a>	7.5	7.5	7.9	7.3	7.7	5.3	13.735		41.735	10	
11th		Alisa Astapova	Singapore Trampoline Academy	<a href="#">Pass 1</a>	8.0	8.4	8.1	8.3	7.9		14.100		38.500	8	78.780
				<a href="#">Pass 2</a>	7.2	7.2	7.0	7.1	7.3	5.3	13.480		40.280	11	
12th		Christy Waller	Tolworth Gymnastics Club	<a href="#">Pass 1</a>	7.7	8.1	7.6	7.8	7.5		13.185		36.285	12	78.640
				<a href="#">Pass 2</a>	7.5	7.8	7.3	7.2	7.8	4.8	14.955		42.355	12	
13th		Katie Bryan	Dimensions	<a href="#">Pass 1</a>	7.3	7.4	7.1	7.4	7.1		13.085		34.885	15	75.225
				<a href="#">Pass 2</a>	7.4	7.6	7.7	7.1	7.7	4.2	13.440		40.340	13	
14th		Bella Richardson	Carlisle Trampoline Club	<a href="#">Pass 1</a>	7.5	7.7	7.3	7.6	7.2		12.895		35.295	13	74.810
				<a href="#">Pass 2</a>	7.3	7.6	7.3	7.0	7.6	5.2	12.115		39.515	14	
15th		Jessica Hookway	Urban School of Gymnastics	<a href="#">Pass 1</a>	7.1	7.5	7.5	7.4	6.8		13.095		35.095	14	73.940
				<a href="#">Pass 2</a>	7.0	7.0	6.9	6.8	7.2	5.6	12.345		38.845	15	
16th		Billie Gresty	Ls Gymnastics	<a href="#">Pass 1</a>	7.2	7.7	6.9	7.4	6.8		11.570		33.070	19	71.515
				<a href="#">Pass 2</a>	7.3	7.5	7.2	7.0	7.6	5.2	11.545		38.445	16	
17th		Esme Keal	Town Flyers Trampoline Club	<a href="#">Pass 1</a>	7.4	7.8	7.2	7.8	7.2		11.115		33.515	16	71.160
				<a href="#">Pass 2</a>	7.4	7.9	7.0	7.2	7.6	4.5	10.945		37.645	17	
18th		Sophie Lee	Carlisle Trampoline Club	<a href="#">Pass 1</a>	6.8	7.1	6.9	7.3	6.5		12.125		32.925	20	70.460
				<a href="#">Pass 2</a>	7.1	7.3	6.9	6.8	7.4	4.1	12.135		37.535	18	
19th		Freya Deacon	Heart of England Trampoline Club	<a href="#">Pass 1</a>	7.1	7.5	6.8	7.2	6.8		12.310		33.410	17	70.415
				<a href="#">Pass 2</a>	7.0	7.0	6.8	6.9	7.1	3.9	12.205		37.005	19	
20th		Pheobe Chandler	Carlisle Trampoline Club	<a href="#">Pass 1</a>	6.8	7.1	7.0	7.3	6.4		12.365		33.265	18	70.115
				<a href="#">Pass 2</a>	6.8	7.1	6.4	6.5	7.1	4.1	12.350		36.850	20	

Pos	Nationality	Name	Club	Routine	E1	E2	E3	E4	E5	Diff	ToF	Pen	Score	Rank	Total
21st		Chloe Dennis	Twisters South Wales RTC	<a href="#">Pass 1</a>	6.9	7.3	7.5	7.3	6.5		10.160		31.660	21	64.875
				<a href="#">Pass 2</a>	7.0	7.2	7.6	6.8	7.2	2.1	9.715	0.0	33.215	21	



# TRI – V–Base 11 – 12 Males

## Preliminary Results






Pos	Nationality	Name	Club	Routine	E1	E2	E3	E4	E5	Diff	ToF	Pen	Score	Rank	Total
1st		Aydin Ali	Sandwell Flyers	<a href="#">Pass 1</a>	7.9	8.4	7.2	8.2	7.5		12.555		36.155	1	77.635
				<a href="#">Pass 2</a>	7.4	7.7	7.4	7.1	7.7	6.5	12.480		41.480	1	
2nd		Daniel Pellegrina	Town Flyers Trampoline Club	<a href="#">Pass 1</a>	7.3	7.8	7.7	7.4	7.0		11.115		33.515	4	71.110
				<a href="#">Pass 2</a>	7.4	7.7	7.7	7.2	7.6	3.6	11.295		37.595	2	
3rd		Xavier Lovell	Harrogate Gymnastics Club	<a href="#">Pass 1</a>	7.6	7.8	7.7	7.8	7.2		10.950		34.050	3	70.905
				<a href="#">Pass 2</a>	7.4	7.7	7.7	7.0	7.8	4.2	9.855		36.855	3	
4th		Kazushi Kousaka	Singapore Trampoline Academy	<a href="#">Pass 1</a>	7.7	8.1	7.7	7.8	7.2		10.985		34.185	2	70.505
				<a href="#">Pass 2</a>	7.0	7.0	7.0	6.7	7.3	4.4	10.920		36.320	4	



# TRI – V–Base 13 – 14 Females

Preliminary Results

Pos	Nationality	Name	Club	Routine	E1	E2	E3	E4	E5	Diff	ToF	Pen	Score	Rank	Total
1st		Katie Hammond	Edgbarrow Trampoline Club	<a href="#">Pass 1</a>	8.4	8.7	8.5	8.8	8.1		15.745		41.345	2	87.095
				<a href="#">Pass 2</a>	8.5	9.0	8.2	8.1	8.9	4.6	15.550		45.750	1	
2nd		Melanie Edgell	Skyriders Trampoline Place	<a href="#">Pass 1</a>	8.4	8.7	8.8	8.9	8.0		15.895		41.795	1	85.735
				<a href="#">Pass 2</a>	7.1	7.6	7.2	6.7	7.5	6.5	15.640		43.940	2	
3rd		Mia Bisp	Fusion Gymnastics Wales	<a href="#">Pass 1</a>	8.1	8.6	8.8	8.5	7.7		16.455	1.0	40.655	4	85.140
				<a href="#">Pass 2</a>	7.6	7.9	7.5	7.5	7.7	6.5	16.185	1.0	44.485	3	
4th		Holly Blackwell	Heart of England Trampoline Club	<a href="#">Pass 1</a>	8.2	8.6	7.8	8.3	7.7		15.555		39.855	9	84.495
				<a href="#">Pass 2</a>	7.8	7.8	8.1	7.6	8.0	6.1	14.940		44.640	4	
5th		Erin Taylor	Edgbarrow Trampoline Club	<a href="#">Pass 1</a>	8.4	8.9	7.9	8.7	8.1		15.555		40.755	3	84.220
				<a href="#">Pass 2</a>	7.6	8.1	8.0	7.3	7.9	4.5	15.465		43.465	5	
6th		Lia Sardelis	Skyriders Trampoline Place	<a href="#">Pass 1</a>	8.0	8.2	8.5	8.3	7.8		15.595		40.095	8	84.125
				<a href="#">Pass 2</a>	7.6	7.9	7.7	7.4	7.8	5.9	15.030		44.030	6	
7th		Sofia Hughes	Edgbarrow Trampoline Club	<a href="#">Pass 1</a>	8.2	8.7	8.1	8.5	7.8		15.670		40.470	6	84.110
				<a href="#">Pass 2</a>	7.7	7.8	8.1	7.5	7.9	4.6	15.640		43.640	7	
8th		Evie Sharper	Alchemy Trampoline and D.M.T Club	<a href="#">Pass 1</a>	8.0	8.2	7.9	8.4	7.9		15.155		39.255	12	83.940
				<a href="#">Pass 2</a>	8.2	8.6	8.5	8.0	8.4	4.3	15.285		44.685	8	
9th		Daisie Haywood	Lincoln Imps	<a href="#">Pass 1</a>	8.1	8.4	8.2	8.3	7.8		15.980		40.580	5	83.495
				<a href="#">Pass 2</a>	7.5	7.9	7.7	7.4	7.6	4.6	15.515		42.915	9	
10th		Florence Ball	Dimensions	<a href="#">Pass 1</a>	8.1	8.5	7.7	8.3	7.9		15.210		39.510	11	82.960
				<a href="#">Pass 2</a>	7.9	8.3	7.6	7.6	8.2	4.4	15.350		43.450	10	
11th		Seren Duggan	Edgbarrow Trampoline Club	<a href="#">Pass 1</a>	8.1	8.6	8.4	8.2	7.9		15.490		40.190	7	82.770
				<a href="#">Pass 2</a>	7.8	7.9	8.6	7.7	7.9	3.3	15.680		42.580	11	
12th		Cassie Bacon	Dimensions	<a href="#">Pass 1</a>	7.9	8.2	7.7	8.0	7.7		15.965		39.565	10	82.100
				<a href="#">Pass 2</a>	7.4	7.7	7.1	7.2	7.6	4.4	15.935		42.535	12	
13th		Leanne Cuff	Alchemy Trampoline and D.M.T Club	<a href="#">Pass 1</a>	7.9	8.0	7.6	8.2	7.8		14.430		38.130	15	81.370
				<a href="#">Pass 2</a>	8.2	8.3	8.2	8.0	8.4	4.1	14.440		43.240	13	
14th		Amelia Godwin	Ultima TC	<a href="#">Pass 1</a>	7.7	8.0	7.2	7.8	7.6		15.560		38.660	13	80.750
				<a href="#">Pass 2</a>	7.6	8.0	7.5	7.4	7.8	3.6	15.590		42.090	14	
15th		Grace Woolley	Lincoln Imps	<a href="#">Pass 1</a>	8.0	8.3	8.3	8.3	7.8		12.125		36.725	21	80.015
				<a href="#">Pass 2</a>	7.8	8.1	8.0	7.5	8.1	4.5	14.890		43.290	15	
16th		Caitlin Lawrence	Skybound	<a href="#">Pass 1</a>	7.4	7.6	7.1	7.8	7.2		14.770		36.670	22	79.840
				<a href="#">Pass 2</a>	7.6	8.0	7.4	7.4	7.8	5.6	14.770		43.170	16	
17th		Chloe Evans	Carlisle Trampoline Club	<a href="#">Pass 1</a>	8.3	8.5	8.0	8.6	7.8		13.435		38.235	14	79.755
				<a href="#">Pass 2</a>	7.7	8.2	7.3	7.4	8.0	5.2	13.220		41.520	17	
18th		Martha Whitehouse	Sandwell Flyers	<a href="#">Pass 1</a>	7.7	8.1	8.1	7.9	7.3		12.385		36.085	23	79.570
				<a href="#">Pass 2</a>	7.2	7.6	7.7	6.9	7.5	6.3	14.885		43.485	18	
19th		Katie Fenton	Urban School of Gymnastics	<a href="#">Pass 1</a>	7.3	7.7	7.1	7.5	7.0		15.100		37.000	18	78.920
				<a href="#">Pass 2</a>	7.2	7.3	6.9	7.0	7.4	5.6	14.820		41.920	19	
20th		Jessica Daniel	Edgbarrow Trampoline Club	<a href="#">Pass 1</a>	7.2	7.6	7.2	7.6	6.9		15.195		37.195	16	78.580
				<a href="#">Pass 2</a>	7.2	7.5	7.4	7.0	7.4	4.4	14.985		41.385	20	

Pos	Nationality	Name	Club	Routine	E1	E2	E3	E4	E5	Diff	ToF	Pen	Score	Rank	Total
21st		Skye Metcalfe	Harrogate Gymnastics Club	<a href="#">Pass 1</a>	7.3	7.8	7.5	7.7	7.2		14.365		36.865	19	78.525
				<a href="#">Pass 2</a>	7.2	7.6	7.1	6.9	7.5	5.4	14.460		41.660	21	
22nd		Evie Thompson	Carlisle Trampoline Club	<a href="#">Pass 1</a>	7.7	8.1	7.9	8.1	7.6		13.155		36.855	20	77.575
				<a href="#">Pass 2</a>	7.5	7.9	7.0	7.2	7.8	4.7	13.520		40.720	22	
23rd		Alexandra Britz	Edgbarrow Trampoline Club	<a href="#">Pass 1</a>	7.1	7.3	7.2	7.2	6.9		13.565		35.065	24	76.975
				<a href="#">Pass 2</a>	7.2	7.5	7.3	7.0	7.4	5.1	14.910		41.910	23	
24th		Sophia Rance	Singapore Trampoline Academy	<a href="#">Pass 1</a>	7.4	7.6	8.1	7.5	6.9		14.695		37.195	16	76.455
				<a href="#">Pass 2</a>	6.8	7.0	7.1	6.8	6.8	4.4	14.260		39.260	24	
25th		Megan Griffiths	Ultimate Trampoline Club	<a href="#">Pass 1</a>	7.5	7.9	7.8	7.9	7.1		13.200	3.0	33.400	25	73.255
				<a href="#">Pass 2</a>	7.6	8.0	7.7	7.3	7.9	3.0	13.655		39.855	25	



# TRI – V–Base 13 – 14 Males

## Preliminary Results


Pos	Nationality	Name	Club	Routine	E1	E2	E3	E4	E5	Diff	ToF	Pen	Score	Rank	Total
1st		Zak Carey	Harrogate Gymnastics Club	<a href="#">Pass 1</a>	8.0	8.4	7.6	8.3	7.8		13.855		37.955	3	83.120
				<a href="#">Pass 2</a>	8.4	8.8	8.5	8.2	8.6	6.0	13.665		45.165	1	
2nd		Callum Whitehead	Edgbarrow Trampoline Club	<a href="#">Pass 1</a>	8.5	8.6	8.4	9.0	8.2		14.100		39.600	1	82.825
				<a href="#">Pass 2</a>	8.1	8.6	8.2	7.9	8.3	5.1	13.525		43.225	2	
3rd		Teddy Jones	Edgbarrow Trampoline Club	<a href="#">Pass 1</a>	8.3	8.6	8.2	8.7	8.0		13.100		38.200	2	80.235
				<a href="#">Pass 2</a>	7.9	8.4	8.0	7.7	8.1	5.2	12.835		42.035	3	
4th		Isaac Lowson	Harrogate Gymnastics Club	<a href="#">Pass 1</a>	7.7	7.9	7.2	8.0	7.3		14.380		37.280	4	80.075
				<a href="#">Pass 2</a>	7.7	8.0	7.7	7.4	8.0	5.3	14.095		42.795	4	
5th		Jaxson Defazio	Dynamite Academy of Gymnastics	<a href="#">Pass 1</a>	7.8	8.0	7.4	7.9	7.4		12.160		35.260	6	76.230
				<a href="#">Pass 2</a>	7.8	8.2	7.9	7.6	8.0	5.1	12.170		40.970	5	
6th		Oliver Hetherington-Field	Lincoln Imps	<a href="#">Pass 1</a>	7.6	7.7	7.2	7.9	7.5		12.610		35.410	5	75.115
				<a href="#">Pass 2</a>	7.1	7.6	7.2	6.8	7.4	5.7	12.305		39.705	6	
7th		Oliver Jones	Harrogate Gymnastics Club	<a href="#">Pass 1</a>	7.0	7.1	6.7	7.1	6.7		12.460		33.260	10	72.930
				<a href="#">Pass 2</a>	7.2	7.6	7.3	7.0	7.4	5.4	12.370		39.670	7	
8th		Archie Davis	Alchemy Trampoline and D.M.T Club	<a href="#">Pass 1</a>	7.4	7.5	7.1	7.7	7.1		12.445		34.445	7	72.385
				<a href="#">Pass 2</a>	7.4	7.5	7.4	7.1	7.7	3.4	12.240		37.940	8	
9th		Arran Anketell	Ls Gymnastics	<a href="#">Pass 1</a>	7.1	7.2	7.0	7.3	6.6		11.890		33.190	11	72.110
				<a href="#">Pass 2</a>	7.4	7.4	7.4	7.2	7.6	5.2	11.520		38.920	9	
10th		Ben Shearer	Edgbarrow Trampoline Club	<a href="#">Pass 1</a>	7.2	7.7	6.8	7.3	6.8		11.775		33.075	12	71.670
				<a href="#">Pass 2</a>	7.3	7.6	7.3	7.0	7.6	4.6	11.795		38.595	10	
11th		Rielly Hayes	Urban School of Gymnastics	<a href="#">Pass 1</a>	7.6	7.8	7.2	7.7	7.1		11.035		33.535	9	71.300
				<a href="#">Pass 2</a>	7.2	7.5	7.2	6.8	7.6	5.6	10.265		37.765	11	
12th		Mikey Montgomery	West Wight Trampoline Club	<a href="#">Pass 1</a>	7.2	7.6	6.7	7.4	7.1		12.080		33.780	8	70.750
				<a href="#">Pass 2</a>	6.8	7.0	6.8	6.6	7.0	5.2	11.170		36.970	12	



# TRI – V–Base 15 – 16 Females

## Preliminary Results


Pos	Nationality	Name	Club	Routine	E1	E2	E3	E4	E5	Diff	ToF	Pen	Score	Rank	Total
1st		Lexi-Marie Kersley	Abbey High Fliers	<a href="#">Pass 1</a> <a href="#">Pass 2</a>	8.4 7.7	8.8 8.1	8.6 7.6	8.8 7.5	8.0 7.9		12.685 12.495		38.485 42.195	1 1	80.680
2nd		Purdie Clifton	Edgbarrow Trampoline Club	<a href="#">Pass 1</a> <a href="#">Pass 2</a>	8.3 8.4	8.8 8.7	8.2 8.5	8.6 8.1	8.2 8.7		11.135 11.890		36.235 40.990	4 2	77.225
3rd		Maggie Baird	Town Flyers Trampoline Club	<a href="#">Pass 1</a> <a href="#">Pass 2</a>	7.1 7.6	7.3 7.7	8.0 7.7	7.5 7.4	7.0 7.8		13.265 13.390		35.165 41.950	9 3	77.115
4th		Amelie Froggatt	Urban School of Gymnastics	<a href="#">Pass 1</a> <a href="#">Pass 2</a>	7.8 7.8	8.2 8.0	7.6 7.2	8.2 7.5	7.3 8.1		12.070 11.905		35.670 41.305	8 4	76.975
5th		Aimee Anderson	Singapore Trampoline Academy	<a href="#">Pass 1</a> <a href="#">Pass 2</a>	7.8 7.4	7.9 7.4	8.1 7.4	8.2 7.2	7.6 7.6		12.520 12.030		36.320 40.530	2 5	76.850
6th		Molly Pook	Alchemy Trampoline and D.M.T Club	<a href="#">Pass 1</a> <a href="#">Pass 2</a>	8.0 7.9	8.2 8.0	8.1 8.0	8.5 7.7	7.5 8.1		11.995 11.600		36.295 40.300	3 6	76.595
7th		Amy Patchett	Lincoln Imps	<a href="#">Pass 1</a> <a href="#">Pass 2</a>	7.7 7.5	7.9 7.7	7.3 7.4	8.2 7.2	7.3 7.8		12.970 12.925		35.870 40.725	5 7	76.595
8th		Harriet Wash	Dimensions	<a href="#">Pass 1</a> <a href="#">Pass 2</a>	7.7 7.6	8.0 7.8	7.8 7.6	8.1 7.5	7.6 7.7		12.270 12.135		35.770 40.035	6 8	75.805
9th		Eleri Phillips	Fusion Gymnastics Wales	<a href="#">Pass 1</a> <a href="#">Pass 2</a>	7.7 7.6	8.2 8.1	8.3 8.0	7.8 7.3	7.3 7.9		12.030 11.590	1.0 1.0	34.730 40.590	13 9	75.320
10th		Freya Scott	Tolworth Gymnastics Club	<a href="#">Pass 1</a> <a href="#">Pass 2</a>	7.6 7.4	8.0 7.5	7.9 7.3	7.8 7.4	7.5 7.4		12.455 12.335		35.755 39.435	7 10	75.190
11th		Nola Parsons	Dimensions	<a href="#">Pass 1</a> <a href="#">Pass 2</a>	7.5 7.2	8.0 7.4	7.4 7.4	8.0 7.1	7.0 7.3		12.265 12.160		35.165 38.460	9 11	73.625
12th		Emily Morgan	Dimensions	<a href="#">Pass 1</a> <a href="#">Pass 2</a>	7.5 7.5	8.0 7.5	7.3 7.5	8.0 7.2	7.4 7.8		12.130 12.090		35.030 38.390	12 12	73.420
13th		Madison Hollingworth	Singapore Trampoline Academy	<a href="#">Pass 1</a> <a href="#">Pass 2</a>	7.2 7.2	7.3 7.7	8.0 7.0	7.4 6.9	6.8 7.5		12.350 12.240		34.250 39.140	16 13	73.390
14th		Eloise Plant	Skybound	<a href="#">Pass 1</a> <a href="#">Pass 2</a>	7.5 7.2	7.8 7.2	7.6 7.0	7.6 7.0	7.2 7.4		12.400 11.590		35.100 38.190	11 14	73.290
15th		Amy Brassington	Ls Gymnastics	<a href="#">Pass 1</a> <a href="#">Pass 2</a>	7.5 7.3	7.9 7.8	7.7 6.7	7.6 7.0	7.4 7.6		11.620 11.170		34.420 38.270	14 15	72.690
16th		Grace Whittaker	London Trampoline Academy	<a href="#">Pass 1</a> <a href="#">Pass 2</a>	7.5 7.4	7.7 7.9	7.0 7.0	7.8 7.1	7.3 7.7		11.900 11.705		34.400 37.805	15 16	72.205
17th		Emma Smith	Carlisle Trampoline Club	<a href="#">Pass 1</a> <a href="#">Pass 2</a>	7.1 7.6	7.4 7.9	7.6 7.0	7.2 7.4	7.0 7.8		10.990 10.535		32.690 38.535	20 17	71.225
18th		Annabelle Sims	Lincoln Imps	<a href="#">Pass 1</a> <a href="#">Pass 2</a>	7.4 7.4	7.5 7.4	7.4 7.4	7.6 7.3	7.2 7.5		11.235 11.475		33.535 37.275	17 18	70.810
19th		Amy Blaylock	Carlisle Trampoline Club	<a href="#">Pass 1</a> <a href="#">Pass 2</a>	7.1 6.8	7.2 6.9	6.9 6.6	7.3 6.5	6.6 7.1		11.815 12.015		33.015 37.415	19 19	70.430
20th		Holly Walker	Town Flyers Trampoline Club	<a href="#">Pass 1</a> <a href="#">Pass 2</a>	7.1 7.1	7.5 7.4	7.5 7.2	7.6 6.8	6.8 7.4		11.105 11.445		33.205 36.745	18 20	69.950



# TRI – V–Base 15 – 16 Males

## Preliminary Results


Pos	Nationality	Name	Club	Routine	E1	E2	E3	E4	E5	Diff	ToF	Pen	Score	Rank	Total
1st		Callum Parsley	Edgbarrow Trampoline Club	<a href="#">Pass 1</a> <a href="#">Pass 2</a>	8.2	8.3	7.8	8.3	7.8		13.210		37.510	1	79.085
					7.9	8.4	7.8	7.8	8.0	5.1	12.775		41.575	1	
2nd		Oliver Atkin	Sandwell Flyers	<a href="#">Pass 1</a> <a href="#">Pass 2</a>	7.4	7.9	7.5	7.9	7.3		14.125		36.925	2	78.190
					7.2	7.6	6.9	7.0	7.4	6.1	13.565		41.265	2	
3rd		Louis Dove	Dimensions	<a href="#">Pass 1</a> <a href="#">Pass 2</a>	7.3	7.8	7.4	7.6	6.9		13.565		35.865	5	77.580
					7.6	7.6	7.3	7.5	7.7	5.6	13.415		41.715	3	
4th		Harry Davis	Edgbarrow Trampoline Club	<a href="#">Pass 1</a> <a href="#">Pass 2</a>	7.9	8.4	7.7	8.0	7.4		12.435		36.035	4	77.565
					7.7	7.9	7.7	7.4	8.0	5.8	12.430		41.530	4	
5th		Rory Gibson	Ultimate Trampoline Club	<a href="#">Pass 1</a> <a href="#">Pass 2</a>	8.0	8.2	8.2	8.4	7.5		11.870		36.270	3	76.870
					7.7	8.2	7.8	7.4	8.0	5.1	12.000		40.600	5	
6th		Jack Pleasance	Dimensions	<a href="#">Pass 1</a> <a href="#">Pass 2</a>	7.0	7.5	6.9	7.4	6.9		13.445		34.745	8	75.755
					7.5	7.7	7.3	7.3	7.7	5.1	13.410		41.010	6	
7th		Mathieu Southern	Ls Gymnastics	<a href="#">Pass 1</a> <a href="#">Pass 2</a>	7.5	8.0	7.5	8.0	7.3		11.775		34.775	7	74.890
					7.4	7.8	7.1	7.1	7.7	5.9	12.015		40.115	7	
8th		Keiran Low	Singapore Trampoline Academy	<a href="#">Pass 1</a> <a href="#">Pass 2</a>	7.5	7.6	7.6	8.0	7.0		13.035		35.735	6	74.565
					7.0	7.0	7.1	6.7	7.3	5.0	12.730		38.830	8	
9th		Kieran Jelliss	Alchemy Trampoline and D.M.T Club	<a href="#">Pass 1</a> <a href="#">Pass 2</a>	7.0	7.4	7.5	7.3	6.5		11.215		32.915	9	69.875
					7.3	7.6	7.5	7.0	7.6	3.3	11.260		36.960	9	



# TRI – V–Base 17+ Females


## Preliminary Results


Pos	Nationality	Name	Club	Routine	E1	E2	E3	E4	E5	Diff	ToF	Pen	Score	Rank	Total
1st		Emma Russell	Edgbarrow Trampoline Club	<a href="#">Pass 1</a>	9.0	9.1	9.1	9.5	8.9		13.625		40.825	1	86.025
				<a href="#">Pass 2</a>	8.5	8.5	8.3	8.3	8.7	6.5	13.400		45.200	1	
2nd		Charis Mckenzie	Dimensions	<a href="#">Pass 1</a>	8.1	8.3	8.4	8.6	7.9		13.080		37.880	3	79.855
				<a href="#">Pass 2</a>	7.8	8.0	7.6	7.5	8.1	5.6	12.975		41.975	2	
3rd		Abbey Collins	Urban School of Gymnastics	<a href="#">Pass 1</a>	8.4	8.9	8.1	8.5	8.2		13.190		38.290	2	79.275
				<a href="#">Pass 2</a>	7.5	7.8	6.8	7.2	7.8	6.3	12.185		40.985	3	
4th		Beth Mc Robbie	Lincoln Imps	<a href="#">Pass 1</a>	8.1	8.4	8.1	8.5	8.0		13.150		37.750	4	78.925
				<a href="#">Pass 2</a>	7.5	7.7	7.1	7.3	7.7	6.0	12.675		41.175	4	
5th		Hannah Devlin	Edgbarrow Trampoline Club	<a href="#">Pass 1</a>	7.9	8.1	8.3	8.1	7.5		12.645		36.745	6	78.820
				<a href="#">Pass 2</a>	8.2	8.6	8.1	7.9	8.5	4.5	12.775		42.075	5	
6th		Sara Wiberg	Skybound	<a href="#">Pass 1</a>	8.2	8.6	7.8	8.5	7.8		12.485		36.985	5	78.305
				<a href="#">Pass 2</a>	8.4	8.6	8.1	8.2	8.6	3.4	12.720		41.320	6	
7th		Rebecca Hylton	London Trampoline Academy	<a href="#">Pass 1</a>	7.6	8.1	7.1	8.0	7.1		13.040		35.740	7	75.305
				<a href="#">Pass 2</a>	7.4	7.5	7.2	7.3	7.5	4.5	12.865		39.565	7	
8th		Emily Brady	London Trampoline Academy	<a href="#">Pass 1</a>	7.3	7.5	7.2	7.7	7.1		11.085		33.085	8	70.475
				<a href="#">Pass 2</a>	7.5	8.0	7.3	7.3	7.7	3.4	11.490		37.390	8	
9th		Louise Banks	Carlisle Trampoline Club	<a href="#">Pass 1</a>	6.7	6.9	6.5	7.1	6.4		11.215		31.315	9	67.605
				<a href="#">Pass 2</a>	6.5	6.7	5.8	6.2	6.8	5.7	11.190		36.290	9	



# TRI – V–Base 17+ Males

## Preliminary Results


Pos	Nationality	Name	Club	Routine	E1	E2	E3	E4	E5	Diff	ToF	Pen	Score	Rank	Total
1st		Adam Mackin	Dynamo Trampoline Academy	<a href="#">Pass 1</a>	8.0	8.1	8.1	8.5	7.6		13.140		37.340	1	78.505
				<a href="#">Pass 2</a>	7.6	7.8	8.0	7.5	7.7	5.1	12.965		41.165	1	



# TRI – V–Club 9 – 12 Females



## Preliminary Results


Pos	Nationality	Name	Club	Routine	E1	E2	E3	E4	E5	Diff	ToF	Pen	Score	Rank	Total
1st		Madeline Cousins	Tolworth Gymnastics Club	<a href="#">Pass 1</a> <a href="#">Pass 2</a>	7.8	7.9	7.9	8.3	8.6		13.540		37.640	1	80.745
					8.0	8.0	7.8	7.8	7.6	6.4	13.105		43.105	1	
2nd		Mia Horton	Sandwell Flyers	<a href="#">Pass 1</a> <a href="#">Pass 2</a>	7.5	7.6	7.6	7.8	7.8		12.985		35.985	2	79.345
					7.3	7.4	7.3	7.2	6.8	8.1	13.460		43.360	2	
3rd		Isabel Wakefeild	Carlisle Trampoline Club	<a href="#">Pass 1</a> <a href="#">Pass 2</a>	7.1	7.3	7.3	7.6	7.4		12.695		34.695	3	74.955
					7.2	7.3	6.9	7.0	6.8	6.7	12.460		40.260	3	
4th		Luisa Royle	Fusion Gymnastics Wales	<a href="#">Pass 1</a> <a href="#">Pass 2</a>	7.2	7.5	7.5	7.4	7.8		11.615	1.0	33.015	4	70.095
					7.3	7.4	7.1	7.1	6.7	5.4	11.180	1.0	37.080	4	
5th		Isabella Johns	Fusion Gymnastics Wales	<a href="#">Pass 1</a> <a href="#">Pass 2</a>	7.1	7.4	7.4	7.4	7.0		11.460	1.0	32.360	5	67.225
					7.2	7.2	7.0	7.1	7.0	3.7	10.865	1.0	34.865	5	
6th		Lani Jones	Fusion Gymnastics Wales	<a href="#">Pass 1</a> <a href="#">Pass 2</a>	6.8	7.2	7.2	7.0	6.7		10.885	1.0	30.885	6	67.010
					7.5	7.6	7.4	7.3	6.8	4.4	10.525	1.0	36.125	6	
7th		Norah Cole	Fusion Gymnastics Wales	<a href="#">Pass 1</a> <a href="#">Pass 2</a>	6.8	6.9	6.9	7.0	7.3		10.625	1.0	30.425	7	65.765
					7.5	7.5	7.2	7.3	7.0	4.3	10.040	1.0	35.340	7	
8th		Katie Wong	Twisters South Wales RTC	<a href="#">Pass 1</a> <a href="#">Pass 2</a>	6.3	6.6	6.6	6.7	6.3		9.710		27.210	8	60.425
					6.8	6.8	6.4	6.6	6.4	3.4	10.015		33.215	8	



# TRI – V–Club 9 – 12 Males

## Preliminary Results

Pos	Nationality	Name	Club	Routine	E1	E2	E3	E4	E5	Diff	ToF	Pen	Score	Rank	Total
1st		Daniel Miller	Carlisle Trampoline Club	<a href="#">Pass 1</a>	6.9	7.1	7.1	7.1	7.3		12.845		34.145	1	73.965
				<a href="#">Pass 2</a>	7.1	7.2	6.9	6.9	6.5	6.7	12.220		39.820	1	
2nd		Arryon Hart	Ultimate Trampoline Club	<a href="#">Pass 1</a>	7.1	7.2	7.2	7.3	7.0		10.525	2.0	30.025	2	66.325
				<a href="#">Pass 2</a>	6.8	6.9	6.6	6.8	7.0	4.7	11.100		36.300	2	



# TRI – V–Club 13 – 14 Females





## Preliminary Results

Pos	Nationality	Name	Club	Routine	E1	E2	E3	E4	E5	Diff	ToF	Pen	Score	Rank	Total
1st		Clarissa Seraphin	Edgbarrow Trampoline Club	<a href="#">Pass 1</a> <a href="#">Pass 2</a>	8.0 8.4	8.5 8.4	8.5 8.1	8.3 8.1	8.0 7.7		14.010 13.785		38.810 45.185	1 1	83.995
2nd		Ella Hale	Harrogate Gymnastics Club	<a href="#">Pass 1</a> <a href="#">Pass 2</a>	8.2 7.7	8.3 7.8	8.3 7.5	8.5 7.6	7.6 7.6		13.960 13.755		38.760 43.755	2 2	82.515
3rd		Bozena Jaasi	Edgbarrow Trampoline Club	<a href="#">Pass 1</a> <a href="#">Pass 2</a>	7.9 8.0	8.0 8.0	8.0 7.6	8.3 7.7	7.5 7.4		12.890 13.265		36.790 43.365	4 3	80.155
4th		Chloe Annett	Tolworth Gymnastics Club	<a href="#">Pass 1</a> <a href="#">Pass 2</a>	7.7 7.5	7.9 7.6	7.9 7.2	7.9 7.1	8.0 6.3		13.670 13.360		37.370 42.760	3 4	80.130
5th		Chloe Shaw	Singapore Trampoline Academy	<a href="#">Pass 1</a> <a href="#">Pass 2</a>	7.4 7.5	7.6 7.6	7.6 7.3	7.8 7.2	7.5 6.7		13.590 13.205		36.290 42.905	6 5	79.195
6th		Ruby Berridge	Fusion Gymnastics Wales	<a href="#">Pass 1</a> <a href="#">Pass 2</a>	7.7 7.9	7.8 7.9	7.8 7.5	7.8 7.7	8.0 7.5		12.965 12.975	1.0 1.0	35.365 41.075	7 6	76.440
7th		Heidi Sartor	Twisters South Wales RTC	<a href="#">Pass 1</a> <a href="#">Pass 2</a>	7.5 7.9	8.0 7.9	8.0 7.6	7.8 7.4	7.5 6.3		13.185 12.745		36.485 39.945	5 7	76.430
8th		Lola Bridges	Fusion Gymnastics Wales	<a href="#">Pass 1</a> <a href="#">Pass 2</a>	7.6 7.7	7.7 7.8	7.7 7.5	7.9 7.5	7.2 7.3		11.185 12.015	1.0 1.0	33.185 39.715	8 8	72.900



# TRI – V–Club 13 – 14 Males

## Preliminary Results

Pos	Nationality	Name	Club	Routine	E1	E2	E3	E4	E5	Diff	ToF	Pen	Score	Rank	Total
1st		Theo Leung	Skyriders Trampoline Place	<a href="#">Pass 1</a> <a href="#">Pass 2</a>	7.0 7.6	7.4 7.7	7.4 7.6	7.3 7.4	7.8 6.7		14.575 15.025		36.675 45.225	1 1	81.900
2nd		Douglas Bibby	Edgbarrow Trampoline Club	<a href="#">Pass 1</a> <a href="#">Pass 2</a>	7.1 8.0	7.5 8.1	7.5 7.7	7.5 7.7	7.9 7.3		12.700 12.030		35.200 41.330	2 2	76.530
3rd		Charlie Wilson	West Wight Trampoline Club	<a href="#">Pass 1</a> <a href="#">Pass 2</a>	6.7 6.9	7.0 6.9	7.0 6.6	7.1 6.6	6.8 6.0		13.555 13.305		34.355 39.505	3 3	73.860
4th		Max Pritchard	Twisters South Wales RTC	<a href="#">Pass 1</a> <a href="#">Pass 2</a>	7.0 7.3	7.2 7.4	7.2 7.1	7.1 7.1	7.0 6.9		12.835 13.335		34.135 39.435	4 4	73.570



# TRI – V–Club 15 – 16 Females




## Preliminary Results


Pos	Nationality	Name	Club	Routine	E1	E2	E3	E4	E5	Diff	ToF	Pen	Score	Rank	Total
1st		Cadence Andrews	Skyriders Trampoline Place	<a href="#">Pass 1</a> <a href="#">Pass 2</a>	8.4	8.5	8.5	8.9	8.4		14.835		40.235	1	87.305
					8.1	8.2	7.9	8.1	8.3	7.4	15.270		47.070	1	
2nd		Natasha Tapster	Edgbarrow Trampoline Club	<a href="#">Pass 1</a> <a href="#">Pass 2</a>	7.7	8.0	8.0	7.9	7.6		14.465		38.065	2	82.235
					7.6	7.7	7.5	7.5	7.5	7.2	14.370		44.170	2	
3rd		Carina Shalamov	Skyriders Trampoline Place	<a href="#">Pass 1</a> <a href="#">Pass 2</a>	7.6	7.8	7.8	7.7	8.1		14.075		37.375	3	81.530
					8.0	8.1	7.6	7.6	7.0	7.1	13.855		44.155	3	
4th		Martha Cornforth	Heart of England Trampoline Club	<a href="#">Pass 1</a> <a href="#">Pass 2</a>	7.5	7.8	7.8	7.6	7.8		13.915		37.115	4	80.270
					7.9	8.0	7.6	7.7	7.3	6.5	13.455		43.155	4	
5th		Catrise Hart	Ultimate Trampoline Club	<a href="#">Pass 1</a> <a href="#">Pass 2</a>	7.8	8.3	8.3	8.2	8.8		12.505	2.0	35.305	7	77.450
					8.1	8.2	7.9	7.9	7.6	6.0	12.245		42.145	5	
6th		Lauren Neild	Edgbarrow Trampoline Club	<a href="#">Pass 1</a> <a href="#">Pass 2</a>	7.5	7.7	7.7	7.6	7.6		13.060		35.960	5	77.285
					7.9	8.0	7.5	7.6	7.2	5.2	13.125		41.325	6	
7th		Ellie Blaber	Ultima TC	<a href="#">Pass 1</a> <a href="#">Pass 2</a>	7.2	7.5	7.5	7.5	7.4		13.540		35.940	6	77.035
					7.5	7.5	7.3	7.4	7.4	5.3	13.495		41.095	7	
8th		Trearna Hart	Ultimate Trampoline Club	<a href="#">Pass 1</a> <a href="#">Pass 2</a>	6.9	7.4	7.4	7.0	7.5		12.130	2.0	31.930	9	70.065
					7.2	7.2	7.0	7.0	6.9	5.2	11.735		38.135	8	
9th		Ava King	Twisters South Wales RTC	<a href="#">Pass 1</a> <a href="#">Pass 2</a>	7.0	7.3	7.3	7.1	6.9		11.220		32.620	8	69.330
					7.2	7.3	7.0	7.0	6.7	3.3	12.210		36.710	9	
10th		Lauryn Nash	Twisters South Wales RTC	<a href="#">Pass 1</a> <a href="#">Pass 2</a>	7.0	7.1	7.1	7.2	6.7		11.780		30.680	10	67.045
					7.1	7.2	6.9	6.9	6.7	4.1	11.365		36.365	10	



# TRI – V–Club 15 – 16 Males

## Preliminary Results

Pos	Nationality	Name	Club	Routine	E1	E2	E3	E4	E5	Diff	ToF	Pen	Score	Rank	Total
1st		Joao Lorga Caeiro	Edgbarrow Trampoline Club	<a href="#">Pass 1</a>	7.7	8.2	8.2	7.8	8.2		16.440		40.640	1	88.180
				<a href="#">Pass 2</a>	8.1	8.2	8.0	8.1	8.1	7.0	16.240		47.540	1	
2nd		Josh Bouwer	Edgbarrow Trampoline Club	<a href="#">Pass 1</a>	7.3	7.6	7.6	7.5	8.0		14.795		37.495	3	82.160
				<a href="#">Pass 2</a>	8.0	8.1	7.7	7.6	6.6	7.4	13.965		44.665	2	
3rd		Remi Abdib	Skyriders Trampoline Place	<a href="#">Pass 1</a>	8.2	8.5	8.5	8.7	8.0		13.960	1.0	38.160	2	80.930
				<a href="#">Pass 2</a>	7.0	7.1	6.7	6.8	6.4	9.6	13.670	1.0	42.770	3	



# TRI – V–Club 17+ Females


## Preliminary Results


Pos	Nationality	Name	Club	Routine	E1	E2	E3	E4	E5	Diff	ToF	Pen	Score	Rank	Total
1st		Phoenix Jeffries	Edgbarrow Trampoline Club	<a href="#">Pass 1</a> <a href="#">Pass 2</a>	7.8	8.2	8.2	7.9	7.8		14.425		38.325	1	84.835
					8.2	8.3	8.0	8.0	7.5	7.6	14.710		46.510	1	
2nd		Chloe Spinks	Lincoln Imps	<a href="#">Pass 1</a> <a href="#">Pass 2</a>	7.5	8.0	8.0	7.6	7.8		13.715		37.115	4	81.775
					7.8	7.8	7.7	7.6	7.3	7.5	14.060		44.660	2	
3rd		Abby Shearer	Edgbarrow Trampoline Club	<a href="#">Pass 1</a> <a href="#">Pass 2</a>	7.9	8.1	8.1	8.3	8.1		13.615		37.915	2	81.700
					7.9	8.0	7.7	7.7	7.4	7.0	13.485		43.785	3	
4th		Lily Bishop	Skyriders Trampoline Place	<a href="#">Pass 1</a> <a href="#">Pass 2</a>	7.4	7.7	7.7	7.9	8.2		13.265		36.565	8	80.595
					7.9	8.0	7.6	7.6	7.1	7.8	13.130		44.030	4	
5th		Rachel Betts	Lincoln Imps	<a href="#">Pass 1</a> <a href="#">Pass 2</a>	7.9	8.2	8.2	8.1	8.1		13.375		37.775	3	79.940
					7.7	7.8	7.5	7.5	7.2	6.7	12.765		42.165	5	
6th		Mia Shingler	Tolworth Gymnastics Club	<a href="#">Pass 1</a> <a href="#">Pass 2</a>	7.4	7.8	7.8	7.6	7.7		13.750		36.850	5	79.745
					7.8	7.9	7.6	7.6	7.4	6.3	13.595		42.895	6	
7th		Ella Feltham	Carlisle Trampoline Club	<a href="#">Pass 1</a> <a href="#">Pass 2</a>	7.7	7.8	7.8	8.2	7.6		13.445		36.745	6	79.275
					7.4	7.5	7.2	7.2	6.8	7.5	13.230		42.530	7	
8th		Lara Carr	Edgbarrow Trampoline Club	<a href="#">Pass 1</a> <a href="#">Pass 2</a>	7.5	7.9	7.9	7.7	7.4		13.570		36.670	7	78.790
					7.9	8.0	7.7	7.8	7.6	5.2	13.520		42.120	8	
9th		Ruth Schofield	Lincoln Imps	<a href="#">Pass 1</a> <a href="#">Pass 2</a>	6.9	7.4	7.4	7.3	7.4		13.055		35.155	9	77.025
					7.5	7.5	7.3	7.3	7.0	6.8	12.970		41.870	9	
10th		Enya Hawthorne	Edgbarrow Trampoline Club	<a href="#">Pass 1</a> <a href="#">Pass 2</a>	7.1	7.5	7.5	7.3	7.4		12.660		34.860	10	75.230
					7.4	7.5	7.3	7.3	7.2	5.8	12.570		40.370	10	



# TRI – V–Club 17+ Males





## Preliminary Results


Pos	Nationality	Name	Club	Routine	E1	E2	E3	E4	E5	Diff	ToF	Pen	Score	Rank	Total
1st		Adam Pleasance	Dimensions	<a href="#">Pass 1</a>	7.1	7.3	7.3	7.3	7.7		15.060		36.960	1	81.710
				<a href="#">Pass 2</a>	7.7	7.8	7.4	7.3	6.5	8.1	14.250		44.750	1	



# TRI – V–Elite 11 – 12 Females



## Preliminary Results


Pos	Nationality	Name	Club	Routine	E1	E2	E3	E4	E5	Diff	ToF	Pen	Score	Rank	Total
1st		Kira Holliday	Carlisle Trampoline Club	<a href="#">Pass 1</a> <a href="#">Pass 2</a>	8.4	8.6	8.6	8.7	8.1		13.830		39.430	1	82.285
					7.6	7.7	7.4	7.3	6.6	7.8	12.755		42.855	1	
2nd		Sara Shaw	Singapore Trampoline Academy	<a href="#">Pass 1</a> <a href="#">Pass 2</a>	8.2	8.4	8.4	8.6	7.8		13.335		38.335	3	81.710
					7.5	7.6	7.3	7.3	6.8	8.1	13.175		43.375	2	
3rd		Arabel Pedoson	Biomechanics Group SC	<a href="#">Pass 1</a> <a href="#">Pass 2</a>	8.4	8.5	8.5	8.8	8.3		13.420		38.820	2	81.175
					7.7	7.7	7.6	7.7	7.8	6.1	13.155		42.355	3	
4th		Belle Holliday	Carlisle Trampoline Club	<a href="#">Pass 1</a> <a href="#">Pass 2</a>	7.5	7.6	7.6	8.0	7.9		12.685		35.785	4	77.295
					7.3	7.4	7.3	7.1	6.5	7.8	12.010		41.510	4	



# TRI – V–Elite 11 – 12 Males




## Preliminary Results


Pos	Nationality	Name	Club	Routine	E1	E2	E3	E4	E5	Diff	ToF	Pen	Score	Rank	Total
1st		Harry Slatter	Edgbarrow Trampoline Club	<a href="#">Pass 1</a>	8.0	8.3	8.3	8.1	7.9		13.885		38.285	1	83.635
				<a href="#">Pass 2</a>	8.2	8.3	8.0	8.0	7.6	7.6	13.550		45.350	1	
2nd		Alfie Lynch	Heart of England Trampoline Club	<a href="#">Pass 1</a>	6.9	7.3	7.3	7.4	7.0		12.600	2.0	32.200	2	74.860
				<a href="#">Pass 2</a>	7.2	7.3	7.0	6.8	5.7	9.1	12.560		42.660	2	



# TRI – V–Elite 13 – 14 Females





## Preliminary Results


Pos	Nationality	Name	Club	Routine	E1	E2	E3	E4	E5	Diff	ToF	Pen	Score	Rank	Total
1st		Czarina Rodriguez	Dynamite Academy of Gymnastics	<a href="#">Pass 1</a>	8.5	8.8	8.8	8.9	8.5		14.535		40.635	1	89.695
				<a href="#">Pass 2</a>	8.7	8.8	8.6	8.5	8.1	9.1	14.160		49.060	1	
2nd		Jada Porter	Sandwell Flyers	<a href="#">Pass 1</a>	7.9	8.4	8.4	8.2	8.5		15.365		40.365	3	89.465
				<a href="#">Pass 2</a>	8.2	8.3	8.0	8.0	7.7	10.3	14.600		49.100	2	
3rd		Emily Trotter	Carlisle Trampoline Club	<a href="#">Pass 1</a>	8.5	8.9	8.9	8.8	8.1		14.170		40.370	2	86.795
				<a href="#">Pass 2</a>	7.8	7.9	7.6	7.5	6.8	9.4	14.125		46.425	3	



# TRI – V–Elite 15 – 16 Females

## Preliminary Results


Pos	Nationality	Name	Club	Routine	E1	E2	E3	E4	E5	Diff	ToF	Pen	Score	Rank	Total
1st		Natasha Rodriguez	Dynamite Academy of Gymnastics	<a href="#">Pass 1</a>	8.6	8.9	8.9	8.8	8.3		14.280		40.580	2	89.835
				<a href="#">Pass 2</a>	8.8	8.9	8.8	8.7	8.3	8.8	14.155		49.255	1	
2nd		Megan Glover	Edgbarrow Trampoline Club	<a href="#">Pass 1</a>	8.6	9.0	9.0	8.9	8.3		14.585		41.085	1	89.485
				<a href="#">Pass 2</a>	9.1	9.2	8.7	8.7	7.9	7.7	14.200		48.400	2	
3rd		Roshni James	Skyriders Trampoline Place	<a href="#">Pass 1</a>	7.4	7.8	7.8	7.5	7.9		15.200		38.300	3	85.765
				<a href="#">Pass 2</a>	7.6	7.7	7.5	7.6	7.7	10.4	14.165		47.465	3	
4th		Jemma Salkeld	Carlisle Trampoline Club	<a href="#">Pass 1</a>	7.4	7.9	7.9	7.8	7.6		13.635		36.935	4	79.905
				<a href="#">Pass 2</a>	7.5	7.5	7.2	7.1	6.5	8.2	12.970		42.970	4	



# TRI – V–Elite 15 – 16 Males


## Preliminary Results


Pos	Nationality	Name	Club	Routine	E1	E2	E3	E4	E5	Diff	ToF	Pen	Score	Rank	Total
1st		Nicolai Rodriguez	Dynamite Academy of Gymnastics	<a href="#">Pass 1</a>	8.3	8.8	8.8	8.5	9.0		15.320		41.420	1	91.605
				<a href="#">Pass 2</a>	8.7	8.7	8.4	8.5	8.3	9.4	15.185		50.185	1	



# TRI – V–Elite 17 – 21 Females




## Preliminary Results


Pos	Nationality	Name	Club	Routine	E1	E2	E3	E4	E5	Diff	ToF	Pen	Score	Rank	Total
1st		Corin Clark	Sandwell Flyers	<a href="#">Pass 1</a>	8.5	8.7	8.7	8.7	8.7		15.745		41.845	1	91.170
				<a href="#">Pass 2</a>	8.1	8.2	7.9	7.9	7.6	10.5	14.925		49.325	1	



# TRI – V–Elite 17 – 21 Males



## Preliminary Results


Pos	Nationality	Name	Club	Routine	E1	E2	E3	E4	E5	Diff	ToF	Pen	Score	Rank	Total
1st		Nicholas Smith	Aspire Trampoline Academy	<a href="#">Pass 1</a>	8.6	8.7	8.7	8.8	8.3		15.275		41.275	1	89.335
				<a href="#">Pass 2</a>	8.5	8.6	8.2	8.2	7.6	7.9	15.260		48.060	1	
2nd		Frank Smith	Edgbarrow Trampoline Club	<a href="#">Pass 1</a>	8.0	8.5	8.5	8.2	7.6		14.980		39.680	2	86.275
				<a href="#">Pass 2</a>	8.0	8.1	7.7	7.8	7.7	8.1	14.995		46.595	2	
3rd		Jamie Hudson	Edgbarrow Trampoline Club	<a href="#">Pass 1</a>	8.1	8.2	8.2	8.2	7.7		14.480		38.980	3	85.695
				<a href="#">Pass 2</a>	7.9	7.9	7.6	7.7	7.5	8.8	14.715		46.715	3	



# TRI – V–Elite 17+ Females



## Preliminary Results

Pos	Nationality	Name	Club	Routine	E1	E2	E3	E4	E5	Diff	ToF	Pen	Score	Rank	Total
1st		Sophie Brady	Edgbarrow Trampoline Club	<a href="#">Pass 1</a>	8.1	8.6	8.6	8.4	8.6	1.6	14.675		41.875	1	89.665
				<a href="#">Pass 2</a>	8.4	8.5	8.2	8.1	7.5	8.6	14.490		47.790	1	
2nd		Kasha Noga-bard	Skyriders Trampoline Place	<a href="#">Pass 1</a>	7.5	8.0	8.0	7.6	8.0	2.7	15.515		41.815	2	88.885
				<a href="#">Pass 2</a>	7.6	7.7	7.3	7.4	7.2	10.4	14.370		47.070	2	



# TRI – V–Elite 17+ Males

## Preliminary Results





Pos	Nationality	Name	Club	Routine	E1	E2	E3	E4	E5	Diff	ToF	Pen	Score	Rank	Total
1st		Noah Isaac	Skyriders Trampoline Place	<a href="#">Pass 1</a>	7.3	7.8	7.8	7.8	7.7	1.5	15.605		40.405	1	87.045
				<a href="#">Pass 2</a>	7.6	7.7	7.4	7.5	7.5	8.8	15.240		46.640	1	
2nd		Wil Husnutdinov	Skyriders Trampoline Place	<a href="#">Pass 1</a>	7.7	7.8	7.8	7.8	8.0	1.5	15.085	1.0	38.985	2	84.535
				<a href="#">Pass 2</a>	7.3	7.3	7.1	7.2	7.3	9.7	15.050	1.0	45.550	2	



# TRI – V–Open Ladies

Proudly presented by Rebound Products

Preliminary Results

Pos	Nationality	Name	Club	Routine	E1	E2	E3	E4	E5	Diff	ToF	Pen	Score	Rank	Total
1st		Rachel Tam	Skyriders Trampoline Place	<a href="#">Pass 1</a>	8.1	8.2	8.2	8.5	8.5	6.0	15.710		46.610	1	99.245
				<a href="#">Pass 2</a>	8.0	8.1	7.7	7.8	7.5	14.2	14.935		52.635	1	
2nd		Mariola Garcia	Skyriders Trampoline Place	<a href="#">Pass 1</a>	8.1	8.3	8.3	8.6	8.7	4.0	16.015		45.215	2	96.530
				<a href="#">Pass 2</a>	8.1	8.2	7.8	7.9	7.6	12.4	15.115		51.315	2	
3rd		Corin Clark	Sandwell Flyers	<a href="#">Pass 1</a>	7.6	8.1	8.1	7.9	8.8	3.7	15.660		43.460	4	92.315
				<a href="#">Pass 2</a>	7.8	7.9	7.7	7.8	7.9	11.2	14.155		48.855	3	
4th		Katarina Rodriguez	Dynamite Academy of Gymnastics	<a href="#">Pass 1</a>	8.2	8.6	8.6	8.3	8.9	3.9	14.425		43.825	3	91.435
				<a href="#">Pass 2</a>	8.2	8.3	8.0	8.1	8.0	9.4	13.910		47.610	4	








VERIFLITE




# TRI – V – Open Mens

Proudly presented by Rebound Products


Preliminary Results

Pos	Nationality	Name	Club	Routine	E1	E2	E3	E4	E5	Diff	ToF	Pen	Score	Rank	Total
1st		Nate Shuh	Skyriders Trampoline Place	<a href="#">Pass 1</a>	8.2	8.7	8.7	8.6	8.9	5.2	17.725		48.925	1	104.850
				<a href="#">Pass 2</a>	8.0	8.1	7.8	7.7	7.1	15.8	16.625	55.925	1		
2nd		Trevor Stirling	Skyriders Trampoline Place	<a href="#">Pass 1</a>	7.7	8.2	8.2	7.8	8.8	5.6	16.825		46.625	2	101.480
				<a href="#">Pass 2</a>	7.7	7.8	7.6	7.4	6.8	15.4	16.755	54.855	2		
3rd		Tom Leakey	Edgbarrow Trampoline Club	<a href="#">Pass 1</a>	8.1	8.4	8.4	8.5	8.9	4.0	16.835		46.135	3	99.700
				<a href="#">Pass 2</a>	8.0	8.1	7.7	7.7	7.3	14.4	15.765	53.565	3		
4th		Ethan Love	Skyriders Trampoline Place	<a href="#">Pass 1</a>	7.6	7.8	7.8	8.0	8.0	5.6	16.270		45.470	4	98.315
				<a href="#">Pass 2</a>	7.4	7.5	7.3	7.4	7.5	14.4	16.145	52.845	4		
5th		Sérgio Aniceto	AlgarveGYM	<a href="#">Pass 1</a>	8.1	8.4	8.4	8.3	8.9	4.1	16.215		45.415	5	93.890
				<a href="#">Pass 2</a>	6.8	6.8	6.7	6.4	5.5	13.8	14.775	48.475	5		



# Dis – V–Para 13 – 16 L1 Mixed


## Preliminary Results


Pos	Nationality	Name	Club	Routine	E1	E2	E3	E4	E5	Diff	ToF	Pen	Score	Rank	Total
1st		Angharad Evans	Twisters South Wales RTC	<a href="#">Pass 1</a>	6.7	7.2	7.2	6.8	7.0		8.795		29.495	1	59.700
				<a href="#">Pass 2</a>	7.2	7.3	7.0	7.0	6.7	1.2	8.105		30.205	1	



# Dis – V–Para 17+ L 1 Mixed


## Preliminary Results


Pos	Nationality	Name	Club	Routine	E1	E2	E3	E4	E5	Diff	ToF	Pen	Score	Rank	Total
1st		Diya Haridas	Twisters South Wales RTC	<a href="#">Pass 1</a>	6.1	6.2	6.2	6.5	6.1		7.625		26.125	1	55.795
				<a href="#">Pass 2</a>	7.5	7.5	7.0	7.1	6.7	0.5	7.570		29.670	1	



# Dis – V–Para 13 – 16 L2 Mixed


## Preliminary Results


Pos	Nationality	Name	Club	Routine	E1	E2	E3	E4	E5	Diff	ToF	Pen	Score	Rank	Total
1st		Angel Eames	Twisters South Wales RTC	<a href="#">Pass 1</a>	7.2	7.6	7.6	7.5	7.7		12.255		34.955	1	72.660
				<a href="#">Pass 2</a>	7.4	7.5	7.2	7.2	6.8	4.0	11.905		37.705	1	



# Dis – V–Para 17+ L2 Mixed

## Preliminary Results

Pos	Nationality	Name	Club	Routine	E1	E2	E3	E4	E5	Diff	ToF	Pen	Score	Rank	Total
1st		Lauren Douce	Lincoln Imps	<a href="#">Pass 1</a>	7.5	7.5	7.0	7.2	7.3		10.630		32.630	1	68.015
				<a href="#">Pass 2</a>	7.2	7.0	7.3	7.4	7.1	3.0	10.785		35.385	1	





# TRI – V–Start 9 – 10 Females

## Preliminary Results

Pos	Nationality	Name	Club	Routine	E1	E2	E3	E4	E5	Diff	ToF	Pen	Score	Rank	Total
1st		Leonie Broux	Tolworth Gymnastics Club	<a href="#">Pass 1</a> <a href="#">Pass 2</a>	7.8 7.9	7.8 7.8	7.6 7.8	7.7 8.3	8.0 7.2	2.4	10.875 11.280		34.175 37.180	1 1	71.355
2nd		Isla Ahearn	Edgbarrow Trampoline Club	<a href="#">Pass 1</a> <a href="#">Pass 2</a>	7.8 7.7	8.3 7.5	7.9 7.7	8.3 8.1	8.0 8.0	2.0	9.260 9.520		33.460 34.920	3 2	68.380
3rd		Caitlin Godwin	Ultima TC	<a href="#">Pass 1</a> <a href="#">Pass 2</a>	7.4 7.3	7.9 7.2	7.5 7.2	7.9 7.7	7.7 7.3	2.4	10.015 10.540		33.115 34.740	4 3	67.855
4th		Ava Wood	Tolworth Gymnastics Club	<a href="#">Pass 1</a> <a href="#">Pass 2</a>	7.8 7.2	7.9 7.0	7.7 7.2	7.9 7.5	7.2 7.0	2.4	10.610 9.885		34.010 33.685	2 4	67.695
5th		Isabella Rumsby	Edgbarrow Trampoline Club	<a href="#">Pass 1</a> <a href="#">Pass 2</a>	7.6 7.4	7.6 7.4	7.6 7.4	7.7 7.6	7.5 7.4	2.0	9.380 9.855		32.180 34.055	7 5	66.235
6th		Maisie Holley	Edgbarrow Trampoline Club	<a href="#">Pass 1</a> <a href="#">Pass 2</a>	7.1 7.2	7.3 7.1	7.2 7.1	7.4 7.6	7.3 7.8	1.9	9.860 9.920		31.660 33.720	8 6	65.380
7th		Sadie Hartley	Urban School of Gymnastics	<a href="#">Pass 1</a> <a href="#">Pass 2</a>	7.7 7.2	8.2 7.0	7.7 7.3	8.0 7.5	7.8 7.0	3.0	8.800 8.415		32.300 32.915	6 7	65.215
8th		Darci Mcurtrie	Singapore Trampoline Academy	<a href="#">Pass 1</a> <a href="#">Pass 2</a>	7.2 7.2	7.5 7.1	7.0 7.1	7.3 7.6	7.5 8.0	2.1	8.870 9.085		30.870 33.085	9 8	63.955
9th		Francesca Shutt	Town Flyers Trampoline Club	<a href="#">Pass 1</a> <a href="#">Pass 2</a>	7.6 6.8	7.9 6.8	7.5 6.8	7.8 6.9	7.5 7.4	1.9	9.445 8.785		32.345 31.185	5 9	63.530
10th		Emily Bevan	Fusion Gymnastics Wales	<a href="#">Pass 1</a> <a href="#">Pass 2</a>	7.3 7.5	7.5 7.4	7.2 7.5	7.5 7.6	7.9 7.7	2.5	8.840 8.360	1.0 1.0	30.140 32.460	12 10	62.600
11th		Charlotte Allen	Urban School of Gymnastics	<a href="#">Pass 1</a> <a href="#">Pass 2</a>	6.7 7.6	6.7 7.3	6.6 7.5	6.8 8.0	7.0 7.1	2.1	8.805 8.565		29.005 33.065	15 11	62.070
12th		Georgie Lewis	Edgbarrow Trampoline Club	<a href="#">Pass 1</a> <a href="#">Pass 2</a>	6.8 7.5	7.1 7.5	6.8 7.5	6.9 7.5	7.5 7.6	1.9	8.410 8.320		29.210 32.720	14 12	61.930
13th		Lily Thompson	Carlisle Trampoline Club	<a href="#">Pass 1</a> <a href="#">Pass 2</a>	7.4 6.5	7.5 6.4	7.0 6.5	7.3 6.7	7.4 6.7	3.0	8.235 8.765		30.335 31.465	11 13	61.800
14th		Faye Trotter	Carlisle Trampoline Club	<a href="#">Pass 1</a> <a href="#">Pass 2</a>	7.1 6.4	7.4 6.2	6.9 6.3	7.1 6.7	6.8 6.0	2.2	9.565 8.975		30.665 30.075	10 14	60.740
15th		Megan Phillips	Fusion Gymnastics Wales	<a href="#">Pass 1</a> <a href="#">Pass 2</a>	7.6 7.2	7.6 7.0	7.4 7.2	7.4 7.5	7.4 7.1	2.9	7.935 8.000	1.0 1.0	29.335 31.400	13 15	60.735
16th		Pippa Leonard	Alchemy Trampoline and D.M.T Club	<a href="#">Pass 1</a> <a href="#">Pass 2</a>	6.8 7.0	7.2 6.5	6.8 7.0	7.1 7.5	7.6 7.5	2.0	7.395 7.475		28.495 30.975	18 16	59.470
17th		Grace Kavanagh	Ls Gymnastics	<a href="#">Pass 1</a> <a href="#">Pass 2</a>	6.9 6.4	6.9 6.2	6.7 6.5	6.8 6.5	6.5 6.2	2.1	8.235 8.330		28.635 29.530	16 17	58.165
18th		Jasmine Stone	Alchemy Trampoline and D.M.T Club	<a href="#">Pass 1</a> <a href="#">Pass 2</a>	7.3 6.8	7.4 6.7	6.9 6.8	7.1 6.9	6.6 6.9	2.0	7.205 7.105		28.505 29.605	17 18	58.110
19th		Elizabeth Stalenhoef	Heart of England Trampoline Club	<a href="#">Pass 1</a> <a href="#">Pass 2</a>	6.4 6.3	6.6 5.9	6.3 6.3	6.5 6.8	6.3 6.9	2.2	7.510 7.985		26.710 29.585	21 19	56.295
20th		Harriet Bradshaw	Ls Gymnastics	<a href="#">Pass 1</a> <a href="#">Pass 2</a>	6.2 5.9	6.6 5.8	6.3 5.9	6.5 6.0	6.6 6.5	2.4	7.655 8.045		27.055 28.245	20 20	55.300





**Preliminary Results**

Pos	Nationality	Name	Club	Routine	E1	E2	E3	E4	E5	Diff	ToF	Pen	Score	Rank	Total
21st		Lyla Robinson	Dynamo Trampoline Academy	<a href="#">Pass 1</a>	6.4	6.5	6.5	6.7	6.9		7.495		27.195	19	54.580
				<a href="#">Pass 2</a>	6.0	5.6	6.0	6.4	6.6	2.5	6.485		27.385	21	



# TRI – V–Start 9 – 10 Males

## Preliminary Results















Pos	Nationality	Name	Club	Routine	E1	E2	E3	E4	E5	Diff	ToF	Pen	Score	Rank	Total
1st		Aidan Hartman	Singapore Trampoline Academy	<a href="#">Pass 1</a>	7.0	7.5	7.4	7.6	7.7		11.060		33.560	1	70.015
				<a href="#">Pass 2</a>	7.6	7.3	7.7	7.9	7.9	2.4	10.855		36.455	1	
2nd		Harrison Clancey-Agius	Singapore Trampoline Academy	<a href="#">Pass 1</a>	7.0	7.3	7.0	7.2	7.7		11.010		32.510	2	66.720
				<a href="#">Pass 2</a>	6.9	6.9	6.9	7.0	6.7	3.0	10.510		34.210	2	
3rd		Leo Logan	Carlisle Trampoline Club	<a href="#">Pass 1</a>	5.9	6.0	5.9	6.1	6.0		9.495		27.395	3	56.370
				<a href="#">Pass 2</a>	6.1	6.1	6.1	6.2	6.4	1.3	9.275		28.975	3	
4th		Toby Wilson	Carlisle Trampoline Club	<a href="#">Pass 1</a>	6.1	6.6	6.1	6.3	6.7		8.285		27.285	4	56.100
				<a href="#">Pass 2</a>	5.9	5.6	6.1	6.2	6.5	2.1	8.515		28.815	4	



# TRI – V–Start 11 – 12 Females

## Preliminary Results

Pos	Nationality	Name	Club	Routine	E1	E2	E3	E4	E5	Diff	ToF	Pen	Score	Rank	Total
1st		Caitlin Basterfield	Sandwell Flyers	<a href="#">Pass 1</a> <a href="#">Pass 2</a>	8.2	8.2	7.9	8.0	7.7		12.180		36.280	1	75.280
					7.9	7.6	8.0	8.3	8.0	3.0	12.100		39.000	1	
2nd		Molly Evans	Tolworth Gymnastics Club	<a href="#">Pass 1</a> <a href="#">Pass 2</a>	7.6	7.9	7.7	8.0	7.4		12.790		35.990	2	73.490
					7.3	6.9	7.4	7.6	6.8	2.9	13.000		37.500	2	
3rd		Olivia Kipling	Tolworth Gymnastics Club	<a href="#">Pass 1</a> <a href="#">Pass 2</a>	7.0	7.4	7.3	7.4	7.5		12.365		34.465	6	72.075
					7.4	7.0	7.4	7.9	7.6	3.0	12.210		37.610	3	
4th		Grace Hobbs	Ultimate Trampoline Club	<a href="#">Pass 1</a> <a href="#">Pass 2</a>	8.0	8.2	7.9	8.2	7.5		11.495		35.595	3	71.365
					7.2	7.1	7.2	7.4	6.7	3.0	11.270		35.770	4	
5th		Sophie Mallinson	Town Flyers Trampoline Club	<a href="#">Pass 1</a> <a href="#">Pass 2</a>	8.0	8.0	7.7	7.8	7.6		11.890		35.390	4	71.060
					7.5	7.5	7.5	7.7	7.7	1.6	11.370		35.670	5	
6th		Bethany Mcgowan	Edgbarrow Trampoline Club	<a href="#">Pass 1</a> <a href="#">Pass 2</a>	7.9	8.1	7.7	8.0	7.9		11.155		34.955	5	70.920
					7.3	7.3	7.4	7.4	7.2	3.0	10.965		35.965	6	
7th		Amelie Westbrook	Ls Gymnastics	<a href="#">Pass 1</a> <a href="#">Pass 2</a>	7.6	8.0	7.5	7.7	6.9		10.560		33.360	17	70.860
					7.8	7.5	7.8	8.3	7.7	3.0	11.200		37.500	7	
8th		Maya Guelbert	Edgbarrow Trampoline Club	<a href="#">Pass 1</a> <a href="#">Pass 2</a>	7.3	7.3	7.3	7.5	7.9		11.890		33.990	8	70.780
					7.4	7.1	7.6	7.6	7.5	3.0	11.290		36.790	8	
9th		Summer Wend	Urban School of Gymnastics	<a href="#">Pass 1</a> <a href="#">Pass 2</a>	7.2	7.7	7.6	7.9	8.2		10.840		34.040	7	70.755
					7.5	7.3	7.5	7.7	7.9	3.0	11.015		36.715	9	
10th		Luisa Bianco	Sandwell Flyers	<a href="#">Pass 1</a> <a href="#">Pass 2</a>	7.1	7.6	7.4	7.5	7.8		11.060		33.560	13	70.700
					7.5	7.2	7.5	8.0	7.9	3.0	11.240		37.140	10	
11th		Iris Lowton-Holland	Urban School of Gymnastics	<a href="#">Pass 1</a> <a href="#">Pass 2</a>	7.4	7.7	7.6	7.8	7.7		10.615		33.615	12	69.800
					7.5	7.3	7.5	7.9	7.3	3.0	10.885		36.185	11	
12th		Lily-Mae Eades	Sandwell Flyers	<a href="#">Pass 1</a> <a href="#">Pass 2</a>	7.2	7.7	7.4	7.6	7.6		10.725		33.325	18	69.645
					7.4	7.2	7.5	7.7	7.2	3.0	11.220		36.320	12	
13th		Hannah Welch	Fusion Gymnastics Wales	<a href="#">Pass 1</a> <a href="#">Pass 2</a>	7.9	8.0	7.7	7.9	8.0		11.130	1.0	33.930	9	69.295
					7.4	7.2	7.5	7.7	7.2	3.0	11.265	1.0	35.365	13	
14th		Grace Stuffins	Abbey High Fliers	<a href="#">Pass 1</a> <a href="#">Pass 2</a>	7.6	7.9	7.4	7.6	7.2		11.265		33.865	10	69.230
					7.5	7.1	7.6	7.8	7.1	1.9	11.265		35.365	14	
15th		Gabriela Watts	Edgbarrow Trampoline Club	<a href="#">Pass 1</a> <a href="#">Pass 2</a>	7.7	7.8	7.3	7.6	7.2		10.810		33.410	15	68.970
					7.7	7.6	7.6	8.0	7.4	1.9	10.760		35.560	15	
16th		Lois Drummond	Ultima TC	<a href="#">Pass 1</a> <a href="#">Pass 2</a>	7.3	7.6	7.5	7.7	7.0		10.975		33.375	16	68.920
					7.2	6.9	7.3	7.6	7.0	2.4	11.645		35.545	16	
17th		Eleanor Yabsley	Edgbarrow Trampoline Club	<a href="#">Pass 1</a> <a href="#">Pass 2</a>	7.3	7.6	7.2	7.5	7.6		11.065		33.465	14	68.270
					7.1	6.9	7.2	7.2	7.2	2.9	10.405		34.805	17	
18th		Isabella Plant	Skybound	<a href="#">Pass 1</a> <a href="#">Pass 2</a>	7.1	7.4	7.4	7.4	7.6		11.015		33.215	19	67.410
					6.9	6.5	6.9	7.3	6.8	3.0	10.595		34.195	18	
19th		Seren Stevens	Edgbarrow Trampoline Club	<a href="#">Pass 1</a> <a href="#">Pass 2</a>	6.8	6.8	6.8	6.9	7.2		11.590		32.090	24	66.325
					7.0	7.0	7.0	7.1	7.0	1.9	11.335		34.235	19	
20th		Chloe Frecklington	Lincoln Imps	<a href="#">Pass 1</a> <a href="#">Pass 2</a>	7.5	7.5	7.2	7.3	7.8		10.430		32.730	21	66.040
					6.7	6.7	6.8	6.8	6.8	3.0	10.010		33.310	20	


Pos	Nationality	Name	Club	Routine	E1	E2	E3	E4	E5	Diff	ToF	Pen	Score	Rank	Total
21st		Flora Blackburn	Edgbarrow Trampoline Club	<a href="#">Pass 1</a>	7.0	7.3	7.3	7.4	6.8		10.090		31.690	26	66.030
				<a href="#">Pass 2</a>	7.2	7.0	7.1	7.5	7.3	2.2	10.540		34.340	21	
22nd		Isla Saterlay	Abbey High Fliers	<a href="#">Pass 1</a>	7.6	7.7	7.5	7.6	7.2		10.425		33.125	20	65.945
				<a href="#">Pass 2</a>	7.0	6.9	7.1	7.1	7.0	1.9	9.820		32.820	22	
23rd		Scarlett Jenkins	Urban School of Gymnastics	<a href="#">Pass 1</a>	7.4	7.5	7.1	7.2	7.0		10.175		31.875	25	65.360
				<a href="#">Pass 2</a>	6.8	6.4	6.9	7.2	6.6	2.9	10.285		33.485	23	
24th		Mylene Broux	Tolworth Gymnastics Club	<a href="#">Pass 1</a>	6.9	7.3	6.9	7.2	7.0		11.000		32.100	23	65.110
				<a href="#">Pass 2</a>	6.6	6.3	6.7	7.0	6.7	2.4	10.610		33.010	24	
25th		Imani Jones	Harrogate Gymnastics Club	<a href="#">Pass 1</a>	7.7	7.7	7.2	7.5	7.2		11.465		33.865	10	65.070
				<a href="#">Pass 2</a>	6.9	6.8	6.8	7.3	7.1	1.9	8.505		31.205	25	
26th		Addison Williams	Urban School of Gymnastics	<a href="#">Pass 1</a>	7.7	7.7	7.2	7.4	6.6		9.940		32.240	22	64.710
				<a href="#">Pass 2</a>	6.7	6.4	6.9	7.0	6.6	2.1	10.170		32.470	26	
27th		Niamh Angel-Webb	Urban School of Gymnastics	<a href="#">Pass 1</a>	7.1	7.1	7.0	7.1	7.0		10.370		31.570	27	64.510
				<a href="#">Pass 2</a>	6.8	6.6	6.8	7.2	6.4	2.9	9.840		32.940	27	
28th		Molly Lunt	Dynamo Trampoline Academy	<a href="#">Pass 1</a>	6.7	6.8	6.7	6.9	6.9		10.180		30.580	31	63.715
				<a href="#">Pass 2</a>	6.7	6.6	6.8	6.8	6.6	2.9	10.135		33.135	28	
29th		Lily Brown	Ls Gymnastics	<a href="#">Pass 1</a>	6.5	6.9	6.9	7.0	6.7		10.280		30.780	29	63.595
				<a href="#">Pass 2</a>	6.9	6.7	6.9	7.2	6.7	2.2	10.115		32.815	29	
30th		Grace Freeland	Aspire Trampoline Academy	<a href="#">Pass 1</a>	6.5	6.9	6.5	6.9	6.8		10.385		30.585	30	63.300
				<a href="#">Pass 2</a>	6.5	6.1	6.6	6.9	6.8	2.5	10.315		32.715	30	
31st		Tiarna Frost	Ls Gymnastics	<a href="#">Pass 1</a>	7.0	7.0	6.7	6.8	5.8		9.405		29.905	32	62.980
				<a href="#">Pass 2</a>	6.8	6.7	6.7	7.0	6.0	3.0	9.875		33.075	31	
32nd		Chloe Beaumont	Town Flyers Trampoline Club	<a href="#">Pass 1</a>	7.3	7.4	6.9	7.1	5.5		9.580		30.880	28	62.730
				<a href="#">Pass 2</a>	6.9	6.6	6.9	7.2	5.7	2.0	9.450		31.850	32	
33rd		Lucy Allsopp	Heart of England Trampoline Club	<a href="#">Pass 1</a>	6.3	6.7	6.4	6.6	6.4		9.220		28.620	33	57.985
				<a href="#">Pass 2</a>	6.3	6.0	6.4	6.7	6.3	2.1	8.265		29.365	33	
34th		Sophie Callaghan	Heart of England Trampoline Club	<a href="#">Pass 1</a>	5.9	6.1	5.8	6.1	6.4		9.215		27.315	34	55.780
				<a href="#">Pass 2</a>	6.1	5.9	6.2	6.2	6.0	2.2	7.965		28.465	34	



# TRI – V–Start 11 – 12 Males

## Preliminary Results




Pos	Nationality	Name	Club	Routine	E1	E2	E3	E4	E5	Diff	ToF	Pen	Score	Rank	Total
1st		Freddie Davies	Heart of England Trampoline Club	<a href="#">Pass 1</a>	6.4	6.9	6.7	7.0	7.2		10.175		30.775	1	64.185
				<a href="#">Pass 2</a>	7.1	6.8	7.0	7.5	6.9	2.2	10.210		33.410	1	
2nd		Alexander Hunt	Dynamo Trampoline Academy	<a href="#">Pass 1</a>	5.9	6.4	6.4	6.6	6.5		9.980		29.280	2	60.485
				<a href="#">Pass 2</a>	6.7	6.4	6.7	7.1	5.9	2.5	8.905		31.205	2	
3rd		Cole Johnson	Dynamo Trampoline Academy	<a href="#">Pass 1</a>	6.0	6.3	6.0	6.3	5.7		10.240		28.540	3	59.050
				<a href="#">Pass 2</a>	6.0	5.8	6.1	6.1	6.1	2.1	10.210		30.510	3	



# TRI – V–Start 13 – 14 Females

## Preliminary Results

Pos	Nationality	Name	Club	Routine	E1	E2	E3	E4	E5	Diff	ToF	Pen	Score	Rank	Total
1st		Willow Gill	Abbey High Fliers	<a href="#">Pass 1</a> <a href="#">Pass 2</a>	8.0 7.7	8.1 7.4	8.0 7.9	8.2 8.0	8.6 8.4		12.110 12.155		36.410 38.155	1 1	74.565
2nd		Eloise Hackett	Edgbarrow Trampoline Club	<a href="#">Pass 1</a> <a href="#">Pass 2</a>	7.9 7.6	8.1 7.4	7.8 7.5	8.1 8.0	8.4 8.0		11.895 12.360		35.995 38.460	4 2	74.455
3rd		Emily Rooke	Edgbarrow Trampoline Club	<a href="#">Pass 1</a> <a href="#">Pass 2</a>	7.8 7.4	8.1 7.2	7.8 7.6	8.1 7.6	8.4 7.8		12.270 12.200		36.270 37.200	2 3	73.470
4th		Jess Morris	Edgbarrow Trampoline Club	<a href="#">Pass 1</a> <a href="#">Pass 2</a>	7.9 7.6	8.2 7.6	8.0 7.6	8.1 7.6	9.0 8.6		11.970 10.995		36.270 36.695	2 4	72.965
5th		Eva Mansell	Sandwell Flyers	<a href="#">Pass 1</a> <a href="#">Pass 2</a>	7.9 7.7	7.9 7.5	7.6 7.7	7.8 8.1	7.9 8.3		11.040 11.660		34.640 38.160	8 5	72.800
6th		Lily Black	Aspire Trampoline Academy	<a href="#">Pass 1</a> <a href="#">Pass 2</a>	8.0 7.6	7.8 7.3	8.1 7.6	8.1 8.0	7.7 8.2		10.290 11.865		34.190 38.065	9 6	72.255
7th		Emma Griggs	Edgbarrow Trampoline Club	<a href="#">Pass 1</a> <a href="#">Pass 2</a>	8.2 7.6	8.2 7.4	7.7 7.6	7.9 7.8	7.8 7.4		10.790 11.445		34.690 37.045	7 7	71.735
8th		Josie Sivyer	Skybound	<a href="#">Pass 1</a> <a href="#">Pass 2</a>	7.6 7.3	7.9 7.0	7.8 7.3	8.0 7.6	7.9 6.7		11.805 11.035		35.405 35.635	5 8	71.040
9th		Jessica Lawless	Urban School of Gymnastics	<a href="#">Pass 1</a> <a href="#">Pass 2</a>	7.5 7.4	7.7 7.4	7.5 7.5	7.7 7.5	6.9 6.7		11.325 11.445		34.025 36.745	10 9	70.770
10th		Philippa King	Abbey High Fliers	<a href="#">Pass 1</a> <a href="#">Pass 2</a>	8.0 7.8	8.2 7.7	8.0 7.7	8.3 8.2	7.8 7.6		10.770 10.595		34.970 35.795	6 10	70.765
11th		Taylor Spittle	Ultimate Trampoline Club	<a href="#">Pass 1</a> <a href="#">Pass 2</a>	7.6 7.4	8.0 7.1	7.6 7.4	7.8 7.7	7.6 7.2		10.775 10.505		33.775 34.405	11 11	68.180
12th		Amelie Huband	Heart of England Trampoline Club	<a href="#">Pass 1</a> <a href="#">Pass 2</a>	6.8 6.9	7.3 6.7	7.1 7.0	7.4 7.0	7.4 7.2		11.700 11.340		33.500 34.540	12 12	68.040
13th		Evelyn Wake	Lincoln Imps	<a href="#">Pass 1</a> <a href="#">Pass 2</a>	7.1 7.1	7.6 7.1	7.5 7.1	7.7 7.2	8.0 7.4		10.580 10.300		33.380 34.600	13 13	67.980
14th		Niamh Afia	Fusion Gymnastics Wales	<a href="#">Pass 1</a> <a href="#">Pass 2</a>	7.6 7.2	7.9 6.9	7.7 7.3	7.9 7.6	7.8 7.0		10.820 10.070	1.0 1.0	33.220 33.570	14 14	66.790
15th		Tess Dennis	Heart of England Trampoline Club	<a href="#">Pass 1</a> <a href="#">Pass 2</a>	6.7 6.8	7.1 6.5	7.1 6.9	7.3 7.0	6.7 6.7		11.475 11.550		32.375 34.250	15 15	66.625
16th		Elle-May Wright	Heart of England Trampoline Club	<a href="#">Pass 1</a> <a href="#">Pass 2</a>	6.3 6.7	6.8 6.5	6.7 6.8	6.8 6.9	7.1 7.0		11.420 11.380		31.720 33.980	16 16	65.700
17th		Imogen Robinson	Edgbarrow Trampoline Club	<a href="#">Pass 1</a> <a href="#">Pass 2</a>	6.4 7.1	6.9 6.9	6.7 7.0	6.9 7.5	6.9 7.3		10.940 10.905		31.440 34.205	17 17	65.645
18th		Ava Forster-Green	Heart of England Trampoline Club	<a href="#">Pass 1</a> <a href="#">Pass 2</a>	7.0 6.5	7.0 6.5	6.7 6.5	6.8 6.7	6.1 6.7		10.785 10.620		31.285 32.420	18 18	63.705
19th		Amelia Tonks	Heart of England Trampoline Club	<a href="#">Pass 1</a> <a href="#">Pass 2</a>	6.4 6.6	6.9 6.3	6.8 6.8	7.1 6.8	6.8 7.5		10.290 10.360		30.790 32.660	21 19	63.450
20th		Grace Johnson	Heart of England Trampoline Club	<a href="#">Pass 1</a> <a href="#">Pass 2</a>	6.9 6.5	7.0 6.2	6.7 6.7	6.8 6.7	6.3 6.2		10.710 10.465		31.110 32.165	19 20	63.275


Pos	Nationality	Name	Club	Routine	E1	E2	E3	E4	E5	Diff	ToF	Pen	Score	Rank	Total
21st		Imogen Pinney	Ls Gymnastics	<a href="#">Pass 1</a>	6.8	7.2	6.9	7.2	6.2		10.190		31.090	20	63.240
				<a href="#">Pass 2</a>	6.9	6.5	7.0	7.3	6.4	2.1	9.650		32.150	21	
22nd		Clara Lopes	West Wight Trampoline Club	<a href="#">Pass 1</a>	6.3	6.8	6.8	7.0	7.0		10.050		30.650	22	63.065
				<a href="#">Pass 2</a>	6.8	6.3	6.8	7.3	7.0	1.8	10.015		32.415	22	
23rd		Raffaella Vecchi Igoe	Edgbarrow Trampoline Club	<a href="#">Pass 1</a>	6.8	7.0	6.9	7.1	6.7		9.825		30.525	23	62.800
				<a href="#">Pass 2</a>	6.8	6.4	6.8	7.3	6.8	2.0	9.875		32.275	23	



# TRI – V–Start 13 – 14 Males

## Preliminary Results


Pos	Nationality	Name	Club	Routine	E1	E2	E3	E4	E5	Diff	ToF	Pen	Score	Rank	Total
1st		Callum Clarke	Ultimate Trampoline Club	<a href="#">Pass 1</a>	7.4	7.5	7.2	7.4	7.1		10.295		32.295	1	66.640
				<a href="#">Pass 2</a>	7.1	6.9	7.1	7.4	6.9	3.0	10.245		34.345	1	
2nd		Noah Brown	Singapore Trampoline Academy	<a href="#">Pass 1</a>	6.2	6.6	6.1	6.5	6.3		11.285		30.285	2	64.215
				<a href="#">Pass 2</a>	7.0	6.8	7.0	7.4	6.6	2.0	11.130		33.930	2	
3rd		Archie Hughes	Dynamo Trampoline Academy	<a href="#">Pass 1</a>	5.9	6.0	5.9	6.1	5.7		10.610		28.410	3	61.400
				<a href="#">Pass 2</a>	6.4	6.2	6.4	6.6	5.4	3.0	10.990		32.990	3	



# TRI – V–Start 15 – 16 Females



## Preliminary Results


Pos	Nationality	Name	Club	Routine	E1	E2	E3	E4	E5	Diff	ToF	Pen	Score	Rank	Total
1st		Alice Bruun	Edgbarrow Trampoline Club	<a href="#">Pass 1</a> <a href="#">Pass 2</a>	8.2	8.4	8.3	8.4	9.2		13.590		38.690	1	80.440
					8.1	8.1	8.1	8.7	9.0	3.0	13.850		41.750	1	
2nd		Emma Kendall	Edgbarrow Trampoline Club	<a href="#">Pass 1</a> <a href="#">Pass 2</a>	7.2	7.5	7.4	7.7	7.6		11.430		33.930	2	71.180
					7.7	7.6	7.7	7.9	8.0	2.0	11.950		37.250	2	
3rd		Yi Fan Wu (claire) Yi Fan	Singapore Trampoline Academy	<a href="#">Pass 1</a> <a href="#">Pass 2</a>	7.5	7.5	7.4	7.6	7.1		11.390		33.790	3	68.660
					7.1	6.9	7.2	7.2	7.1	2.2	11.270		34.870	3	
4th		Olivia Stier	Town Flyers Trampoline Club	<a href="#">Pass 1</a> <a href="#">Pass 2</a>	7.4	7.7	7.2	7.6	6.9		11.255		33.455	4	68.380
					6.9	6.7	7.0	7.0	7.2	2.0	12.025		34.925	4	
5th		Sadie Norris	Aire Trampoline Club	<a href="#">Pass 1</a> <a href="#">Pass 2</a>	6.9	7.2	7.1	7.3	7.6		10.640		32.240	6	66.960
					7.3	7.3	7.3	7.4	7.8	2.2	10.520		34.720	5	
6th		Kyra Liddington	Fusion Gymnastics Wales	<a href="#">Pass 1</a> <a href="#">Pass 2</a>	7.7	7.9	7.5	7.8	7.3		10.620	1.0	32.620	5	65.525
					6.9	6.9	6.9	6.9	6.9	3.0	10.205	1.0	32.905	6	
7th		Emily Campbell Lambert	Skybound	<a href="#">Pass 1</a> <a href="#">Pass 2</a>	6.6	7.0	6.6	6.9	7.1		10.770		31.270	7	64.575
					6.7	6.7	6.7	6.8	7.0	2.0	11.105		33.305	7	
8th		Rebecca Sage	Skybound	<a href="#">Pass 1</a> <a href="#">Pass 2</a>	7.0	7.2	6.7	7.0	7.0		10.265		31.265	8	63.610
					6.6	6.3	6.8	6.8	7.1	2.1	10.045		32.345	8	
9th		Lois Prodger	Skybound	<a href="#">Pass 1</a> <a href="#">Pass 2</a>	6.6	6.6	6.5	6.6	6.8		10.165		29.965	9	62.215
					6.5	6.1	6.6	6.9	7.3	2.0	10.250		32.250	9	
10th		Millie Barker	Ultimate Trampoline Club	<a href="#">Pass 1</a> <a href="#">Pass 2</a>	6.0	6.4	6.4	6.7	6.2		9.705		28.705	10	59.655
					6.5	6.2	6.5	6.9	6.2	1.9	9.850		30.950	10	



# TRI – V–Start 15 – 16 Males

## Preliminary Results


Pos	Nationality	Name	Club	Routine	E1	E2	E3	E4	E5	Diff	ToF	Pen	Score	Rank	Total
1st		Ben Watson	London Trampoline Academy	<a href="#">Pass 1</a>	7.1	7.6	7.2	7.5	7.2		10.995		32.895	2	68.490
				<a href="#">Pass 2</a>	7.4	7.3	7.3	7.7	7.7	2.1	11.095		35.595	1	
2nd		Alfie Rosam-Lee	Abbey High Fliers	<a href="#">Pass 1</a>	7.5	7.6	7.2	7.4	7.4		11.540		33.840	1	68.380
				<a href="#">Pass 2</a>	7.0	6.9	7.1	7.1	7.3	1.9	11.440		34.540	2	



# TRI – V–Start 17+ Females


## Preliminary Results

Pos	Nationality	Name	Club	Routine	E1	E2	E3	E4	E5	Diff	ToF	Pen	Score	Rank	Total
1st		Madeline Waldock	Abbey High Fliers	<a href="#">Pass 1</a>	7.6	8.1	8.0	8.3	8.4		12.590		36.990	1	75.470
				<a href="#">Pass 2</a>	7.9	7.8	8.0	8.0	8.3	2.0	12.580		38.480	1	
2nd		Siying Pek	Singapore Trampoline Academy	<a href="#">Pass 1</a>	7.8	8.3	7.8	8.1	8.6		12.185	1.0	35.385	2	73.590
				<a href="#">Pass 2</a>	7.9	7.5	7.9	8.4	8.4	2.9	12.105	1.0	38.205	2	
3rd		Lucy Wodroff	Ultima TC	<a href="#">Pass 1</a>	7.0	7.1	6.8	7.0	7.3		12.020		33.120	3	69.030
				<a href="#">Pass 2</a>	6.9	6.6	7.1	7.2	7.2	2.4	12.310		35.910	3	
4th		Isabelle Prodger	Skybound	<a href="#">Pass 1</a>	6.9	7.3	6.8	7.1	6.5		9.145		29.945	4	60.910
				<a href="#">Pass 2</a>	6.7	6.3	6.7	7.1	5.9	2.4	8.865		30.965	4	



# TRI – V–Start 17+ Males

## Preliminary Results


Pos	Nationality	Name	Club	Routine	E1	E2	E3	E4	E5	Diff	ToF	Pen	Score	Rank	Total
1st		Mark Burtenshaw	London Trampoline Academy	<a href="#">Pass 1</a>	7.8	7.8	7.4	7.5	7.7		10.935		33.935	1	69.375
				<a href="#">Pass 2</a>	7.4	7.1	7.3	7.8	7.4	2.5	10.840		35.440	1	



# TRS – V–Synch – 9 – 12

## Preliminary Results


Pos	Nationality	Name	Club	Routine	E1	E2	E3	E4	Diff	SYN	Pen	Score	Total
1st		Belle Holliday/Kira Holliday	Carlisle Trampoline Club	<a href="#">Pass 1</a> <a href="#">Pass 2</a>						7.0	8.7	38.900	38.900



# TRS – V–Synch – 13 – 16


## Preliminary Results

Pos	Nationality	Name	Club	Routine	E1	E2	E3	E4	Diff	SYN	Pen	Score	Total
1st		Jemma Salkeld/Emily Trotter	Carlisle Trampoline Club	<a href="#">Pass 1</a> <a href="#">Pass 2</a>	7.2	7.2	6.5	7.0	7.8	9.0		40.000	40.000
2nd		Chloe Annett/Madeline Cousins	Tolworth Gymnastics Club	<a href="#">Pass 1</a> <a href="#">Pass 2</a>	7.6	7.6	7.4	7.5	6.4	9.2		39.900	39.900
3rd		Chloe Shaw/Sara Shaw	Singapore Trampoline Academy	<a href="#">Pass 1</a> <a href="#">Pass 2</a>	7.2	7.0	6.6	7.0	5.9	8.7		38.500	38.500
4th		Melanie Edgell/Lia Sardelis	Skyriders Trampoline Place	<a href="#">Pass 1</a> <a href="#">Pass 2</a>	7.0	6.9	6.6	6.8	5.9	8.2		36.000	36.000



# TRS – V–Synch – 17+

## Preliminary Results

Pos	Nationality	Name	Club	Routine	E1	E2	E3	E4	Diff	SYN	Pen	Score	Total
1st		Roshni James/Kasha Noga-bard	Skyriders Trampoline Place	<a href="#">Pass 1</a> <a href="#">Pass 2</a>					10.4	7.9	1.0	39.600	39.600
2nd		Ruth Schofield/Chloe Spinks	Lincoln Imps	<a href="#">Pass 1</a> <a href="#">Pass 2</a>	7.4	7.3	6.9	7.1	5.8	8.5		38.700	38.700
3rd		Rachel Betts/Beth Mc Robbie	Lincoln Imps	<a href="#">Pass 1</a> <a href="#">Pass 2</a>	7.3	7.2	7.0	7.1	5.8	8.5		37.100	37.100



# DMT – V–Base 9 – 12 Females


## Preliminary Results


Pos	Nationality	Name	Club	Routine	E1	E2	E3	E4	E5	Diff	Pen	Score	Total
1st		Lucy Pook	Alchemy Trampoline and D.M.T Club	<a href="#">Pass 1</a> <a href="#">Pass 2</a>	9.6	9.7	9.1	9.2	9.5	2.7		31.00 31.60	62.60
2nd		Maddy Philbrook	Sandwell Flyers	<a href="#">Pass 1</a> <a href="#">Pass 2</a>	9.6	9.7	9.3	9.3	9.7	1.3		29.90 29.50	59.40
3rd		Caitlin Basterfield	Sandwell Flyers	<a href="#">Pass 1</a> <a href="#">Pass 2</a>	9.4	9.5	8.9	9.0	9.2	1.2		28.80 28.50	57.30
4th		Molly Lunt	Dynamo Trampoline Academy	<a href="#">Pass 1</a> <a href="#">Pass 2</a>	9.2	9.3	8.7	8.7	9.2	1.1		28.20 27.90	56.10
5th		Lyla Robinson	Dynamo Trampoline Academy	<a href="#">Pass 1</a> <a href="#">Pass 2</a>	8.9	8.9	8.9	8.9	9.0	1.0		27.70 28.10	55.80



# DMT – V–Base 9 – 12 Males



## Preliminary Results


Pos	Nationality	Name	Club	Routine	E1	E2	E3	E4	E5	Diff	Pen	Score	Total
1st		Cole Johnson	Dynamo Trampoline Academy	<a href="#">Pass 1</a>	9.1	9.1	8.8	8.8	9.0	1.0		27.90	54.70
				<a href="#">Pass 2</a>	8.8	8.9	8.8	8.8	9.0	1.2	0.9	26.80	



# DMT – V–Base 13 – 16 Females

## Preliminary Results


Pos	Nationality	Name	Club	Routine	E1	E2	E3	E4	E5	Diff	Pen	Score	Total
1st		Evie Sharper	Alchemy Trampoline and D.M.T Club	<a href="#">Pass 1</a> <a href="#">Pass 2</a>	9.5 9.6	9.6 9.6	9.3 9.3	9.3 9.5	9.7 9.7	1.7 1.3		30.10 30.00	60.10
2nd		Skye Metcalfe	Harrogate Gymnastics Club	<a href="#">Pass 1</a> <a href="#">Pass 2</a>	9.5 9.5	9.6 9.4	8.9 9.2	8.9 9.3	9.3 9.4	2.7 1.3		30.40 29.40	59.80
3rd		Molly Pook	Alchemy Trampoline and D.M.T Club	<a href="#">Pass 1</a> <a href="#">Pass 2</a>	9.4 9.6	9.5 9.5	8.9 9.2	9.0 9.4	9.2 9.5	1.7 1.6		29.30 30.00	59.30
4th		Lily Henderson	Harrogate Gymnastics Club	<a href="#">Pass 1</a> <a href="#">Pass 2</a>	9.5 9.3	9.5 9.2	9.1 8.9	9.1 9.1	9.5 9.2	1.3 1.4		29.40 28.90	58.30



# DMT – V–Base 13 – 16 Males


## Preliminary Results


Pos	Nationality	Name	Club	Routine	E1	E2	E3	E4	E5	Diff	Pen	Score	Total
1st		Oliver Atkin	Sandwell Flyers	<a href="#">Pass 1</a>	9.6	9.7	9.2	9.2	9.6	1.3		29.70	58.80
				<a href="#">Pass 2</a>	9.3	9.3	9.3	9.3	9.3	1.2		29.10	
2nd		Archie Hughes	Dynamo Trampoline Academy	<a href="#">Pass 1</a>	9.2	9.2	8.8	8.8	9.4	1.0		28.20	56.60
				<a href="#">Pass 2</a>	9.1	9.1	8.9	9.0	9.2	1.2		28.40	



# DMT – V–Base 17+ Females



## Preliminary Results


Pos	Nationality	Name	Club	Routine	E1	E2	E3	E4	E5	Diff	Pen	Score	Total
1st		Lauren Johnson	Dynamo Trampoline Academy	<a href="#">Pass 1</a>	9.3	9.3	9.2	9.2	9.3	1.8		29.60	59.20
				<a href="#">Pass 2</a>	9.4	9.5	9.5	9.3	9.4	1.3		29.60	



# DMT – V–Club 9 – 12 Females


## Preliminary Results

Pos	Nationality	Name	Club	Routine	E1	E2	E3	E4	E5	Diff	Pen	Score	Total
1st		Paige Russell	JUMP GC	<a href="#">Pass 1</a>	9.4	9.5	9.0	9.0	9.4	3.1		30.90	60.90
				<a href="#">Pass 2</a>	9.2	9.1	8.7	9.0	9.3	2.7	30.00		
2nd		Mia Horton	Sandwell Flyers	<a href="#">Pass 1</a>	9.3	9.4	8.9	8.9	9.3	2.7		30.20	60.30
				<a href="#">Pass 2</a>	9.2	9.1	8.8	9.0	9.1	2.9	30.10		



# DMT – V–Club 9 – 12 Males

## Preliminary Results


Pos	Nationality	Name	Club	Routine	E1	E2	E3	E4	E5	Diff	Pen	Score	Total
1st		Aydin Ali	Sandwell Flyers	<a href="#">Pass 1</a>	9.3	9.4	9.2	9.3	9.3	1.6		29.50	59.90
				<a href="#">Pass 2</a>	9.2	9.3	9.1	9.2	9.4	2.7		30.40	



# DMT – V–Club 13 – 16 Females


## Preliminary Results


Pos	Nationality	Name	Club	Routine	E1	E2	E3	E4	E5	Diff	Pen	Score	Total
1st		Jada Porter	Sandwell Flyers	<a href="#">Pass 1</a> <a href="#">Pass 2</a>	9.5	9.6	9.2	9.3	9.3	2.7		30.80	62.60
					9.6	9.5	9.2	9.4	9.6	3.3		31.80	
2nd		Holly Blackwell	Heart of England Trampoline Club	<a href="#">Pass 1</a> <a href="#">Pass 2</a>	9.4	9.5	9.0	9.0	9.2	2.9		30.50	59.80
					9.5	9.5	9.2	9.4	9.6	1.8	0.9	29.30	
3rd		Martha Whitehouse	Sandwell Flyers	<a href="#">Pass 1</a> <a href="#">Pass 2</a>	9.2	9.2	8.8	8.8	9.2	2.7		29.90	59.10
					9.4	9.3	9.1	9.3	9.4	2.1	0.9	29.20	



# DMT – V–Club 17+ Males


## Preliminary Results


Pos	Nationality	Name	Club	Routine	E1	E2	E3	E4	E5	Diff	Pen	Score	Total
1st		Adam Mackin	Dynamo Trampoline Academy	<a href="#">Pass 1</a>	9.5	9.5	9.3	9.3	9.6	1.8	0.9	29.20	59.70
				<a href="#">Pass 2</a>	9.3	9.3	9.1	9.2	9.3	2.7		30.50	



# DMT – V–Elite 9 – 12 Females

## Preliminary Results


Pos	Nationality	Name	Club	Routine	E1	E2	E3	E4	E5	Diff	Pen	Score	Total
1st		Arabel Pedoson	Biomechanics Group SC	<a href="#">Pass 1</a>	9.3	9.3	9.1	9.1	9.3	3.0		30.70	61.30
				<a href="#">Pass 2</a>	9.4	9.3	9.0	9.2	9.4	2.7		30.60	



# DMT – V–Elite 9– 12 Males

## Preliminary Results

Pos	Nationality	Name	Club	Routine	E1	E2	E3	E4	E5	Diff	Pen	Score	Total
1st		Alfie Lynch	Heart of England Trampoline Club	<a href="#">Pass 1</a>	9.2	9.3	9.0	9.1	9.2	3.2	0.9	29.80	60.20
				<a href="#">Pass 2</a>	9.2	9.0	8.7	9.0	9.1	3.3		30.40	



# DMT – V–Elite 13 – 16 Males

## Preliminary Results


Pos	Nationality	Name	Club	Routine	E1	E2	E3	E4	E5	Diff	Pen	Score	Total
1st		Ethan Cunningham	JUMP GC	<a href="#">Pass 1</a>	9.5	9.5	9.1	9.1	9.5	6.9	0.3	34.70	69.90
				<a href="#">Pass 2</a>	9.3	9.2	9.1	9.2	9.2	7.6	35.20		
2nd		Rhyse Oliveri	Heart of England Trampoline Club	<a href="#">Pass 1</a>	9.2	9.2	8.7	8.7	9.1	6.0	0.3	32.70	65.60
				<a href="#">Pass 2</a>	9.1	9.1	8.9	9.0	9.2	6.0	0.3	32.90	




# DMT – V–Open Mens

Proudly presented by Rebound Products

Preliminary Results

Pos	Nationality	Name	Club	Routine	E1	E2	E3	E4	E5	Diff	Pen	Score	Total
1st		Ethan Cunningham	JUMP GC	<a href="#">Pass 1</a>	9.4	9.4	9.2	9.2	9.5	6.9		34.90	71.00
				<a href="#">Pass 2</a>	9.3	9.2	8.8	9.2	9.5	8.4		36.10	






# TUM – V–Base 9 – 12 Females


## Preliminary Results


Pos	Nationality	Name	Club	Routine	E1	E2	E3	E4	E5	Diff	Pen	Score	Total
1st		Luisa Bianco	Sandwell Flyers	<a href="#">Pass 1</a> <a href="#">Pass 2</a>	8.6	9.1	8.8	9.2	8.8	1.2		27.90	55.40
					8.7	8.5	8.7	9.0	8.8	1.3		27.50	
2nd		Lily-Mae Eades	Sandwell Flyers	<a href="#">Pass 1</a> <a href="#">Pass 2</a>	8.9	8.9	8.8	9.2	8.8	1.2		27.80	54.60
					8.5	8.0	8.5	9.0	8.5	1.3		26.80	
3rd		Madison Mander	Sandwell Flyers	<a href="#">Pass 1</a> <a href="#">Pass 2</a>	8.0	8.3	8.1	8.4	7.8	1.2		25.60	51.90
					8.3	8.2	8.3	8.6	8.4	1.3		26.30	
4th		Renaya Kelly-Golding	Sandwell Flyers	<a href="#">Pass 1</a> <a href="#">Pass 2</a>	7.3	7.8	7.8	7.9	7.7	1.3		24.60	50.80
					8.3	8.3	8.3	8.3	8.3	1.3		26.20	
5th		Tarjae Paisley	Sandwell Flyers	<a href="#">Pass 1</a> <a href="#">Pass 2</a>	7.8	8.2	8.2	8.4	8.2	1.2		25.80	48.80
					7.3	7.3	7.3	7.3	7.3	1.3	0.2	23.00	



# TUM – V–Base 9 – 12 Males


## Preliminary Results


Pos	Nationality	Name	Club	Routine	E1	E2	E3	E4	E5	Diff	Pen	Score	Total
1st		Akaiah Kelly-Grossett	Sandwell Flyers	<a href="#">Pass 1</a>	7.3	7.7	7.2	7.5	7.1	1.2		23.20	47.40
				<a href="#">Pass 2</a>	7.6	7.2	7.7	7.9	7.6	1.3		24.20	



# TUM – V–Base 13 – 16 Females



## Preliminary Results

Pos	Nationality	Name	Club	Routine	E1	E2	E3	E4	E5	Diff	Pen	Score	Total
1st		Kya Wilkes	Sandwell Flyers	<a href="#">Pass 1</a>	8.2	8.7	8.4	8.5	8.2	1.2		26.30	53.50
				<a href="#">Pass 2</a>	8.6	8.6	8.6	8.7	8.7	1.3		27.20	



# TUM – V–Club 9 – 12 Males

## Preliminary Results


Pos	Nationality	Name	Club	Routine	E1	E2	E3	E4	E5	Diff	Pen	Score	Total
1st		Jett Mansell	Sandwell Flyers	<a href="#">Pass 1</a>	8.0	8.0	7.9	8.3	7.8	2.1		26.00	50.40
				<a href="#">Pass 2</a>	7.3	7.1	7.5	7.5	7.4	2.2		24.40	
2nd		Isaac Nelson	Sandwell Flyers	<a href="#">Pass 1</a>	7.9	8.3	8.0	8.2	7.6	1.6		25.70	49.50
				<a href="#">Pass 2</a>	7.2	7.1	7.3	7.4	7.3	2.0		23.80	



# TUM – V–Club 13 – 16 Females

## Preliminary Results


Pos	Nationality	Name	Club	Routine	E1	E2	E3	E4	E5	Diff	Pen	Score	Total
1st		Isobel Jones	Sandwell Flyers	<a href="#">Pass 1</a>	8.7	8.9	8.9	9.3	8.9	2.1		28.80	56.50
				<a href="#">Pass 2</a>	8.3	8.0	8.5	8.6	8.4	2.5	27.70		
2nd		Eva Mansell	Sandwell Flyers	<a href="#">Pass 1</a>	9.0	9.0	8.6	9.1	8.1	2.1		28.70	56.40
				<a href="#">Pass 2</a>	8.5	8.4	8.4	8.8	8.6	2.2	27.70		
3rd		Lucy Nelson	Sandwell Flyers	<a href="#">Pass 1</a>	9.1	9.1	8.7	8.8	8.6	2.1		28.70	53.80
				<a href="#">Pass 2</a>	7.5	7.4	7.5	7.7	7.6	2.5	25.10		



# TUM – V–Club 17+ Females



## Preliminary Results

Pos	Nationality	Name	Club	Routine	E1	E2	E3	E4	E5	Diff	Pen	Score	Total
1st		Miriam Fuller	Renmore Gymnastics Club	<a href="#">Pass 1</a> <a href="#">Pass 2</a>	8.8 9.0	9.2 8.7	8.8 9.2	9.3 9.2	8.6 9.1	3.2 2.4		30.00 29.70	59.70
2nd		Emma Harmison	Sandwell Flyers	<a href="#">Pass 1</a> <a href="#">Pass 2</a>	8.7 9.1	8.7 8.6	8.7 9.1	9.2 9.6	8.6 9.1	2.1 2.3		28.20 29.60	57.80
3rd		Freya Thornton	Sandwell Flyers	<a href="#">Pass 1</a> <a href="#">Pass 2</a>	8.7 8.3	8.9 7.9	8.8 8.3	9.2 8.7	8.3 8.3	2.1 2.3		28.50 27.20	55.70



# TUM – V–Elite 13 – 16 Females


## Preliminary Results


Pos	Nationality	Name	Club	Routine	E1	E2	E3	E4	E5	Diff	Pen	Score	Total
1st		Zara Horan	Renmore Gymnastics Club	<a href="#">Pass 1</a>	8.9	9.0	8.8	9.1	8.5	3.3		30.00	58.60
				<a href="#">Pass 2</a>	8.3	8.0	8.4	8.6	8.4	3.5	28.60		
2nd		Skye-Rose Hamilton	Sandwell Flyers	<a href="#">Pass 1</a>	7.9	8.4	8.4	8.8	8.1	3.2		28.10	57.20
				<a href="#">Pass 2</a>	8.6	8.5	8.5	8.8	8.6	3.4	29.10		



# TUM – V–Elite 13 – 16 Males


## Preliminary Results


Pos	Nationality	Name	Club	Routine	E1	E2	E3	E4	E5	Diff	Pen	Score	Total
1st		Harvey Kinsell	Sandwell Flyers	<a href="#">Pass 1</a>	8.2	8.4	8.4	8.7	8.2	3.9		28.90	58.00
				<a href="#">Pass 2</a>	8.3	8.0	8.4	8.5	8.3	4.1		29.10	



# TUM – V–Elite 17+ Females



## Preliminary Results

Pos	Nationality	Name	Club	Routine	E1	E2	E3	E4	E5	Diff	Pen	Score	Total
1st		Lillian Kavanagh	Renmore Gymnastics Club	<a href="#">Pass 1</a>	8.8	9.1	8.9	9.3	8.4	3.6		30.40	59.10
				<a href="#">Pass 2</a>	8.4	8.2	8.5	8.5	8.4	3.4		28.70	



# TUM – V–Elite 17+ Males

## Preliminary Results

Pos	Nationality	Name	Club	Routine	E1	E2	E3	E4	E5	Diff	Pen	Score	Total
1st		Cian Hayes	Renmore Gymnastics Club	<a href="#">Pass 1</a>	8.9	8.9	8.4	8.9	8.2	5.9		32.10	63.80
				<a href="#">Pass 2</a>	8.4	8.0	8.4	8.8	8.4	6.5	31.70		
2nd		Hugo Kinahan	Renmore Gymnastics Club	<a href="#">Pass 1</a>	8.0	8.2	8.2	8.4	7.8	7.3		31.70	62.50
				<a href="#">Pass 2</a>	7.8	7.5	8.0	8.1	7.9	7.1	30.80		

Group	Pos	Name	Club	E1	E2	E3	E4	E5	ToF	Diff	Pen	Set	E1	E2	E3	E4	E5	ToF	Diff	Pen	Vol	Prelim	Pass 1	Pass 2	
TRI - V-Base 9 - 10 Females	1st	Kylah Miller	Carlisle Trampoline Club	7.9	8.0	7.6	8.2	7.6	11.400			<b>34.900</b>	7.4	7.6	7.2	7.2	7.6	11.700	4.7			<b>38.600</b>	<b>73.500</b>	<a href="#">Pass 1</a>	<a href="#">Pass 2</a>
TRI - V-Base 9 - 10 Females	2nd	Naomi Kyle	Ls Gymnastics	7.4	7.6	7.2	7.9	7.2	10.600			<b>32.800</b>	7.4	7.4	7.1	7.1	7.7	10.685	4.1			<b>36.685</b>	<b>69.485</b>	<a href="#">Pass 1</a>	<a href="#">Pass 2</a>
TRI - V-Base 9 - 10 Males	1st	Caelan Haydon	Urban School of Gymnastics	7.7	8.1	7.6	8.2	7.4	11.075			<b>34.475</b>	7.3	7.3	7.1	7.1	7.5	10.200	6.1			<b>38.000</b>	<b>72.475</b>	<a href="#">Pass 1</a>	<a href="#">Pass 2</a>
TRI - V-Base 9 - 10 Males	2nd	Michael Sweeney	Carlisle Trampoline Club	7.6	7.8	7.2	8.0	7.5	10.900			<b>33.800</b>	7.0	7.4	6.7	6.7	7.3	10.605	6.0			<b>37.605</b>	<b>71.405</b>	<a href="#">Pass 1</a>	<a href="#">Pass 2</a>
TRI - V-Base 9 - 10 Males	3rd	Oliver Baskerville	Alchemy Trampoline and D.M.T Club	7.5	8.0	7.0	7.6	7.1	10.525			<b>32.725</b>	7.6	7.9	7.3	7.3	7.9	10.425	3.3			<b>36.525</b>	<b>69.250</b>	<a href="#">Pass 1</a>	<a href="#">Pass 2</a>
TRI - V-Base 9 - 10 Males	4th	Gabriel Lester O'keeffe	Heart of England Trampoline Club	6.7	6.8	6.2	7.2	6.6	10.015			<b>30.115</b>	6.7	7.0	6.5	6.5	6.9	9.625	4.7			<b>34.425</b>	<b>64.540</b>	<a href="#">Pass 1</a>	<a href="#">Pass 2</a>
TRI - V-Base 11 - 12 Females	1st	Claudia Lipinski	Edgbarrow Trampoline Club	8.7	9.2	8.8	8.8	8.4	14.370			<b>40.670</b>	8.4	8.4	8.3	8.2	8.6	14.440	5.6			<b>45.140</b>	<b>85.810</b>	<a href="#">Pass 1</a>	<a href="#">Pass 2</a>
TRI - V-Base 11 - 12 Females	2nd	Bea O'Brien	Edgbarrow Trampoline Club	9.1	9.4	9.2	9.2	8.9	13.845			<b>41.345</b>	8.2	8.4	8.2	8.1	8.3	13.645	5.8			<b>44.145</b>	<b>85.490</b>	<a href="#">Pass 1</a>	<a href="#">Pass 2</a>
TRI - V-Base 11 - 12 Females	3rd	Madison Guest	Edgbarrow Trampoline Club	8.4	8.6	8.9	8.7	8.2	14.500			<b>40.200</b>	8.2	8.5	8.1	7.9	8.5	14.235	5.4			<b>44.435</b>	<b>84.635</b>	<a href="#">Pass 1</a>	<a href="#">Pass 2</a>
TRI - V-Base 11 - 12 Females	4th	Maddy Philbrook	Sandwell Flyers	7.8	7.9	8.5	8.0	7.4	14.460			<b>38.160</b>	7.4	7.9	7.6	7.1	7.7	14.445	6.4			<b>43.545</b>	<b>81.705</b>	<a href="#">Pass 1</a>	<a href="#">Pass 2</a>
TRI - V-Base 11 - 12 Females	5th	Romy Gillard	Edgbarrow Trampoline Club	8.4	8.9	8.3	8.7	8.1	13.445			<b>38.845</b>	8.0	8.3	8.2	7.8	8.2	13.360	4.7			<b>42.460</b>	<b>81.305</b>	<a href="#">Pass 1</a>	<a href="#">Pass 2</a>
TRI - V-Base 11 - 12 Females	6th	Sofia Lorga Caeiro	Edgbarrow Trampoline Club	8.2	8.6	8.1	8.4	7.7	13.805			<b>38.505</b>	8.0	8.1	7.9	7.7	8.3	13.595	5.1			<b>42.695</b>	<b>81.200</b>	<a href="#">Pass 1</a>	<a href="#">Pass 2</a>
TRI - V-Base 11 - 12 Females	7th	Sky Andrew	Edgbarrow Trampoline Club	8.4	8.7	8.6	8.6	8.0	13.440			<b>39.040</b>	7.9	8.0	8.8	7.9	7.9	13.210	4.6			<b>41.610</b>	<b>80.650</b>	<a href="#">Pass 1</a>	<a href="#">Pass 2</a>
TRI - V-Base 11 - 12 Females	8th	Lucy Pook	Alchemy Trampoline and D.M.T Club	8.0	8.1	8.4	8.2	7.7	13.525			<b>37.825</b>	7.6	8.1	8.5	7.3	7.9	13.385	5.8			<b>42.785</b>	<b>80.610</b>	<a href="#">Pass 1</a>	<a href="#">Pass 2</a>
TRI - V-Base 11 - 12 Females	9th	Leia-Mai Hawthorne	Edgbarrow Trampoline Club	8.0	8.3	8.4	8.2	7.5	14.255			<b>38.755</b>	7.5	7.5	7.5	7.5	7.5	13.435	5.8			<b>41.735</b>	<b>80.490</b>	<a href="#">Pass 1</a>	<a href="#">Pass 2</a>
TRI - V-Base 11 - 12 Females	10th	Shannon Morley	Tolworth Gymnastics Club	7.8	8.0	7.9	8.1	7.6	14.350			<b>38.050</b>	7.5	7.5	7.9	7.3	7.7	13.735	5.3			<b>41.735</b>	<b>79.785</b>	<a href="#">Pass 1</a>	<a href="#">Pass 2</a>
TRI - V-Base 11 - 12 Females	11th	Alisa Astapova	Singapore Trampoline Academy	8.0	8.4	8.1	8.3	7.9	14.100			<b>38.500</b>	7.2	7.2	7.0	7.1	7.3	13.480	5.3			<b>40.280</b>	<b>78.780</b>	<a href="#">Pass 1</a>	<a href="#">Pass 2</a>
TRI - V-Base 11 - 12 Females	12th	Christy Waller	Tolworth Gymnastics Club	7.7	8.1	7.6	7.8	7.5	13.185			<b>36.285</b>	7.5	7.8	7.3	7.2	7.8	14.955	4.8			<b>42.355</b>	<b>78.640</b>	<a href="#">Pass 1</a>	<a href="#">Pass 2</a>
TRI - V-Base 11 - 12 Females	13th	Katie Bryan	Dimensions	7.3	7.4	7.1	7.4	7.1	13.085			<b>34.885</b>	7.4	7.6	7.7	7.1	7.7	13.440	4.2			<b>40.340</b>	<b>75.225</b>	<a href="#">Pass 1</a>	<a href="#">Pass 2</a>
TRI - V-Base 11 - 12 Females	14th	Bella Richardson	Carlisle Trampoline Club	7.5	7.7	7.3	7.6	7.2	12.895			<b>35.295</b>	7.3	7.6	7.0	7.0	7.6	12.115	5.2			<b>39.515</b>	<b>74.810</b>	<a href="#">Pass 1</a>	<a href="#">Pass 2</a>
TRI - V-Base 11 - 12 Females	15th	Jessica Hookway	Urban School of Gymnastics	7.1	7.5	7.5	7.4	6.8	13.095			<b>35.095</b>	7.0	7.0	6.9	6.8	7.2	12.345	5.6			<b>38.845</b>	<b>73.940</b>	<a href="#">Pass 1</a>	<a href="#">Pass 2</a>
TRI - V-Base 11 - 12 Females	16th	Billie Gresty	Ls Gymnastics	7.2	7.7	6.9	7.4	6.8	11.570			<b>33.070</b>	7.3	7.5	7.2	7.0	7.6	11.545	5.2			<b>38.445</b>	<b>71.515</b>	<a href="#">Pass 1</a>	<a href="#">Pass 2</a>
TRI - V-Base 11 - 12 Females	17th	Esme Keal	Town Flyers Trampoline Club	7.4	7.8	7.2	7.8	7.2	11.115			<b>33.515</b>	7.4	7.9	7.0	7.2	7.6	10.945	4.5			<b>37.645</b>	<b>71.160</b>	<a href="#">Pass 1</a>	<a href="#">Pass 2</a>
TRI - V-Base 11 - 12 Females	18th	Sophie Lee	Carlisle Trampoline Club	6.8	7.1	6.9	7.3	6.5	12.125			<b>32.925</b>	7.1	7.3	6.9	6.8	7.4	12.135	4.1			<b>37.535</b>	<b>70.460</b>	<a href="#">Pass 1</a>	<a href="#">Pass 2</a>
TRI - V-Base 11 - 12 Females	19th	Freya Deacon	Heart of England Trampoline Club	7.1	7.5	6.8	7.2	6.8	12.310			<b>33.410</b>	7.0	7.0	6.8	6.9	7.1	12.205	3.9			<b>37.005</b>	<b>70.415</b>	<a href="#">Pass 1</a>	<a href="#">Pass 2</a>
TRI - V-Base 11 - 12 Females	20th	Pheobe Chandler	Carlisle Trampoline Club	6.8	7.1	7.0	7.3	6.4	12.365			<b>33.265</b>	6.8	7.1	6.4	6.5	7.1	12.350	4.1			<b>36.850</b>	<b>70.115</b>	<a href="#">Pass 1</a>	<a href="#">Pass 2</a>
TRI - V-Base 11 - 12 Females	21st	Chloe Dennis	Twisters South Wales RTC	6.9	7.3	7.5	7.3	6.5	10.160			<b>31.660</b>	7.0	7.2	7.6	6.8	7.2	9.715	2.1	0.0		<b>33.215</b>	<b>64.875</b>	<a href="#">Pass 1</a>	<a href="#">Pass 2</a>
TRI - V-Base 11 - 12 Males	1st	Aydin Ali	Sandwell Flyers	7.9	8.4	7.2	8.2	7.5	12.555			<b>36.155</b>	7.4	7.7	7.4	7.1	7.7	12.480	6.5			<b>41.480</b>	<b>77.635</b>	<a href="#">Pass 1</a>	<a href="#">Pass 2</a>
TRI - V-Base 11 - 12 Males	2nd	Daniel Pellegrina	Town Flyers Trampoline Club	7.3	7.8	7.7	7.4	7.0	11.115			<b>33.515</b>	7.4	7.7	7.7	7.2	7.6	11.295	3.6			<b>37.595</b>	<b>71.110</b>	<a href="#">Pass 1</a>	<a href="#">Pass 2</a>
TRI - V-Base 11 - 12 Males	3rd	Xavier Lovell	Harrogate Gymnastics Club	7.6	7.8	7.7	7.8	7.2	10.950			<b>34.050</b>	7.4	7.7	7.7	7.0	7.8	9.855	4.2			<b>36.855</b>	<b>70.905</b>	<a href="#">Pass 1</a>	<a href="#">Pass 2</a>
TRI - V-Base 11 - 12 Males	4th	Kazushi Kousaka	Singapore Trampoline Academy	7.7	8.1	7.7	7.8	7.2	10.985			<b>34.185</b>	7.0	7.0	7.0	6.7	7.3	10.920	4.4			<b>36.320</b>	<b>70.505</b>	<a href="#">Pass 1</a>	<a href="#">Pass 2</a>
TRI - V-Base 13 - 14 Females	1st	Katie Hammond	Edgbarrow Trampoline Club	8.4	8.7	8.5	8.8	8.1	15.745			<b>41.345</b>	8.5	9.0	8.2	8.1	8.9	15.550	4.6			<b>45.750</b>	<b>87.095</b>	<a href="#">Pass 1</a>	<a href="#">Pass 2</a>
TRI - V-Base 13 - 14 Females	2nd	Melanie Edgell	Skyriders Trampoline Place	8.4	8.7	8.8	8.9	8.0	15.895			<b>41.795</b>	7.1	7.6	7.2	6.7	7.5	15.640	6.5			<b>43.940</b>	<b>85.735</b>	<a href="#">Pass 1</a>	<a href="#">Pass 2</a>
TRI - V-Base 13 - 14 Females	3rd	Mia Bisp	Fusion Gymnastics Wales	8.1	8.6	8.8	8.5	7.7	16.455	1.0		<b>40.655</b>	7.6	7.9	7.5	7.5	7.7	16.185	6.5	1.0		<b>44.485</b>	<b>85.140</b>	<a href="#">Pass 1</a>	<a href="#">Pass 2</a>
TRI - V-Base 13 - 14 Females	4th	Holly Blackwell	Heart of England Trampoline Club	8.2	8.6	7.8	8.3	7.7	15.555			<b>39.855</b>	7.8	7.8	8.1	7.6	8.0	14.940	6.1			<b>44.640</b>	<b>84.495</b>	<a href="#">Pass 1</a>	<a href="#">Pass 2</a>
TRI - V-Base 13 - 14 Females	5th	Erin Taylor	Edgbarrow Trampoline Club	8.4	8.9	7.9	8.7	8.1	15.555			<b>40.755</b>	7.6	8.1	8.0	7.3	7.9	15.465	4.5			<b>43.465</b>	<b>84.220</b>	<a href="#">Pass 1</a>	<a href="#">Pass 2</a>
TRI - V-Base 13 - 14 Females	6th	Lia Sardelis	Skyriders Trampoline Place	8.0	8.2	8.5	8.3	7.8	15.595			<b>40.095</b>	7.6	7.9	7.7	7.4	7.8	15.030	5.9			<b>44.030</b>	<b>84.125</b>	<a href="#">Pass 1</a>	<a href="#">Pass 2</a>
TRI - V-Base 13 - 14 Females	7th	Sofia Hughes	Edgbarrow Trampoline Club	8.2	8.7	8.1	8.5	7.8	15.670			<b>40.470</b>	7.7	7.8	8.1	7.5	7.9	15.640	4.6			<b>43.640</b>	<b>84.110</b>	<a href="#">Pass 1</a>	<a href="#">Pass 2</a>
TRI - V-Base 13 - 14 Females	8th	Evie Sharper	Alchemy Trampoline and D.M.T Club	8.0	8.2	7.9	8.4	7.9	15.155			<b>39.255</b>	8.2	8.6	8.5	8.0	8.4	15.285	4.3			<b>44.685</b>	<b>83.940</b>	<a href="#">Pass 1</a>	<a href="#">Pass 2</a>
TRI - V-Base 13 - 14 Females	9th	Daisie Haywood	Lincoln Imps	8.1	8.4	8.2	8.3	7.8	15.980			<b>40.580</b>	7.5	7.9	7.7	7.4	7.6	15.515	4.6			<b>42.915</b>	<b>83.495</b>	<a href="#">Pass 1</a>	<a href="#">Pass 2</a>
TRI - V-Base 13 - 14 Females	10th	Florence Ball	Dimensions	8.1	8.5	7.7	8.3	7.9	15.210			<b>39.510</b>	7.9	8.3	7.6	7.6	8.2	15.350	4.4			<b>43.450</b>	<b>82.960</b>	<a href="#">Pass 1</a>	<a href="#">Pass 2</a>
TRI - V-Base 13 - 14 Females	11th	Seren Duggan	Edgbarrow Trampoline Club	8.1	8.6	8.4	8.2	7.9	15.490			<b>40.190</b>	7.8	7.9	8.6	7.7	7.9	15.680	3.3			<b>42.580</b>	<b>82.770</b>	<a href="#">Pass 1</a>	<a href="#">Pass 2</a>

Group	Pos	Name	Club	E1	E2	E3	E4	E5	ToF	Diff	Pen	Set	E1	E2	E3	E4	E5	ToF	Diff	Pen	Vol	Prelim	Pass 1	Pass 2	
TRI - V-Base 13 - 14 Females	12th	Cassie Bacon	Dimensions	7.9	8.2	7.7	8.0	7.7	15.965			<b>39.565</b>	7.4	7.7	7.1	7.2	7.6	15.935	4.4			<b>42.535</b>	<b>82.100</b>	<a href="#">Pass 1</a>	<a href="#">Pass 2</a>
TRI - V-Base 13 - 14 Females	13th	Leanne Cuff	Alchemy Trampoline and D.M.T Club	7.9	8.0	7.6	8.2	7.8	14.430			<b>38.130</b>	8.2	8.3	8.2	8.0	8.4	14.440	4.1			<b>43.240</b>	<b>81.370</b>	<a href="#">Pass 1</a>	<a href="#">Pass 2</a>
TRI - V-Base 13 - 14 Females	14th	Amelia Godwin	Ultima TC	7.7	8.0	7.2	7.8	7.6	15.560			<b>38.660</b>	7.6	8.0	7.5	7.4	7.8	15.590	3.6			<b>42.090</b>	<b>80.750</b>	<a href="#">Pass 1</a>	<a href="#">Pass 2</a>
TRI - V-Base 13 - 14 Females	15th	Grace Woolley	Lincoln Imps	8.0	8.3	8.3	8.3	7.8	12.125			<b>36.725</b>	7.8	8.1	8.0	7.5	8.1	14.890	4.5			<b>43.290</b>	<b>80.015</b>	<a href="#">Pass 1</a>	<a href="#">Pass 2</a>
TRI - V-Base 13 - 14 Females	16th	Caitlin Lawrence	Skybound	7.4	7.6	7.1	7.8	7.2	14.770			<b>36.670</b>	7.6	8.0	7.4	7.4	7.8	14.770	5.6			<b>43.170</b>	<b>79.840</b>	<a href="#">Pass 1</a>	<a href="#">Pass 2</a>
TRI - V-Base 13 - 14 Females	17th	Chloe Evans	Carlisle Trampoline Club	8.3	8.5	8.0	8.6	7.8	13.435			<b>38.235</b>	7.7	8.2	7.3	7.4	8.0	13.220	5.2			<b>41.520</b>	<b>79.755</b>	<a href="#">Pass 1</a>	<a href="#">Pass 2</a>
TRI - V-Base 13 - 14 Females	18th	Martha Whitehouse	Sandwell Flyers	7.7	8.1	8.1	7.9	7.3	12.385			<b>36.085</b>	7.2	7.6	7.7	6.9	7.5	14.885	6.3			<b>43.485</b>	<b>79.570</b>	<a href="#">Pass 1</a>	<a href="#">Pass 2</a>
TRI - V-Base 13 - 14 Females	19th	Katie Fenton	Urban School of Gymnastics	7.3	7.7	7.1	7.5	7.0	15.100			<b>37.000</b>	7.2	7.3	6.9	7.0	7.4	14.820	5.6			<b>41.920</b>	<b>78.920</b>	<a href="#">Pass 1</a>	<a href="#">Pass 2</a>
TRI - V-Base 13 - 14 Females	20th	Jessica Daniel	Edgbarrow Trampoline Club	7.2	7.6	7.2	7.6	6.9	15.195			<b>37.195</b>	7.2	7.5	7.4	7.0	7.4	14.985	4.4			<b>41.385</b>	<b>78.580</b>	<a href="#">Pass 1</a>	<a href="#">Pass 2</a>
TRI - V-Base 13 - 14 Females	21st	Skye Metcalfe	Harrogate Gymnastics Club	7.3	7.8	7.5	7.7	7.2	14.365			<b>36.865</b>	7.2	7.6	7.1	6.9	7.5	14.460	5.4			<b>41.660</b>	<b>78.525</b>	<a href="#">Pass 1</a>	<a href="#">Pass 2</a>
TRI - V-Base 13 - 14 Females	22nd	Evie Thompson	Carlisle Trampoline Club	7.7	8.1	7.9	8.1	7.6	13.155			<b>36.855</b>	7.5	7.9	7.0	7.2	7.8	13.520	4.7			<b>40.720</b>	<b>77.575</b>	<a href="#">Pass 1</a>	<a href="#">Pass 2</a>
TRI - V-Base 13 - 14 Females	23rd	Alexandra Britz	Edgbarrow Trampoline Club	7.1	7.3	7.2	7.2	6.9	13.565			<b>35.065</b>	7.2	7.5	7.3	7.0	7.4	14.910	5.1			<b>41.910</b>	<b>76.975</b>	<a href="#">Pass 1</a>	<a href="#">Pass 2</a>
TRI - V-Base 13 - 14 Females	24th	Sophia Rance	Singapore Trampoline Academy	7.4	7.6	8.1	7.5	6.9	14.695			<b>37.195</b>	6.8	7.0	7.1	6.8	6.8	14.260	4.4			<b>39.260</b>	<b>76.455</b>	<a href="#">Pass 1</a>	<a href="#">Pass 2</a>
TRI - V-Base 13 - 14 Females	25th	Megan Griffiths	Ultimate Trampoline Club	7.5	7.9	7.8	7.9	7.1	13.200	3.0		<b>33.400</b>	7.6	8.0	7.7	7.3	7.9	13.655	3.0			<b>39.855</b>	<b>73.255</b>	<a href="#">Pass 1</a>	<a href="#">Pass 2</a>
TRI - V-Base 13 - 14 Males	1st	Zak Carey	Harrogate Gymnastics Club	8.0	8.4	7.6	8.3	7.8	13.855			<b>37.955</b>	8.4	8.8	8.5	8.2	8.6	13.665	6.0			<b>45.165</b>	<b>83.120</b>	<a href="#">Pass 1</a>	<a href="#">Pass 2</a>
TRI - V-Base 13 - 14 Males	2nd	Callum Whitehead	Edgbarrow Trampoline Club	8.5	8.6	8.4	9.0	8.2	14.100			<b>39.600</b>	8.1	8.6	8.2	7.9	8.3	13.525	5.1			<b>43.225</b>	<b>82.825</b>	<a href="#">Pass 1</a>	<a href="#">Pass 2</a>
TRI - V-Base 13 - 14 Males	3rd	Teddy Jones	Edgbarrow Trampoline Club	8.3	8.6	8.2	8.7	8.0	13.100			<b>38.200</b>	7.9	8.4	8.0	7.7	8.1	12.835	5.2			<b>42.035</b>	<b>80.235</b>	<a href="#">Pass 1</a>	<a href="#">Pass 2</a>
TRI - V-Base 13 - 14 Males	4th	Isaac Lawson	Harrogate Gymnastics Club	7.7	7.9	7.2	8.0	7.3	14.380			<b>37.280</b>	7.7	8.0	7.7	7.4	8.0	14.095	5.3			<b>42.795</b>	<b>80.075</b>	<a href="#">Pass 1</a>	<a href="#">Pass 2</a>
TRI - V-Base 13 - 14 Males	5th	Jaxson Defazio	Dynamite Academy of Gymnastics	7.8	8.0	7.4	7.9	7.4	12.160			<b>35.260</b>	7.8	8.2	7.9	7.6	8.0	12.170	5.1			<b>40.970</b>	<b>76.230</b>	<a href="#">Pass 1</a>	<a href="#">Pass 2</a>
TRI - V-Base 13 - 14 Males	6th	Oliver Hetherington-Field	Lincoln Imps	7.6	7.7	7.2	7.9	7.5	12.610			<b>35.410</b>	7.1	7.6	7.2	6.8	7.4	12.305	5.7			<b>39.705</b>	<b>75.115</b>	<a href="#">Pass 1</a>	<a href="#">Pass 2</a>
TRI - V-Base 13 - 14 Males	7th	Oliver Jones	Harrogate Gymnastics Club	7.0	7.1	6.7	7.1	6.7	12.460			<b>33.260</b>	7.2	7.6	7.3	7.0	7.4	12.370	5.4			<b>39.670</b>	<b>72.930</b>	<a href="#">Pass 1</a>	<a href="#">Pass 2</a>
TRI - V-Base 13 - 14 Males	8th	Archie Davis	Alchemy Trampoline and D.M.T Club	7.4	7.5	7.1	7.7	7.1	12.445			<b>34.445</b>	7.4	7.5	7.4	7.1	7.7	12.240	3.4			<b>37.940</b>	<b>72.385</b>	<a href="#">Pass 1</a>	<a href="#">Pass 2</a>
TRI - V-Base 13 - 14 Males	9th	Arran Anketell	Ls Gymnastics	7.1	7.2	7.0	7.3	6.6	11.890			<b>33.190</b>	7.4	7.4	7.4	7.2	7.6	11.520	5.2			<b>38.920</b>	<b>72.110</b>	<a href="#">Pass 1</a>	<a href="#">Pass 2</a>
TRI - V-Base 13 - 14 Males	10th	Ben Shearer	Edgbarrow Trampoline Club	7.2	7.7	6.8	7.3	6.8	11.775			<b>33.075</b>	7.3	7.6	7.3	7.0	7.6	11.795	4.6			<b>38.595</b>	<b>71.670</b>	<a href="#">Pass 1</a>	<a href="#">Pass 2</a>
TRI - V-Base 13 - 14 Males	11th	Rielly Hayes	Urban School of Gymnastics	7.6	7.8	7.2	7.7	7.1	11.035			<b>33.535</b>	7.2	7.5	7.2	6.8	7.6	10.265	5.6			<b>37.765</b>	<b>71.300</b>	<a href="#">Pass 1</a>	<a href="#">Pass 2</a>
TRI - V-Base 13 - 14 Males	12th	Mikey Montgomery	West Wight Trampoline Club	7.2	7.6	6.7	7.4	7.1	12.080			<b>33.780</b>	6.8	7.0	6.8	6.6	7.0	11.170	5.2			<b>36.970</b>	<b>70.750</b>	<a href="#">Pass 1</a>	<a href="#">Pass 2</a>
TRI - V-Base 15 - 16 Females	1st	Lexi-Marie Kersley	Abbey High Fliers	8.4	8.8	8.6	8.8	8.0	12.685			<b>38.485</b>	7.7	8.1	7.6	7.5	7.9	12.495	6.5			<b>42.195</b>	<b>80.680</b>	<a href="#">Pass 1</a>	<a href="#">Pass 2</a>
TRI - V-Base 15 - 16 Females	2nd	Purdie Clifton	Edgbarrow Trampoline Club	8.3	8.8	8.2	8.6	8.2	11.135			<b>36.235</b>	8.4	8.7	8.5	8.1	8.7	11.890	3.5			<b>40.990</b>	<b>77.225</b>	<a href="#">Pass 1</a>	<a href="#">Pass 2</a>
TRI - V-Base 15 - 16 Females	3rd	Maggie Baird	Town Flyers Trampoline Club	7.1	7.3	8.0	7.5	7.0	13.265			<b>35.165</b>	7.6	7.7	7.7	7.4	7.8	13.390	5.6			<b>41.950</b>	<b>77.115</b>	<a href="#">Pass 1</a>	<a href="#">Pass 2</a>
TRI - V-Base 15 - 16 Females	4th	Amelie Froggatt	Urban School of Gymnastics	7.8	8.2	7.6	8.2	7.3	12.070			<b>35.670</b>	7.8	8.0	7.2	7.5	8.1	11.905	6.1			<b>41.305</b>	<b>76.975</b>	<a href="#">Pass 1</a>	<a href="#">Pass 2</a>
TRI - V-Base 15 - 16 Females	5th	Aimee Anderson	Singapore Trampoline Academy	7.8	7.9	8.1	8.2	7.6	12.520			<b>36.320</b>	7.4	7.4	7.4	7.2	7.6	12.030	6.3			<b>40.530</b>	<b>76.850</b>	<a href="#">Pass 1</a>	<a href="#">Pass 2</a>
TRI - V-Base 15 - 16 Females	6th	Molly Pook	Alchemy Trampoline and D.M.T Club	8.0	8.2	8.1	8.5	7.5	11.995			<b>36.295</b>	7.9	8.0	8.0	7.7	8.1	11.600	4.8			<b>40.300</b>	<b>76.595</b>	<a href="#">Pass 1</a>	<a href="#">Pass 2</a>
TRI - V-Base 15 - 16 Females	7th	Amy Patchett	Lincoln Imps	7.7	7.9	7.3	8.2	7.3	12.970			<b>35.870</b>	7.5	7.7	7.4	7.2	7.8	12.925	5.2			<b>40.725</b>	<b>76.595</b>	<a href="#">Pass 1</a>	<a href="#">Pass 2</a>
TRI - V-Base 15 - 16 Females	8th	Harriet Wash	Dimensions	7.7	8.0	7.8	8.1	7.6	12.270			<b>35.770</b>	7.6	7.8	7.6	7.5	7.7	12.135	5.0			<b>40.035</b>	<b>75.805</b>	<a href="#">Pass 1</a>	<a href="#">Pass 2</a>
TRI - V-Base 15 - 16 Females	9th	Eleri Phillips	Fusion Gymnastics Wales	7.7	8.2	8.3	7.8	7.3	12.030	1.0		<b>34.730</b>	7.6	8.1	8.0	7.3	7.9	11.590	6.5	1.0		<b>40.590</b>	<b>75.320</b>	<a href="#">Pass 1</a>	<a href="#">Pass 2</a>
TRI - V-Base 15 - 16 Females	10th	Freya Scott	Tolworth Gymnastics Club	7.6	8.0	7.9	7.8	7.5	12.455			<b>35.755</b>	7.4	7.5	7.3	7.4	7.4	12.335	4.9			<b>39.435</b>	<b>75.190</b>	<a href="#">Pass 1</a>	<a href="#">Pass 2</a>
TRI - V-Base 15 - 16 Females	11th	Nola Parsons	Dimensions	7.5	8.0	7.4	8.0	7.0	12.265			<b>35.165</b>	7.2	7.4	7.4	7.1	7.3	12.160	4.4			<b>38.460</b>	<b>73.625</b>	<a href="#">Pass 1</a>	<a href="#">Pass 2</a>
TRI - V-Base 15 - 16 Females	12th	Emily Morgan	Dimensions	7.5	8.0	7.3	8.0	7.4	12.130			<b>35.030</b>	7.5	7.5	7.5	7.2	7.8	12.090	3.8			<b>38.390</b>	<b>73.420</b>	<a href="#">Pass 1</a>	<a href="#">Pass 2</a>
TRI - V-Base 15 - 16 Females	13th	Madison Hollingworth	Singapore Trampoline Academy	7.2	7.3	8.0	7.4	6.8	12.350			<b>34.250</b>	7.2	7.7	7.0	6.9	7.5	12.240	5.2			<b>39.140</b>	<b>73.390</b>	<a href="#">Pass 1</a>	<a href="#">Pass 2</a>
TRI - V-Base 15 - 16 Females	14th	Eloise Plant	Skybound	7.5	7.8	7.6	7.6	7.2	12.400			<b>35.100</b>	7.2	7.2	7.0	7.0	7.4	11.590	5.2			<b>38.190</b>	<b>73.290</b>	<a href="#">Pass 1</a>	<a href="#">Pass 2</a>
TRI - V-Base 15 - 16 Females	15th	Amy Brassington	Ls Gymnastics	7.5	7.9	7.7	7.6	7.4	11.620			<b>34.420</b>	7.3	7.8	6.7	7.0	7.6	11.170	5.2			<b>38.270</b>	<b>72.690</b>	<a href="#">Pass 1</a>	<a href="#">Pass 2</a>
TRI - V-Base 15 - 16 Females	16th	Grace Whittaker	London Trampoline Academy	7.5	7.7	7.0	7.8	7.3	11.900			<b>34.400</b>	7.4	7.9	7.0	7.1	7.7	11.705	3.9			<b>37.805</b>	<b>72.205</b>	<a href="#">Pass 1</a>	<a href="#">Pass 2</a>
TRI - V-Base 15 - 16 Females	17th	Emma Smith	Carlisle Trampoline Club	7.1	7.4	7.6	7.2	7.0	10.990			<b>32.690</b>	7.6	7.9	7.0	7.4	7.8	10.535	5.2			<b>38.535</b>	<b>71.225</b>	<a href="#">Pass 1</a>	<a href="#">Pass 2</a>
TRI - V-Base 15 - 16 Females	18th	Annabelle Sims	Lincoln Imps	7.4	7.5	7.4	7.6	7.2	11.235			<b>33.535</b>	7.4	7.4	7.4	7.3	7.5	11.475	3.6						

Group	Pos	Name	Club	E1	E2	E3	E4	E5	ToF	Diff	Pen	Set	E1	E2	E3	E4	E5	ToF	Diff	Pen	Vol	Prelim	Pass 1	Pass 2	
TRI - V-Base 15 - 16 Females	19th	Amy Blaylock	Carlisle Trampoline Club	7.1	7.2	6.9	7.3	6.6	11.815			<b>33.015</b>	6.8	6.9	6.6	6.5	7.1	12.015	5.1			<b>37.415</b>	<b>70.430</b>	<a href="#">Pass 1</a>	<a href="#">Pass 2</a>
TRI - V-Base 15 - 16 Females	20th	Holly Walker	Town Flyers Trampoline Club	7.1	7.5	7.5	7.6	6.8	11.105			<b>33.205</b>	7.1	7.4	7.2	6.8	7.4	11.445	3.6			<b>36.745</b>	<b>69.950</b>	<a href="#">Pass 1</a>	<a href="#">Pass 2</a>
TRI - V-Base 15 - 16 Males	1st	Callum Parsley	Edgbarrow Trampoline Club	8.2	8.3	7.8	8.3	7.8	13.210			<b>37.510</b>	7.9	8.4	7.8	7.8	8.0	12.775	5.1			<b>41.575</b>	<b>79.085</b>	<a href="#">Pass 1</a>	<a href="#">Pass 2</a>
TRI - V-Base 15 - 16 Males	2nd	Oliver Atkin	Sandwell Flyers	7.4	7.9	7.5	7.9	7.3	14.125			<b>36.925</b>	7.2	7.6	6.9	7.0	7.4	13.565	6.1			<b>41.265</b>	<b>78.190</b>	<a href="#">Pass 1</a>	<a href="#">Pass 2</a>
TRI - V-Base 15 - 16 Males	3rd	Louis Dove	Dimensions	7.3	7.8	7.4	7.6	6.9	13.565			<b>35.865</b>	7.6	7.6	7.3	7.5	7.7	13.415	5.6			<b>41.715</b>	<b>77.580</b>	<a href="#">Pass 1</a>	<a href="#">Pass 2</a>
TRI - V-Base 15 - 16 Males	4th	Harry Davis	Edgbarrow Trampoline Club	7.9	8.4	7.7	8.0	7.4	12.435			<b>36.035</b>	7.7	7.9	7.7	7.4	8.0	12.430	5.8			<b>41.530</b>	<b>77.565</b>	<a href="#">Pass 1</a>	<a href="#">Pass 2</a>
TRI - V-Base 15 - 16 Males	5th	Rory Gibson	Ultimate Trampoline Club	8.0	8.2	8.2	8.4	7.5	11.870			<b>36.270</b>	7.7	8.2	7.8	7.4	8.0	12.000	5.1			<b>40.600</b>	<b>76.870</b>	<a href="#">Pass 1</a>	<a href="#">Pass 2</a>
TRI - V-Base 15 - 16 Males	6th	Jack Pleasance	Dimensions	7.0	7.5	6.9	7.4	6.9	13.445			<b>34.745</b>	7.5	7.7	7.3	7.3	7.7	13.410	5.1			<b>41.010</b>	<b>75.755</b>	<a href="#">Pass 1</a>	<a href="#">Pass 2</a>
TRI - V-Base 15 - 16 Males	7th	Mathieu Southern	Ls Gymnastics	7.5	8.0	7.5	8.0	7.3	11.775			<b>34.775</b>	7.4	7.8	7.1	7.1	7.7	12.015	5.9			<b>40.115</b>	<b>74.890</b>	<a href="#">Pass 1</a>	<a href="#">Pass 2</a>
TRI - V-Base 15 - 16 Males	8th	Keiran Low	Singapore Trampoline Academy	7.5	7.6	7.6	8.0	7.0	13.035			<b>35.735</b>	7.0	7.0	7.1	6.7	7.3	12.730	5.0			<b>38.830</b>	<b>74.565</b>	<a href="#">Pass 1</a>	<a href="#">Pass 2</a>
TRI - V-Base 15 - 16 Males	9th	Kieran Jelliss	Alchemy Trampoline and D.M.T Club	7.0	7.4	7.5	7.3	6.5	11.215			<b>32.915</b>	7.3	7.6	7.5	7.0	7.6	11.260	3.3			<b>36.960</b>	<b>69.875</b>	<a href="#">Pass 1</a>	<a href="#">Pass 2</a>
TRI - V-Base 17+ Females	1st	Emma Russell	Edgbarrow Trampoline Club	9.0	9.1	9.1	9.5	8.9	13.625			<b>40.825</b>	8.5	8.5	8.3	8.3	8.7	13.400	6.5			<b>45.200</b>	<b>86.025</b>	<a href="#">Pass 1</a>	<a href="#">Pass 2</a>
TRI - V-Base 17+ Females	2nd	Charis Mckenzie	Dimensions	8.1	8.3	8.4	8.6	7.9	13.080			<b>37.880</b>	7.8	8.0	7.6	7.5	8.1	12.975	5.6			<b>41.975</b>	<b>79.855</b>	<a href="#">Pass 1</a>	<a href="#">Pass 2</a>
TRI - V-Base 17+ Females	3rd	Abbey Collins	Urban School of Gymnastics	8.4	8.9	8.1	8.5	8.2	13.190			<b>38.290</b>	7.5	7.8	6.8	7.2	7.8	12.185	6.3			<b>40.985</b>	<b>79.275</b>	<a href="#">Pass 1</a>	<a href="#">Pass 2</a>
TRI - V-Base 17+ Females	4th	Beth Mc Robbie	Lincoln Imps	8.1	8.4	8.1	8.5	8.0	13.150			<b>37.750</b>	7.5	7.7	7.1	7.3	7.7	12.675	6.0			<b>41.175</b>	<b>78.925</b>	<a href="#">Pass 1</a>	<a href="#">Pass 2</a>
TRI - V-Base 17+ Females	5th	Hannah Devlin	Edgbarrow Trampoline Club	7.9	8.1	8.3	8.1	7.5	12.645			<b>36.745</b>	8.2	8.6	8.1	7.9	8.5	12.775	4.5			<b>42.075</b>	<b>78.820</b>	<a href="#">Pass 1</a>	<a href="#">Pass 2</a>
TRI - V-Base 17+ Females	6th	Sara Wiberg	Skybound	8.2	8.6	7.8	8.5	7.8	12.485			<b>36.985</b>	8.4	8.6	8.1	8.2	8.6	12.720	3.4			<b>41.320</b>	<b>78.305</b>	<a href="#">Pass 1</a>	<a href="#">Pass 2</a>
TRI - V-Base 17+ Females	7th	Rebecca Hylton	London Trampoline Academy	7.6	8.1	7.1	8.0	7.1	13.040			<b>35.740</b>	7.4	7.5	7.2	7.3	7.5	12.865	4.5			<b>39.565</b>	<b>75.305</b>	<a href="#">Pass 1</a>	<a href="#">Pass 2</a>
TRI - V-Base 17+ Females	8th	Emily Brady	London Trampoline Academy	7.3	7.5	7.2	7.7	7.1	11.085			<b>33.085</b>	7.5	8.0	7.3	7.3	7.7	11.490	3.4			<b>37.390</b>	<b>70.475</b>	<a href="#">Pass 1</a>	<a href="#">Pass 2</a>
TRI - V-Base 17+ Females	9th	Louise Banks	Carlisle Trampoline Club	6.7	6.9	6.5	7.1	6.4	11.215			<b>31.315</b>	6.5	6.7	5.8	6.2	6.8	11.190	5.7			<b>36.290</b>	<b>67.605</b>	<a href="#">Pass 1</a>	<a href="#">Pass 2</a>
TRI - V-Base 17+ Males	1st	Adam Mackin	Dynamo Trampoline Academy	8.0	8.1	8.1	8.5	7.6	13.140			<b>37.340</b>	7.6	7.8	8.0	7.5	7.7	12.965	5.1			<b>41.165</b>	<b>78.505</b>	<a href="#">Pass 1</a>	<a href="#">Pass 2</a>
TRI - V-Club 9 - 12 Females	1st	Madeline Cousins	Tolworth Gymnastics Club	7.8	7.9	7.9	8.3	8.6	13.540	0.0		<b>37.640</b>	8.0	8.0	7.8	7.8	7.6	13.105	6.4			<b>43.105</b>	<b>80.745</b>	<a href="#">Pass 1</a>	<a href="#">Pass 2</a>
TRI - V-Club 9 - 12 Females	2nd	Mia Horton	Sandwell Flyers	7.5	7.6	7.6	7.8	7.8	12.985	0.0		<b>35.985</b>	7.3	7.4	7.3	7.2	6.8	13.460	8.1			<b>43.360</b>	<b>79.345</b>	<a href="#">Pass 1</a>	<a href="#">Pass 2</a>
TRI - V-Club 9 - 12 Females	3rd	Isabel Wakefeild	Carlisle Trampoline Club	7.1	7.3	7.3	7.6	7.4	12.695	0.0		<b>34.695</b>	7.2	7.3	6.9	7.0	6.8	12.460	6.7			<b>40.260</b>	<b>74.955</b>	<a href="#">Pass 1</a>	<a href="#">Pass 2</a>
TRI - V-Club 9 - 12 Females	4th	Luisa Royle	Fusion Gymnastics Wales	7.2	7.5	7.5	7.4	7.8	11.615	0.0	1.0	<b>33.015</b>	7.3	7.4	7.1	7.1	6.7	11.180	5.4	1.0		<b>37.080</b>	<b>70.095</b>	<a href="#">Pass 1</a>	<a href="#">Pass 2</a>
TRI - V-Club 9 - 12 Females	5th	Isabella Johns	Fusion Gymnastics Wales	7.1	7.4	7.4	7.4	7.0	11.460	0.0	1.0	<b>32.360</b>	7.2	7.2	7.0	7.1	7.0	10.865	3.7	1.0		<b>34.865</b>	<b>67.225</b>	<a href="#">Pass 1</a>	<a href="#">Pass 2</a>
TRI - V-Club 9 - 12 Females	6th	Lani Jones	Fusion Gymnastics Wales	6.8	7.2	7.2	7.0	6.7	10.885	0.0	1.0	<b>30.885</b>	7.5	7.6	7.4	7.3	6.8	10.525	4.4	1.0		<b>36.125</b>	<b>67.010</b>	<a href="#">Pass 1</a>	<a href="#">Pass 2</a>
TRI - V-Club 9 - 12 Females	7th	Norah Cole	Fusion Gymnastics Wales	6.8	6.9	6.9	7.0	7.3	10.625	0.0	1.0	<b>30.425</b>	7.5	7.5	7.2	7.3	7.0	10.040	4.3	1.0		<b>35.340</b>	<b>65.765</b>	<a href="#">Pass 1</a>	<a href="#">Pass 2</a>
TRI - V-Club 9 - 12 Females	8th	Katie Wong	Twisters South Wales RTC	6.3	6.6	6.6	6.7	6.3	9.710	0.0		<b>27.210</b>	6.8	6.8	6.4	6.6	6.4	10.015	3.4			<b>33.215</b>	<b>60.425</b>	<a href="#">Pass 1</a>	<a href="#">Pass 2</a>
TRI - V-Club 9 - 12 Males	1st	Daniel Miller	Carlisle Trampoline Club	6.9	7.1	7.1	7.1	7.3	12.845	0.0		<b>34.145</b>	7.1	7.2	6.9	6.9	6.5	12.220	6.7			<b>39.820</b>	<b>73.965</b>	<a href="#">Pass 1</a>	<a href="#">Pass 2</a>
TRI - V-Club 9 - 12 Males	2nd	Arryon Hart	Ultimate Trampoline Club	7.1	7.2	7.2	7.3	7.0	10.525	0.0	2.0	<b>30.025</b>	6.8	6.9	6.6	6.8	7.0	11.100	4.7			<b>36.300</b>	<b>66.325</b>	<a href="#">Pass 1</a>	<a href="#">Pass 2</a>
TRI - V-Club 13 - 14 Females	1st	Clarissa Seraphin	Edgbarrow Trampoline Club	8.0	8.5	8.5	8.3	8.0	14.010	0.0		<b>38.810</b>	8.4	8.4	8.1	8.1	7.7	13.785	6.8			<b>45.185</b>	<b>83.995</b>	<a href="#">Pass 1</a>	<a href="#">Pass 2</a>
TRI - V-Club 13 - 14 Females	2nd	Ella Hale	Harrogate Gymnastics Club	8.2	8.3	8.3	8.5	7.6	13.960	0.0		<b>38.760</b>	7.7	7.8	7.5	7.6	7.6	13.755	7.1			<b>43.755</b>	<b>82.515</b>	<a href="#">Pass 1</a>	<a href="#">Pass 2</a>
TRI - V-Club 13 - 14 Females	3rd	Bozena Jaasi	Edgbarrow Trampoline Club	7.9	8.0	8.0	8.3	7.5	12.890	0.0		<b>36.790</b>	8.0	8.0	7.6	7.7	7.4	13.265	6.8			<b>43.365</b>	<b>80.155</b>	<a href="#">Pass 1</a>	<a href="#">Pass 2</a>
TRI - V-Club 13 - 14 Females	4th	Chloe Annett	Tolworth Gymnastics Club	7.7	7.9	7.9	7.9	8.0	13.670	0.0		<b>37.370</b>	7.5	7.6	7.2	7.1	6.3	13.360	7.6			<b>42.760</b>	<b>80.130</b>	<a href="#">Pass 1</a>	<a href="#">Pass 2</a>
TRI - V-Club 13 - 14 Females	5th	Chloe Shaw	Singapore Trampoline Academy	7.4	7.6	7.6	7.8	7.5	13.590	0.0		<b>36.290</b>	7.5	7.6	7.3	7.2	6.7	13.205	7.7			<b>42.905</b>	<b>79.195</b>	<a href="#">Pass 1</a>	<a href="#">Pass 2</a>
TRI - V-Club 13 - 14 Females	6th	Ruby Berridge	Fusion Gymnastics Wales	7.7	7.8	7.8	7.8	8.0	12.965	0.0	1.0	<b>35.365</b>	7.9	7.9	7.5	7.7	7.5	12.975	6.0	1.0		<b>41.075</b>	<b>76.440</b>	<a href="#">Pass 1</a>	<a href="#">Pass 2</a>
TRI - V-Club 13 - 14 Females	7th	Heidi Sartor	Twisters South Wales RTC	7.5	8.0	8.0	7.8	7.5	13.185	0.0		<b>36.485</b>	7.9	7.9	7.6	7.4	6.3	12.745	4.3			<b>39.945</b>	<b>76.430</b>	<a href="#">Pass 1</a>	<a href="#">Pass 2</a>
TRI - V-Club 13 - 14 Females	8th	Lola Bridges	Fusion Gymnastics Wales	7.6	7.7	7.7	7.9	7.2	11.185	0.0	1.0	<b>33.185</b>	7.7	7.8	7.5	7.5	7.3	12.015	6.0	1.0		<b>39.715</b>	<b>72.900</b>	<a href="#">Pass 1</a>	<a href="#">Pass 2</a>

Group	Pos	Name	Club	E1	E2	E3	E4	E5	ToF	Diff	Pen	Set	E1	E2	E3	E4	E5	ToF	Diff	Pen	Vol	Prelim	Pass 1	Pass 2	
TRI - V-Club 13 - 14 Males	1st	Theo Leung	Skyriders Trampoline Place	7.0	7.4	7.4	7.3	7.8	14.575	0.0		<b>36.675</b>	7.6	7.7	7.6	7.4	6.7	15.025	7.6			<b>45.225</b>	<b>81.900</b>	<a href="#">Pass 1</a>	<a href="#">Pass 2</a>
TRI - V-Club 13 - 14 Males	2nd	Douglas Bibby	Edgbarrow Trampoline Club	7.1	7.5	7.5	7.5	7.9	12.700	0.0		<b>35.200</b>	8.0	8.1	7.7	7.7	7.3	12.030	5.9			<b>41.330</b>	<b>76.530</b>	<a href="#">Pass 1</a>	<a href="#">Pass 2</a>
TRI - V-Club 13 - 14 Males	3rd	Charlie Wilson	West Wight Trampoline Club	6.7	7.0	7.0	7.1	6.8	13.555	0.0		<b>34.355</b>	6.9	6.9	6.6	6.6	6.0	13.305	6.1			<b>39.505</b>	<b>73.860</b>	<a href="#">Pass 1</a>	<a href="#">Pass 2</a>
TRI - V-Club 13 - 14 Males	4th	Max Pritchard	Twisters South Wales RTC	7.0	7.2	7.2	7.1	7.0	12.835	0.0		<b>34.135</b>	7.3	7.4	7.1	7.1	6.9	13.335	4.6			<b>39.435</b>	<b>73.570</b>	<a href="#">Pass 1</a>	<a href="#">Pass 2</a>
TRI - V-Club 15 - 16 Females	1st	Cadence Andrews	Skyriders Trampoline Place	8.4	8.5	8.5	8.9	8.4	14.835	0.0		<b>40.235</b>	8.1	8.2	7.9	8.1	8.3	15.270	7.4			<b>47.070</b>	<b>87.305</b>	<a href="#">Pass 1</a>	<a href="#">Pass 2</a>
TRI - V-Club 15 - 16 Females	2nd	Natasha Tapster	Edgbarrow Trampoline Club	7.7	8.0	8.0	7.9	7.6	14.465	0.0		<b>38.065</b>	7.6	7.7	7.5	7.5	7.5	14.370	7.2			<b>44.170</b>	<b>82.235</b>	<a href="#">Pass 1</a>	<a href="#">Pass 2</a>
TRI - V-Club 15 - 16 Females	3rd	Carina Shalamov	Skyriders Trampoline Place	7.6	7.8	7.8	7.7	8.1	14.075	0.0		<b>37.375</b>	8.0	8.1	7.6	7.6	7.0	13.855	7.1			<b>44.155</b>	<b>81.530</b>	<a href="#">Pass 1</a>	<a href="#">Pass 2</a>
TRI - V-Club 15 - 16 Females	4th	Martha Cornforth	Heart of England Trampoline Club	7.5	7.8	7.8	7.6	7.8	13.915	0.0		<b>37.115</b>	7.9	8.0	7.6	7.7	7.3	13.455	6.5			<b>43.155</b>	<b>80.270</b>	<a href="#">Pass 1</a>	<a href="#">Pass 2</a>
TRI - V-Club 15 - 16 Females	5th	Catrise Hart	Ultimate Trampoline Club	7.8	8.3	8.3	8.2	8.8	12.505	0.0	2.0	<b>35.305</b>	8.1	8.2	7.9	7.9	7.6	12.245	6.0			<b>42.145</b>	<b>77.450</b>	<a href="#">Pass 1</a>	<a href="#">Pass 2</a>
TRI - V-Club 15 - 16 Females	6th	Lauren Neild	Edgbarrow Trampoline Club	7.5	7.7	7.7	7.6	7.6	13.060	0.0		<b>35.960</b>	7.9	8.0	7.5	7.6	7.2	13.125	5.2			<b>41.325</b>	<b>77.285</b>	<a href="#">Pass 1</a>	<a href="#">Pass 2</a>
TRI - V-Club 15 - 16 Females	7th	Ellie Blaber	Ultima TC	7.2	7.5	7.5	7.5	7.4	13.540	0.0		<b>35.940</b>	7.5	7.5	7.3	7.4	7.4	13.495	5.3			<b>41.095</b>	<b>77.035</b>	<a href="#">Pass 1</a>	<a href="#">Pass 2</a>
TRI - V-Club 15 - 16 Females	8th	Trearna Hart	Ultimate Trampoline Club	6.9	7.4	7.4	7.0	7.5	12.130	0.0	2.0	<b>31.930</b>	7.2	7.2	7.0	7.0	6.9	11.735	5.2			<b>38.135</b>	<b>70.065</b>	<a href="#">Pass 1</a>	<a href="#">Pass 2</a>
TRI - V-Club 15 - 16 Females	9th	Ava King	Twisters South Wales RTC	7.0	7.3	7.3	7.1	6.9	11.220	0.0		<b>32.620</b>	7.2	7.3	7.0	7.0	6.7	12.210	3.3			<b>36.710</b>	<b>69.330</b>	<a href="#">Pass 1</a>	<a href="#">Pass 2</a>
TRI - V-Club 15 - 16 Females	10th	Lauryn Nash	Twisters South Wales RTC	7.0	7.1	7.1	7.2	6.7	11.780	0.0		<b>30.680</b>	7.1	7.2	6.9	6.9	6.7	11.365	4.1			<b>36.365</b>	<b>67.045</b>	<a href="#">Pass 1</a>	<a href="#">Pass 2</a>
TRI - V-Club 15 - 16 Males	1st	Joao Lorga Caeiro	Edgbarrow Trampoline Club	7.7	8.2	8.2	7.8	8.2	16.440	0.0		<b>40.640</b>	8.1	8.2	8.0	8.1	8.1	16.240	7.0			<b>47.540</b>	<b>88.180</b>	<a href="#">Pass 1</a>	<a href="#">Pass 2</a>
TRI - V-Club 15 - 16 Males	2nd	Josh Bouwer	Edgbarrow Trampoline Club	7.3	7.6	7.6	7.5	8.0	14.795	0.0		<b>37.495</b>	8.0	8.1	7.7	7.6	6.6	13.965	7.4			<b>44.665</b>	<b>82.160</b>	<a href="#">Pass 1</a>	<a href="#">Pass 2</a>
TRI - V-Club 15 - 16 Males	3rd	Remi Abdib	Skyriders Trampoline Place	8.2	8.5	8.5	8.7	8.0	13.960	0.0	1.0	<b>38.160</b>	7.0	7.1	6.7	6.8	6.4	13.670	9.6	1.0		<b>42.770</b>	<b>80.930</b>	<a href="#">Pass 1</a>	<a href="#">Pass 2</a>
TRI - V-Club 17+ Females	1st	Phoenix Jeffries	Edgbarrow Trampoline Club	7.8	8.2	8.2	7.9	7.8	14.425	0.0		<b>38.325</b>	8.2	8.3	8.0	8.0	7.5	14.710	7.6			<b>46.510</b>	<b>84.835</b>	<a href="#">Pass 1</a>	<a href="#">Pass 2</a>
TRI - V-Club 17+ Females	2nd	Chloe Spinks	Lincoln Imps	7.5	8.0	8.0	7.6	7.8	13.715	0.0		<b>37.115</b>	7.8	7.8	7.7	7.6	7.3	14.060	7.5			<b>44.660</b>	<b>81.775</b>	<a href="#">Pass 1</a>	<a href="#">Pass 2</a>
TRI - V-Club 17+ Females	3rd	Abby Shearer	Edgbarrow Trampoline Club	7.9	8.1	8.1	8.3	8.1	13.615	0.0		<b>37.915</b>	7.9	8.0	7.7	7.7	7.4	13.485	7.0			<b>43.785</b>	<b>81.700</b>	<a href="#">Pass 1</a>	<a href="#">Pass 2</a>
TRI - V-Club 17+ Females	4th	Lily Bishop	Skyriders Trampoline Place	7.4	7.7	7.7	7.9	8.2	13.265	0.0		<b>36.565</b>	7.9	8.0	7.6	7.6	7.1	13.130	7.8			<b>44.030</b>	<b>80.595</b>	<a href="#">Pass 1</a>	<a href="#">Pass 2</a>
TRI - V-Club 17+ Females	5th	Rachel Betts	Lincoln Imps	7.9	8.2	8.2	8.1	8.1	13.375	0.0		<b>37.775</b>	7.7	7.8	7.5	7.5	7.2	12.765	6.7			<b>42.165</b>	<b>79.940</b>	<a href="#">Pass 1</a>	<a href="#">Pass 2</a>
TRI - V-Club 17+ Females	6th	Mia Shingler	Tolworth Gymnastics Club	7.4	7.8	7.8	7.6	7.7	13.750	0.0		<b>36.850</b>	7.8	7.9	7.6	7.6	7.4	13.595	6.3			<b>42.895</b>	<b>79.745</b>	<a href="#">Pass 1</a>	<a href="#">Pass 2</a>
TRI - V-Club 17+ Females	7th	Ella Feltham	Carlisle Trampoline Club	7.7	7.8	7.8	8.2	7.6	13.445	0.0		<b>36.745</b>	7.4	7.5	7.2	7.2	6.8	13.230	7.5			<b>42.530</b>	<b>79.275</b>	<a href="#">Pass 1</a>	<a href="#">Pass 2</a>
TRI - V-Club 17+ Females	8th	Lara Carr	Edgbarrow Trampoline Club	7.5	7.9	7.9	7.7	7.4	13.570	0.0		<b>36.670</b>	7.9	8.0	7.7	7.8	7.6	13.520	5.2			<b>42.120</b>	<b>78.790</b>	<a href="#">Pass 1</a>	<a href="#">Pass 2</a>
TRI - V-Club 17+ Females	9th	Ruth Schofield	Lincoln Imps	6.9	7.4	7.4	7.3	7.4	13.055	0.0		<b>35.155</b>	7.5	7.5	7.3	7.3	7.0	12.970	6.8			<b>41.870</b>	<b>77.025</b>	<a href="#">Pass 1</a>	<a href="#">Pass 2</a>
TRI - V-Club 17+ Females	10th	Enya Hawthorne	Edgbarrow Trampoline Club	7.1	7.5	7.5	7.3	7.4	12.660	0.0		<b>34.860</b>	7.4	7.5	7.3	7.3	7.2	12.570	5.8			<b>40.370</b>	<b>75.230</b>	<a href="#">Pass 1</a>	<a href="#">Pass 2</a>
TRI - V-Club 17+ Males	1st	Adam Pleasance	Dimensions	7.1	7.3	7.3	7.3	7.7	15.060	0.0		<b>36.960</b>	7.7	7.8	7.4	7.3	6.5	14.250	8.1			<b>44.750</b>	<b>81.710</b>	<a href="#">Pass 1</a>	<a href="#">Pass 2</a>
TRI - V-Elite 11 - 12 Females	1st	Kira Holliday	Carlisle Trampoline Club	8.4	8.6	8.6	8.7	8.1	13.830	0.0		<b>39.430</b>	7.6	7.7	7.4	7.3	6.6	12.755	7.8			<b>42.855</b>	<b>82.285</b>	<a href="#">Pass 1</a>	<a href="#">Pass 2</a>
TRI - V-Elite 11 - 12 Females	2nd	Sara Shaw	Singapore Trampoline Academy	8.2	8.4	8.4	8.6	7.8	13.335	0.0		<b>38.335</b>	7.5	7.6	7.3	7.3	6.8	13.175	8.1			<b>43.375</b>	<b>81.710</b>	<a href="#">Pass 1</a>	<a href="#">Pass 2</a>
TRI - V-Elite 11 - 12 Females	3rd	Arabel Pedoson	Biomechanics Group SC	8.4	8.5	8.5	8.8	8.3	13.420	0.0		<b>38.820</b>	7.7	7.7	7.6	7.7	7.8	13.155	6.1			<b>42.355</b>	<b>81.175</b>	<a href="#">Pass 1</a>	<a href="#">Pass 2</a>
TRI - V-Elite 11 - 12 Females	4th	Belle Holliday	Carlisle Trampoline Club	7.5	7.6	7.6	8.0	7.9	12.685	0.0		<b>35.785</b>	7.3	7.4	7.3	7.1	6.5	12.010	7.8			<b>41.510</b>	<b>77.295</b>	<a href="#">Pass 1</a>	<a href="#">Pass 2</a>
TRI - V-Elite 11 - 12 Males	1st	Harry Slatter	Edgbarrow Trampoline Club	8.0	8.3	8.3	8.1	7.9	13.885	0.0		<b>38.285</b>	8.2	8.3	8.0	8.0	7.6	13.550	7.6			<b>45.350</b>	<b>83.635</b>	<a href="#">Pass 1</a>	<a href="#">Pass 2</a>
TRI - V-Elite 11 - 12 Males	2nd	Alfie Lynch	Heart of England Trampoline Club	6.9	7.3	7.3	7.4	7.0	12.600	0.0	2.0	<b>32.200</b>	7.2	7.3	7.0	6.8	5.7	12.560	9.1			<b>42.660</b>	<b>74.860</b>	<a href="#">Pass 1</a>	<a href="#">Pass 2</a>
TRI - V-Elite 13 - 14 Females	1st	Czarina Rodriguez	Dynamite Academy of Gymnastics	8.5	8.8	8.8	8.9	8.5	14.535	0.0		<b>40.635</b>	8.7	8.8	8.6	8.5	8.1	14.160	9.1			<b>49.060</b>	<b>89.695</b>	<a href="#">Pass 1</a>	<a href="#">Pass 2</a>
TRI - V-Elite 13 - 14 Females	2nd	Jada Porter	Sandwell Flyers	7.9	8.4	8.4	8.2	8.5	15.365	0.0		<b>40.365</b>	8.2	8.3	8.0	8.0	7.7	14.600	10.3			<b>49.100</b>	<b>89.465</b>	<a href="#">Pass 1</a>	<a href="#">Pass 2</a>
TRI - V-Elite 13 - 14 Females	3rd	Emily Trotter	Carlisle Trampoline Club	8.5	8.9	8.9	8.8	8.1	14.170	0.0		<b>40.370</b>	7.8	7.9	7.6	7.5	6.8	14.125	9.4			<b>46.425</b>	<b>86.795</b>	<a href="#">Pass 1</a>	<a href="#">Pass 2</a>
TRI - V-Elite 15 - 16 Females	1st	Natasha Rodriguez	Dynamite Academy of Gymnastics	8.6	8.9	8.9	8.8	8.3	14.280	0.0		<b>40.580</b>	8.8	8.9	8.8	8.7	8.3	14.155	8.8			<b>49.255</b>	<b>89.835</b>	<a href="#">Pass 1</a>	<a href="#">Pass 2</a>

Group	Pos	Name	Club	E1	E2	E3	E4	E5	ToF	Diff	Pen	Set	E1	E2	E3	E4	E5	ToF	Diff	Pen	Vol	Prelim	Pass 1	Pass 2	
TRI - V-Elite 15 - 16 Females	2nd	Megan Glover	Edgbarrow Trampoline Club	8.6	9.0	9.0	8.9	8.3	14.585	0.0		<b>41.085</b>	9.1	9.2	8.7	8.7	7.9	14.200	7.7			<b>48.400</b>	<b>89.485</b>	<a href="#">Pass 1</a>	<a href="#">Pass 2</a>
TRI - V-Elite 15 - 16 Females	3rd	Roshni James	Skyriders Trampoline Place	7.4	7.8	7.8	7.5	7.9	15.200	0.0		<b>38.300</b>	7.6	7.7	7.5	7.6	7.7	14.165	10.4			<b>47.465</b>	<b>85.765</b>	<a href="#">Pass 1</a>	<a href="#">Pass 2</a>
TRI - V-Elite 15 - 16 Females	4th	Jemma Salkeld	Carlisle Trampoline Club	7.4	7.9	7.9	7.8	7.6	13.635	0.0		<b>36.935</b>	7.5	7.5	7.2	7.1	6.5	12.970	8.2			<b>42.970</b>	<b>79.905</b>	<a href="#">Pass 1</a>	<a href="#">Pass 2</a>
TRI - V-Elite 15 - 16 Males	1st	Nicolai Rodriguez	Dynamite Academy of Gymnastics	8.3	8.8	8.8	8.5	9.0	15.320	0.0		<b>41.420</b>	8.7	8.7	8.4	8.5	8.3	15.185	9.4			<b>50.185</b>	<b>91.605</b>	<a href="#">Pass 1</a>	<a href="#">Pass 2</a>
TRI - V-Elite 17 - 21 Females	1st	Corin Clark	Sandwell Flyers	8.5	8.7	8.7	8.7	8.7	15.745			<b>41.845</b>	8.1	8.2	7.9	7.9	7.6	14.925	10.5			<b>49.325</b>	<b>91.170</b>	<a href="#">Pass 1</a>	<a href="#">Pass 2</a>
TRI - V-Elite 17 - 21 Males	1st	Nicholas Smith	Aspire Trampoline Academy	8.6	8.7	8.7	8.8	8.3	15.275			<b>41.275</b>	8.5	8.6	8.2	8.2	7.6	15.260	7.9			<b>48.060</b>	<b>89.335</b>	<a href="#">Pass 1</a>	<a href="#">Pass 2</a>
TRI - V-Elite 17 - 21 Males	2nd	Frank Smith	Edgbarrow Trampoline Club	8.0	8.5	8.5	8.2	7.6	14.980			<b>39.680</b>	8.0	8.1	7.7	7.8	7.7	14.995	8.1			<b>46.595</b>	<b>86.275</b>	<a href="#">Pass 1</a>	<a href="#">Pass 2</a>
TRI - V-Elite 17 - 21 Males	3rd	Jamie Hudson	Edgbarrow Trampoline Club	8.1	8.2	8.2	8.2	7.7	14.480			<b>38.980</b>	7.9	7.9	7.6	7.7	7.5	14.715	8.8			<b>46.715</b>	<b>85.695</b>	<a href="#">Pass 1</a>	<a href="#">Pass 2</a>
TRI - V-Elite 17+ Females	1st	Sophie Brady	Edgbarrow Trampoline Club	8.1	8.6	8.6	8.4	8.6	14.675	1.6		<b>41.875</b>	8.4	8.5	8.2	8.1	7.5	14.490	8.6			<b>47.790</b>	<b>89.665</b>	<a href="#">Pass 1</a>	<a href="#">Pass 2</a>
TRI - V-Elite 17+ Females	2nd	Kasha Noga-bard	Skyriders Trampoline Place	7.5	8.0	8.0	7.6	8.0	15.515	2.7		<b>41.815</b>	7.6	7.7	7.3	7.4	7.2	14.370	10.4			<b>47.070</b>	<b>88.885</b>	<a href="#">Pass 1</a>	<a href="#">Pass 2</a>
TRI - V-Elite 17+ Males	1st	Noah Iasaac	Skyriders Trampoline Place	7.3	7.8	7.8	7.8	7.7	15.605	1.5		<b>40.405</b>	7.6	7.7	7.4	7.5	7.5	15.240	8.8			<b>46.640</b>	<b>87.045</b>	<a href="#">Pass 1</a>	<a href="#">Pass 2</a>
TRI - V-Elite 17+ Males	2nd	Wil Husnutdinov	Skyriders Trampoline Place	7.7	7.8	7.8	7.8	8.0	15.085	1.5	1.0	<b>38.985</b>	7.3	7.3	7.1	7.2	7.3	15.050	9.7	1.0		<b>45.550</b>	<b>84.535</b>	<a href="#">Pass 1</a>	<a href="#">Pass 2</a>
TRI - V-Open Ladies	1st	Rachel Tam	Skyriders Trampoline Place	8.1	8.2	8.2	8.5	8.5	15.710	6.0		<b>46.610</b>	8.0	8.1	7.7	7.8	7.5	14.935	14.2			<b>52.635</b>	<b>99.245</b>	<a href="#">Pass 1</a>	<a href="#">Pass 2</a>
TRI - V-Open Ladies	2nd	Mariola Garcia	Skyriders Trampoline Place	8.1	8.3	8.3	8.6	8.7	16.015	4.0		<b>45.215</b>	8.1	8.2	7.8	7.9	7.6	15.115	12.4			<b>51.315</b>	<b>96.530</b>	<a href="#">Pass 1</a>	<a href="#">Pass 2</a>
TRI - V-Open Ladies	3rd	Corin Clark	Sandwell Flyers	7.6	8.1	8.1	7.9	8.8	15.660	3.7		<b>43.460</b>	7.8	7.9	7.7	7.8	7.9	14.155	11.2			<b>48.855</b>	<b>92.315</b>	<a href="#">Pass 1</a>	<a href="#">Pass 2</a>
TRI - V-Open Ladies	4th	Katarina Rodriguez	Dynamite Academy of Gymnastics	8.2	8.6	8.6	8.3	8.9	14.425	3.9		<b>43.825</b>	8.2	8.3	8.0	8.1	8.0	13.910	9.4			<b>47.610</b>	<b>91.435</b>	<a href="#">Pass 1</a>	<a href="#">Pass 2</a>
TRI - V-Open Mens	1st	Nate Shuh	Skyriders Trampoline Place	8.2	8.7	8.7	8.6	8.9	17.725	5.2		<b>48.925</b>	8.0	8.1	7.8	7.7	7.1	16.625	15.8			<b>55.925</b>	<b>104.850</b>	<a href="#">Pass 1</a>	<a href="#">Pass 2</a>
TRI - V-Open Mens	2nd	Trevor Stirling	Skyriders Trampoline Place	7.7	8.2	8.2	7.8	8.8	16.825	5.6		<b>46.625</b>	7.7	7.8	7.6	7.4	6.8	16.755	15.4			<b>54.855</b>	<b>101.480</b>	<a href="#">Pass 1</a>	<a href="#">Pass 2</a>
TRI - V-Open Mens	3rd	Tom Leakey	Edgbarrow Trampoline Club	8.1	8.4	8.4	8.5	8.9	16.835	4.0		<b>46.135</b>	8.0	8.1	7.7	7.7	7.3	15.765	14.4			<b>53.565</b>	<b>99.700</b>	<a href="#">Pass 1</a>	<a href="#">Pass 2</a>
TRI - V-Open Mens	4th	Ethan Love	Skyriders Trampoline Place	7.6	7.8	7.8	8.0	8.0	16.270	5.6		<b>45.470</b>	7.4	7.5	7.3	7.4	7.5	16.145	14.4			<b>52.845</b>	<b>98.315</b>	<a href="#">Pass 1</a>	<a href="#">Pass 2</a>
TRI - V-Open Mens	5th	Sérgio Aniceto	AlgarveGYM	8.1	8.4	8.4	8.3	8.9	16.215	4.1		<b>45.415</b>	6.8	6.8	6.7	6.4	5.5	14.775	13.8			<b>48.475</b>	<b>93.890</b>	<a href="#">Pass 1</a>	<a href="#">Pass 2</a>
TRI - V-Start 9 - 10 Females	1st	Leonie Broux	Tolworth Gymnastics Club	7.8	7.8	7.6	7.7	8.0	10.875	0.0		<b>34.175</b>	7.9	7.8	7.8	8.3	7.2	11.280	2.4			<b>37.180</b>	<b>71.355</b>	<a href="#">Pass 1</a>	<a href="#">Pass 2</a>
TRI - V-Start 9 - 10 Females	2nd	Isla Ahearn	Edgbarrow Trampoline Club	7.8	8.3	7.9	8.3	8.0	9.260	0.0		<b>33.460</b>	7.7	7.5	7.7	8.1	8.0	9.520	2.0			<b>34.920</b>	<b>68.380</b>	<a href="#">Pass 1</a>	<a href="#">Pass 2</a>
TRI - V-Start 9 - 10 Females	3rd	Caitlin Godwin	Ultima TC	7.4	7.9	7.5	7.9	7.7	10.015	0.0		<b>33.115</b>	7.3	7.2	7.2	7.7	7.3	10.540	2.4			<b>34.740</b>	<b>67.855</b>	<a href="#">Pass 1</a>	<a href="#">Pass 2</a>
TRI - V-Start 9 - 10 Females	4th	Ava Wood	Tolworth Gymnastics Club	7.8	7.9	7.7	7.9	7.2	10.610	0.0		<b>34.010</b>	7.2	7.0	7.2	7.5	7.0	9.885	2.4			<b>33.685</b>	<b>67.695</b>	<a href="#">Pass 1</a>	<a href="#">Pass 2</a>
TRI - V-Start 9 - 10 Females	5th	Isabella Rumsby	Edgbarrow Trampoline Club	7.6	7.6	7.6	7.7	7.5	9.380	0.0		<b>32.180</b>	7.4	7.4	7.4	7.6	7.4	9.855	2.0			<b>34.055</b>	<b>66.235</b>	<a href="#">Pass 1</a>	<a href="#">Pass 2</a>
TRI - V-Start 9 - 10 Females	6th	Maisie Holley	Edgbarrow Trampoline Club	7.1	7.3	7.2	7.4	7.3	9.860	0.0		<b>31.660</b>	7.2	7.1	7.1	7.6	7.8	9.920	1.9			<b>33.720</b>	<b>65.380</b>	<a href="#">Pass 1</a>	<a href="#">Pass 2</a>
TRI - V-Start 9 - 10 Females	7th	Sadie Hartley	Urban School of Gymnastics	7.7	8.2	7.7	8.0	7.8	8.800	0.0		<b>32.300</b>	7.2	7.0	7.3	7.5	7.0	8.415	3.0			<b>32.915</b>	<b>65.215</b>	<a href="#">Pass 1</a>	<a href="#">Pass 2</a>
TRI - V-Start 9 - 10 Females	8th	Darci Mcmurtrie	Singapore Trampoline Academy	7.2	7.5	7.0	7.3	7.5	8.870	0.0		<b>30.870</b>	7.2	7.1	7.1	7.6	8.0	9.085	2.1			<b>33.085</b>	<b>63.955</b>	<a href="#">Pass 1</a>	<a href="#">Pass 2</a>
TRI - V-Start 9 - 10 Females	9th	Francesca Shutt	Town Flyers Trampoline Club	7.6	7.9	7.5	7.8	7.5	9.445	0.0		<b>32.345</b>	6.8	6.8	6.8	6.9	7.4	8.785	1.9			<b>31.185</b>	<b>63.530</b>	<a href="#">Pass 1</a>	<a href="#">Pass 2</a>
TRI - V-Start 9 - 10 Females	10th	Emily Bevan	Fusion Gymnastics Wales	7.3	7.5	7.2	7.5	7.9	8.840	0.0	1.0	<b>30.140</b>	7.5	7.4	7.5	7.6	7.7	8.360	2.5	1.0		<b>32.460</b>	<b>62.600</b>	<a href="#">Pass 1</a>	<a href="#">Pass 2</a>
TRI - V-Start 9 - 10 Females	11th	Charlotte Allen	Urban School of Gymnastics	6.7	6.7	6.6	6.8	7.0	8.805	0.0		<b>29.005</b>	7.6	7.3	7.5	8.0	7.1	8.565	2.1			<b>33.065</b>	<b>62.070</b>	<a href="#">Pass 1</a>	<a href="#">Pass 2</a>
TRI - V-Start 9 - 10 Females	12th	Georgie Lewis	Edgbarrow Trampoline Club	6.8	7.1	6.8	6.9	7.5	8.410	0.0		<b>29.210</b>	7.5	7.5	7.5	7.5	7.6	8.320	1.9			<b>32.720</b>	<b>61.930</b>	<a href="#">Pass 1</a>	<a href="#">Pass 2</a>
TRI - V-Start 9 - 10 Females	13th	Lily Thompson	Carlisle Trampoline Club	7.4	7.5	7.0	7.3	7.4	8.235	0.0		<b>30.335</b>	6.5	6.4	6.5	6.7	6.7	8.765	3.0			<b>31.465</b>	<b>61.800</b>	<a href="#">Pass 1</a>	<a href="#">Pass 2</a>
TRI - V-Start 9 - 10 Females	14th	Faye Trotter	Carlisle Trampoline Club	7.1	7.4	6.9	7.1	6.8	9.565	0.0		<b>30.665</b>	6.4	6.2	6.3	6.7	6.0	8.975	2.2			<b>30.075</b>	<b>60.740</b>	<a href="#">Pass 1</a>	<a href="#">Pass 2</a>
TRI - V-Start 9 - 10 Females	15th	Megan Phillips	Fusion Gymnastics Wales	7.6	7.6	7.4	7.4	7.4	7.935	0.0	1.0	<b>29.335</b>	7.2	7.0	7.2	7.5	7.1	8.000	2.9	1.0		<b>31.400</b>	<b>60.735</b>	<a href="#">Pass 1</a>	<a href="#">Pass 2</a>
TRI - V-Start 9 - 10 Females	16th	Pippa Leonard	Alchemy Trampoline and D.M.T Club	6.8	7.2	6.8	7.1	7.6	7.395	0.0		<b>28.495</b>	7.0	6.5	7.0	7.5	7.5	7.475	2.0			<b>30.975</b>	<b>59.470</b>	<a href="#">Pass 1</a>	<a href="#">Pass 2</a>
TRI - V-Start 9 - 10 Females	17th	Grace Kavanagh	Ls Gymnastics	6.9	6.9	6.7	6.8	6.5	8.235	0.0		<b>28.635</b>	6.4	6.2	6.5	6.5	6.2	8.330	2.1			<b>29.530</b>	<b>58.165</b>	<a href="#">Pass 1</a>	<a href="#">Pass 2</a>

Group	Pos	Name	Club	E1	E2	E3	E4	E5	ToF	Diff	Pen	Set	E1	E2	E3	E4	E5	ToF	Diff	Pen	Vol	Prelim	Pass 1	Pass 2
TRI - V-Start 9 - 10 Females	18th	Jasmine Stone	Alchemy Trampoline and D.M.T Club	7.3	7.4	6.9	7.1	6.6	7.205	0.0		<b>28.505</b>	6.8	6.7	6.8	6.9	6.9	7.105	2.0		<b>29.605</b>	<b>58.110</b>	<a href="#">Pass 1</a>	<a href="#">Pass 2</a>
TRI - V-Start 9 - 10 Females	19th	Elizabeth Stalenhoef	Heart of England Trampoline Club	6.4	6.6	6.3	6.5	6.3	7.510	0.0		<b>26.710</b>	6.3	5.9	6.3	6.8	6.9	7.985	2.2		<b>29.585</b>	<b>56.295</b>	<a href="#">Pass 1</a>	<a href="#">Pass 2</a>
TRI - V-Start 9 - 10 Females	20th	Harriet Bradshaw	Ls Gymnastics	6.2	6.6	6.3	6.5	6.6	7.655	0.0		<b>27.055</b>	5.9	5.8	5.9	6.0	6.5	8.045	2.4		<b>28.245</b>	<b>55.300</b>	<a href="#">Pass 1</a>	<a href="#">Pass 2</a>
TRI - V-Start 9 - 10 Females	21st	Lyla Robinson	Dynamo Trampoline Academy	6.4	6.5	6.5	6.7	6.9	7.495	0.0		<b>27.195</b>	6.0	5.6	6.0	6.4	6.6	6.485	2.5		<b>27.385</b>	<b>54.580</b>	<a href="#">Pass 1</a>	<a href="#">Pass 2</a>
TRI - V-Start 9 - 10 Males	1st	Aidan Hartman	Singapore Trampoline Academy	7.0	7.5	7.4	7.6	7.7	11.060	0.0		<b>33.560</b>	7.6	7.3	7.7	7.9	7.9	10.855	2.4		<b>36.455</b>	<b>70.015</b>	<a href="#">Pass 1</a>	<a href="#">Pass 2</a>
TRI - V-Start 9 - 10 Males	2nd	Harrison Clancey-Agius	Singapore Trampoline Academy	7.0	7.3	7.0	7.2	7.7	11.010	0.0		<b>32.510</b>	6.9	6.9	6.9	7.0	6.7	10.510	3.0		<b>34.210</b>	<b>66.720</b>	<a href="#">Pass 1</a>	<a href="#">Pass 2</a>
TRI - V-Start 9 - 10 Males	3rd	Leo Logan	Carlisle Trampoline Club	5.9	6.0	5.9	6.1	6.0	9.495	0.0		<b>27.395</b>	6.1	6.1	6.1	6.2	6.4	9.275	1.3		<b>28.975</b>	<b>56.370</b>	<a href="#">Pass 1</a>	<a href="#">Pass 2</a>
TRI - V-Start 9 - 10 Males	4th	Toby Wilson	Carlisle Trampoline Club	6.1	6.6	6.1	6.3	6.7	8.285	0.0		<b>27.285</b>	5.9	5.6	6.1	6.2	6.5	8.515	2.1		<b>28.815</b>	<b>56.100</b>	<a href="#">Pass 1</a>	<a href="#">Pass 2</a>
TRI - V-Start 11 - 12 Females	1st	Caitlin Basterfield	Sandwell Flyers	8.2	8.2	7.9	8.0	7.7	12.180	0.0		<b>36.280</b>	7.9	7.6	8.0	8.3	8.0	12.100	3.0		<b>39.000</b>	<b>75.280</b>	<a href="#">Pass 1</a>	<a href="#">Pass 2</a>
TRI - V-Start 11 - 12 Females	2nd	Molly Evans	Tolworth Gymnastics Club	7.6	7.9	7.7	8.0	7.4	12.790	0.0		<b>35.990</b>	7.3	6.9	7.4	7.6	6.8	13.000	2.9		<b>37.500</b>	<b>73.490</b>	<a href="#">Pass 1</a>	<a href="#">Pass 2</a>
TRI - V-Start 11 - 12 Females	3rd	Olivia Kipling	Tolworth Gymnastics Club	7.0	7.4	7.3	7.4	7.5	12.365	0.0		<b>34.465</b>	7.4	7.0	7.4	7.9	7.6	12.210	3.0		<b>37.610</b>	<b>72.075</b>	<a href="#">Pass 1</a>	<a href="#">Pass 2</a>
TRI - V-Start 11 - 12 Females	4th	Grace Hobbs	Ultimate Trampoline Club	8.0	8.2	7.9	8.2	7.5	11.495	0.0		<b>35.595</b>	7.2	7.1	7.2	7.4	6.7	11.270	3.0		<b>35.770</b>	<b>71.365</b>	<a href="#">Pass 1</a>	<a href="#">Pass 2</a>
TRI - V-Start 11 - 12 Females	5th	Sophie Mallinson	Town Flyers Trampoline Club	8.0	8.0	7.7	7.8	7.6	11.890	0.0		<b>35.390</b>	7.5	7.5	7.5	7.7	7.7	11.370	1.6		<b>35.670</b>	<b>71.060</b>	<a href="#">Pass 1</a>	<a href="#">Pass 2</a>
TRI - V-Start 11 - 12 Females	6th	Bethany Mcgowan	Edgbarrow Trampoline Club	7.9	8.1	7.7	8.0	7.9	11.155	0.0		<b>34.955</b>	7.3	7.3	7.4	7.4	7.2	10.965	3.0		<b>35.965</b>	<b>70.920</b>	<a href="#">Pass 1</a>	<a href="#">Pass 2</a>
TRI - V-Start 11 - 12 Females	7th	Amelie Westbrook	Ls Gymnastics	7.6	8.0	7.5	7.7	6.9	10.560	0.0		<b>33.360</b>	7.8	7.5	7.8	8.3	7.7	11.200	3.0		<b>37.500</b>	<b>70.860</b>	<a href="#">Pass 1</a>	<a href="#">Pass 2</a>
TRI - V-Start 11 - 12 Females	8th	Maya Guelbert	Edgbarrow Trampoline Club	7.3	7.3	7.3	7.5	7.9	11.890	0.0		<b>33.990</b>	7.4	7.1	7.6	7.6	7.5	11.290	3.0		<b>36.790</b>	<b>70.780</b>	<a href="#">Pass 1</a>	<a href="#">Pass 2</a>
TRI - V-Start 11 - 12 Females	9th	Summer Wend	Urban School of Gymnastics	7.2	7.7	7.6	7.9	8.2	10.840	0.0		<b>34.040</b>	7.5	7.3	7.5	7.7	7.9	11.015	3.0		<b>36.715</b>	<b>70.755</b>	<a href="#">Pass 1</a>	<a href="#">Pass 2</a>
TRI - V-Start 11 - 12 Females	10th	Luisa Bianco	Sandwell Flyers	7.1	7.6	7.4	7.5	7.8	11.060	0.0		<b>33.560</b>	7.5	7.2	7.5	8.0	7.9	11.240	3.0		<b>37.140</b>	<b>70.700</b>	<a href="#">Pass 1</a>	<a href="#">Pass 2</a>
TRI - V-Start 11 - 12 Females	11th	Iris Lowton-Holland	Urban School of Gymnastics	7.4	7.7	7.6	7.8	7.7	10.615	0.0		<b>33.615</b>	7.5	7.3	7.5	7.9	7.3	10.885	3.0		<b>36.185</b>	<b>69.800</b>	<a href="#">Pass 1</a>	<a href="#">Pass 2</a>
TRI - V-Start 11 - 12 Females	12th	Lily-Mae Eades	Sandwell Flyers	7.2	7.7	7.4	7.6	7.6	10.725	0.0		<b>33.325</b>	7.4	7.2	7.5	7.7	7.2	11.220	3.0		<b>36.320</b>	<b>69.645</b>	<a href="#">Pass 1</a>	<a href="#">Pass 2</a>
TRI - V-Start 11 - 12 Females	13th	Hannah Welch	Fusion Gymnastics Wales	7.9	8.0	7.7	7.9	8.0	11.130	0.0	1.0	<b>33.930</b>	7.4	7.2	7.5	7.7	7.2	11.265	3.0	1.0	<b>35.365</b>	<b>69.295</b>	<a href="#">Pass 1</a>	<a href="#">Pass 2</a>
TRI - V-Start 11 - 12 Females	14th	Grace Staffins	Abbey High Fliers	7.6	7.9	7.4	7.6	7.2	11.265	0.0		<b>33.865</b>	7.5	7.1	7.6	7.8	7.1	11.265	1.9		<b>35.365</b>	<b>69.230</b>	<a href="#">Pass 1</a>	<a href="#">Pass 2</a>
TRI - V-Start 11 - 12 Females	15th	Gabriela Watts	Edgbarrow Trampoline Club	7.7	7.8	7.3	7.6	7.2	10.810	0.0		<b>33.410</b>	7.7	7.6	7.6	8.0	7.4	10.760	1.9		<b>35.560</b>	<b>68.970</b>	<a href="#">Pass 1</a>	<a href="#">Pass 2</a>
TRI - V-Start 11 - 12 Females	16th	Lois Drummond	Ultima TC	7.3	7.6	7.5	7.7	7.0	10.975	0.0		<b>33.375</b>	7.2	6.9	7.3	7.6	7.0	11.645	2.4		<b>35.545</b>	<b>68.920</b>	<a href="#">Pass 1</a>	<a href="#">Pass 2</a>
TRI - V-Start 11 - 12 Females	17th	Eleanor Yabsley	Edgbarrow Trampoline Club	7.3	7.6	7.2	7.5	7.6	11.065	0.0		<b>33.465</b>	7.1	6.9	7.2	7.2	7.2	10.405	2.9		<b>34.805</b>	<b>68.270</b>	<a href="#">Pass 1</a>	<a href="#">Pass 2</a>
TRI - V-Start 11 - 12 Females	18th	Isabella Plant	Skybound	7.1	7.4	7.4	7.4	7.6	11.015	0.0		<b>33.215</b>	6.9	6.5	6.9	7.3	6.8	10.595	3.0		<b>34.195</b>	<b>67.410</b>	<a href="#">Pass 1</a>	<a href="#">Pass 2</a>
TRI - V-Start 11 - 12 Females	19th	Seren Stevens	Edgbarrow Trampoline Club	6.8	6.8	6.8	6.9	7.2	11.590	0.0		<b>32.090</b>	7.0	7.0	7.0	7.1	7.0	11.335	1.9		<b>34.235</b>	<b>66.325</b>	<a href="#">Pass 1</a>	<a href="#">Pass 2</a>
TRI - V-Start 11 - 12 Females	20th	Chloe Frecklington	Lincoln Imps	7.5	7.5	7.2	7.3	7.8	10.430	0.0		<b>32.730</b>	6.7	6.7	6.8	6.8	6.8	10.010	3.0		<b>33.310</b>	<b>66.040</b>	<a href="#">Pass 1</a>	<a href="#">Pass 2</a>
TRI - V-Start 11 - 12 Females	21st	Flora Blackburn	Edgbarrow Trampoline Club	7.0	7.3	7.3	7.4	6.8	10.090	0.0		<b>31.690</b>	7.2	7.0	7.1	7.5	7.3	10.540	2.2		<b>34.340</b>	<b>66.030</b>	<a href="#">Pass 1</a>	<a href="#">Pass 2</a>
TRI - V-Start 11 - 12 Females	22nd	Isla Saterlay	Abbey High Fliers	7.6	7.7	7.5	7.6	7.2	10.425	0.0		<b>33.125</b>	7.0	6.9	7.1	7.1	7.0	9.820	1.9		<b>32.820</b>	<b>65.945</b>	<a href="#">Pass 1</a>	<a href="#">Pass 2</a>
TRI - V-Start 11 - 12 Females	23rd	Scarlett Jenkins	Urban School of Gymnastics	7.4	7.5	7.1	7.2	7.0	10.175	0.0		<b>31.875</b>	6.8	6.4	6.9	7.2	6.6	10.285	2.9		<b>33.485</b>	<b>65.360</b>	<a href="#">Pass 1</a>	<a href="#">Pass 2</a>
TRI - V-Start 11 - 12 Females	24th	Mylene Broux	Tolworth Gymnastics Club	6.9	7.3	6.9	7.2	7.0	11.000	0.0		<b>32.100</b>	6.6	6.3	6.7	7.0	6.7	10.610	2.4		<b>33.010</b>	<b>65.110</b>	<a href="#">Pass 1</a>	<a href="#">Pass 2</a>
TRI - V-Start 11 - 12 Females	25th	Imani Jones	Harrogate Gymnastics Club	7.7	7.7	7.2	7.5	7.2	11.465	0.0		<b>33.865</b>	6.9	6.8	6.8	7.3	7.1	8.505	1.9		<b>31.205</b>	<b>65.070</b>	<a href="#">Pass 1</a>	<a href="#">Pass 2</a>
TRI - V-Start 11 - 12 Females	26th	Addison Williams	Urban School of Gymnastics	7.7	7.7	7.2	7.4	6.6	9.940	0.0		<b>32.240</b>	6.7	6.4	6.9	7.0	6.6	10.170	2.1		<b>32.470</b>	<b>64.710</b>	<a href="#">Pass 1</a>	<a href="#">Pass 2</a>
TRI - V-Start 11 - 12 Females	27th	Niamh Angel-Webb	Urban School of Gymnastics	7.1	7.1	7.0	7.1	7.0	10.370	0.0		<b>31.570</b>	6.8	6.6	6.8	7.2	6.4	9.840	2.9		<b>32.940</b>	<b>64.510</b>	<a href="#">Pass 1</a>	<a href="#">Pass 2</a>
TRI - V-Start 11 - 12 Females	28th	Molly Lunt	Dynamo Trampoline Academy	6.7	6.8	6.7	6.9	6.9	10.180	0.0		<b>30.580</b>	6.7	6.6	6.8	6.8	6.6	10.135	2.9		<b>33.135</b>	<b>63.715</b>	<a href="#">Pass 1</a>	<a href="#">Pass 2</a>
TRI - V-Start 11 - 12 Females	29th	Lily Brown	Ls Gymnastics	6.5	6.9	6.9	7.0	6.7	10.280	0.0		<b>30.780</b>	6.9	6.7	6.9	7.2	6.7	10.115	2.2		<b>32.815</b>	<b>63.595</b>	<a href="#">Pass 1</a>	<a href="#">Pass 2</a>
TRI - V-Start 11 - 12 Females	30th	Grace Freeland	Aspire Trampoline Academy	6.5	6.9	6.5	6.9	6.8	10.385	0.0		<b>30.585</b>	6.5	6.1	6.6	6.9	6.8	10.315	2.5		<b>32.715</b>	<b>63.300</b>	<a href="#">Pass 1</a>	<a href="#">Pass 2</a>
TRI - V-Start 11 - 12 Females	31st	Tiarna Frost	Ls Gymnastics	7.0	7.0	6.7	6.8	5.8	9.405	0.0		<b>29.905</b>	6.8	6.7	6.7	7.0	6.0	9.875	3.0		<b>33.075</b>	<b>62.980</b>	<a href="#">Pass 1</a>	<a href="#">Pass 2</a>
TRI - V-Start 11 - 12 Females	32nd	Chloe Beaumont	Town Flyers Trampoline Club	7.3	7.4	6.9	7.1	5.5	9.580	0.0		<b>30.880</b>	6.9	6.6	6.9	7.2	5.7	9.450	2.0		<b>31.850</b>	<b>62.730</b>	<a href="#">Pass 1</a>	<a href="#">Pass 2</a>
TRI - V-Start 11 - 12 Females	33rd	Lucy Allsopp	Heart of England Trampoline Club	6.3	6.7	6.4	6.6	6.4	9.220	0.0		<b>28.620</b>	6.3	6.0	6.4	6.7	6.3	8.265	2.1		<b>29.365</b>	<b>57.985</b>	<a href="#">Pass 1</a>	<a href="#">Pass 2</a>
TRI - V-Start 11 - 12 Females	34th	Sophie Callaghan	Heart of England Trampoline Club	5.9	6.1	5.8	6.1	6.4	9.215	0.0		<b>27.315</b>	6.1	5.9	6.2	6.2	6.0	7.965	2.2		<b>28.465</b>	<b>55.780</b>	<a href="#">Pass 1</a>	<a href="#">Pass 2</a>
TRI - V-Start 11 - 12 Males	1st	Freddie Davies	Heart of England Trampoline Club	6.4	6.9	6.7	7.0	7.2	10.175	0.0		<b>30.775</b>	7.1	6.8	7.0	7.5	6.9	10.210	2.2		<b>33.410</b>	<b>64.185</b>	<a href="#">Pass 1</a>	<a href="#">Pass 2</a>

Group	Pos	Name	Club	E1	E2	E3	E4	E5	ToF	Diff	Pen	Set	E1	E2	E3	E4	E5	ToF	Diff	Pen	Vol	Prelim	Pass 1	Pass 2
TRI - V-Start 11 - 12 Males	2nd	Alexander Hunt	Dynamo Trampoline Academy	5.9	6.4	6.4	6.6	6.5	9.980	0.0		<b>29.280</b>	6.7	6.4	6.7	7.1	5.9	8.905	2.5		<b>31.205</b>	<b>60.485</b>	<a href="#">Pass 1</a>	<a href="#">Pass 2</a>
TRI - V-Start 11 - 12 Males	3rd	Cole Johnson	Dynamo Trampoline Academy	6.0	6.3	6.0	6.3	5.7	10.240	0.0		<b>28.540</b>	6.0	5.8	6.1	6.1	6.1	10.210	2.1		<b>30.510</b>	<b>59.050</b>	<a href="#">Pass 1</a>	<a href="#">Pass 2</a>
TRI - V-Start 13 - 14 Females	1st	Willow Gill	Abbey High Fliers	8.0	8.1	8.0	8.2	8.6	12.110			<b>36.410</b>	7.7	7.4	7.9	8.0	8.4	12.155	2.4		<b>38.155</b>	<b>74.565</b>	<a href="#">Pass 1</a>	<a href="#">Pass 2</a>
TRI - V-Start 13 - 14 Females	2nd	Eloise Hackett	Edgbarrow Trampoline Club	7.9	8.1	7.8	8.1	8.4	11.895			<b>35.995</b>	7.6	7.4	7.5	8.0	8.0	12.360	3.0		<b>38.460</b>	<b>74.455</b>	<a href="#">Pass 1</a>	<a href="#">Pass 2</a>
TRI - V-Start 13 - 14 Females	3rd	Emily Rooke	Edgbarrow Trampoline Club	7.8	8.1	7.8	8.1	8.4	12.270			<b>36.270</b>	7.4	7.2	7.6	7.6	7.8	12.200	2.4		<b>37.200</b>	<b>73.470</b>	<a href="#">Pass 1</a>	<a href="#">Pass 2</a>
TRI - V-Start 13 - 14 Females	4th	Jess Morris	Edgbarrow Trampoline Club	7.9	8.2	8.0	8.1	9.0	11.970			<b>36.270</b>	7.6	7.6	7.6	7.6	8.6	10.995	2.9		<b>36.695</b>	<b>72.965</b>	<a href="#">Pass 1</a>	<a href="#">Pass 2</a>
TRI - V-Start 13 - 14 Females	5th	Eva Mansell	Sandwell Flyers	7.9	7.9	7.6	7.8	7.9	11.040			<b>34.640</b>	7.7	7.5	7.7	8.1	8.3	11.660	3.0		<b>38.160</b>	<b>72.800</b>	<a href="#">Pass 1</a>	<a href="#">Pass 2</a>
TRI - V-Start 13 - 14 Females	6th	Lily Black	Aspire Trampoline Academy	8.0	7.8	8.1	8.1	7.7	10.290			<b>34.190</b>	7.6	7.3	7.6	8.0	8.2	11.865	3.0		<b>38.065</b>	<b>72.255</b>	<a href="#">Pass 1</a>	<a href="#">Pass 2</a>
TRI - V-Start 13 - 14 Females	7th	Emma Griggs	Edgbarrow Trampoline Club	8.2	8.2	7.7	7.9	7.8	10.790			<b>34.690</b>	7.6	7.4	7.6	7.8	7.4	11.445	3.0		<b>37.045</b>	<b>71.735</b>	<a href="#">Pass 1</a>	<a href="#">Pass 2</a>
TRI - V-Start 13 - 14 Females	8th	Josie Sivyver	Skybound	7.6	7.9	7.8	8.0	7.9	11.805			<b>35.405</b>	7.3	7.0	7.3	7.6	6.7	11.035	3.0		<b>35.635</b>	<b>71.040</b>	<a href="#">Pass 1</a>	<a href="#">Pass 2</a>
TRI - V-Start 13 - 14 Females	9th	Jessica Lawless	Urban School of Gymnastics	7.5	7.7	7.5	7.7	6.9	11.325			<b>34.025</b>	7.4	7.4	7.5	7.5	6.7	11.445	3.0		<b>36.745</b>	<b>70.770</b>	<a href="#">Pass 1</a>	<a href="#">Pass 2</a>
TRI - V-Start 13 - 14 Females	10th	Philippa King	Abbey High Fliers	8.0	8.2	8.0	8.3	7.8	10.770			<b>34.970</b>	7.8	7.7	7.7	8.2	7.6	10.595	2.0		<b>35.795</b>	<b>70.765</b>	<a href="#">Pass 1</a>	<a href="#">Pass 2</a>
TRI - V-Start 13 - 14 Females	11th	Taylor Spittle	Ultimate Trampoline Club	7.6	8.0	7.6	7.8	7.6	10.775			<b>33.775</b>	7.4	7.1	7.4	7.7	7.2	10.505	1.9		<b>34.405</b>	<b>68.180</b>	<a href="#">Pass 1</a>	<a href="#">Pass 2</a>
TRI - V-Start 13 - 14 Females	12th	Amelie Huband	Heart of England Trampoline Club	6.8	7.3	7.1	7.4	7.4	11.700			<b>33.500</b>	6.9	6.7	7.0	7.0	7.2	11.340	2.3		<b>34.540</b>	<b>68.040</b>	<a href="#">Pass 1</a>	<a href="#">Pass 2</a>
TRI - V-Start 13 - 14 Females	13th	Evelyn Wake	Lincoln Imps	7.1	7.6	7.5	7.7	8.0	10.580			<b>33.380</b>	7.1	7.1	7.1	7.2	7.4	10.300	2.9		<b>34.600</b>	<b>67.980</b>	<a href="#">Pass 1</a>	<a href="#">Pass 2</a>
TRI - V-Start 13 - 14 Females	14th	Niamh Afia	Fusion Gymnastics Wales	7.6	7.9	7.7	7.9	7.8	10.820	1.0		<b>33.220</b>	7.2	6.9	7.3	7.6	7.0	10.070	3.0	1.0	<b>33.570</b>	<b>66.790</b>	<a href="#">Pass 1</a>	<a href="#">Pass 2</a>
TRI - V-Start 13 - 14 Females	15th	Tess Dennis	Heart of England Trampoline Club	6.7	7.1	7.1	7.3	6.7	11.475			<b>32.375</b>	6.8	6.5	6.9	7.0	6.7	11.550	2.3		<b>34.250</b>	<b>66.625</b>	<a href="#">Pass 1</a>	<a href="#">Pass 2</a>
TRI - V-Start 13 - 14 Females	16th	Elle-May Wright	Heart of England Trampoline Club	6.3	6.8	6.7	6.8	7.1	11.420			<b>31.720</b>	6.7	6.5	6.8	6.9	7.0	11.380	2.2		<b>33.980</b>	<b>65.700</b>	<a href="#">Pass 1</a>	<a href="#">Pass 2</a>
TRI - V-Start 13 - 14 Females	17th	Imogen Robinson	Edgbarrow Trampoline Club	6.4	6.9	6.7	6.9	6.9	10.940			<b>31.440</b>	7.1	6.9	7.0	7.5	7.3	10.905	1.9		<b>34.205</b>	<b>65.645</b>	<a href="#">Pass 1</a>	<a href="#">Pass 2</a>
TRI - V-Start 13 - 14 Females	18th	Ava Forster-Green	Heart of England Trampoline Club	7.0	7.0	6.7	6.8	6.1	10.785			<b>31.285</b>	6.5	6.5	6.5	6.7	6.7	10.620	2.1		<b>32.420</b>	<b>63.705</b>	<a href="#">Pass 1</a>	<a href="#">Pass 2</a>
TRI - V-Start 13 - 14 Females	19th	Amelia Tonks	Heart of England Trampoline Club	6.4	6.9	6.8	7.1	6.8	10.290			<b>30.790</b>	6.6	6.3	6.8	6.8	7.5	10.360	2.1		<b>32.660</b>	<b>63.450</b>	<a href="#">Pass 1</a>	<a href="#">Pass 2</a>
TRI - V-Start 13 - 14 Females	20th	Grace Johnson	Heart of England Trampoline Club	6.9	7.0	6.7	6.8	6.3	10.710			<b>31.110</b>	6.5	6.2	6.7	6.7	6.2	10.465	2.3		<b>32.165</b>	<b>63.275</b>	<a href="#">Pass 1</a>	<a href="#">Pass 2</a>
TRI - V-Start 13 - 14 Females	21st	Imogen Pinney	Ls Gymnastics	6.8	7.2	6.9	7.2	6.2	10.190			<b>31.090</b>	6.9	6.5	7.0	7.3	6.4	9.650	2.1		<b>32.150</b>	<b>63.240</b>	<a href="#">Pass 1</a>	<a href="#">Pass 2</a>
TRI - V-Start 13 - 14 Females	22nd	Clara Lopes	West Wight Trampoline Club	6.3	6.8	6.8	7.0	7.0	10.050			<b>30.650</b>	6.8	6.3	6.8	7.3	7.0	10.015	1.8		<b>32.415</b>	<b>63.065</b>	<a href="#">Pass 1</a>	<a href="#">Pass 2</a>
TRI - V-Start 13 - 14 Females	23rd	Raffaella Vecchi Igoe	Edgbarrow Trampoline Club	6.8	7.0	6.9	7.1	6.7	9.825			<b>30.525</b>	6.8	6.4	6.8	7.3	6.8	9.875	2.0		<b>32.275</b>	<b>62.800</b>	<a href="#">Pass 1</a>	<a href="#">Pass 2</a>
TRI - V-Start 13 - 14 Males	1st	Callum Clarke	Ultimate Trampoline Club	7.4	7.5	7.2	7.4	7.1	10.295	0.0		<b>32.295</b>	7.1	6.9	7.1	7.4	6.9	10.245	3.0		<b>34.345</b>	<b>66.640</b>	<a href="#">Pass 1</a>	<a href="#">Pass 2</a>
TRI - V-Start 13 - 14 Males	2nd	Noah Brown	Singapore Trampoline Academy	6.2	6.6	6.1	6.5	6.3	11.285	0.0		<b>30.285</b>	7.0	6.8	7.0	7.4	6.6	11.130	2.0		<b>33.930</b>	<b>64.215</b>	<a href="#">Pass 1</a>	<a href="#">Pass 2</a>
TRI - V-Start 13 - 14 Males	3rd	Archie Hughes	Dynamo Trampoline Academy	5.9	6.0	5.9	6.1	5.7	10.610	0.0		<b>28.410</b>	6.4	6.2	6.4	6.6	5.4	10.990	3.0		<b>32.990</b>	<b>61.400</b>	<a href="#">Pass 1</a>	<a href="#">Pass 2</a>
TRI - V-Start 15 - 16 Females	1st	Alice Bruun	Edgbarrow Trampoline Club	8.2	8.4	8.3	8.4	9.2	13.590			<b>38.690</b>	8.1	8.1	8.1	8.7	9.0	13.850	3.0		<b>41.750</b>	<b>80.440</b>		
TRI - V-Start 15 - 16 Females	2nd	Emma Kendall	Edgbarrow Trampoline Club	7.2	7.5	7.4	7.7	7.6	11.430			<b>33.930</b>	7.7	7.6	7.7	7.9	8.0	11.950	2.0		<b>37.250</b>	<b>71.180</b>		
TRI - V-Start 15 - 16 Females	3rd	Yi Fan Wu (claire) Yi Fan	Singapore Trampoline Academy	7.5	7.5	7.4	7.6	7.1	11.390			<b>33.790</b>	7.1	6.9	7.2	7.2	7.1	11.270	2.2		<b>34.870</b>	<b>68.660</b>		
TRI - V-Start 15 - 16 Females	4th	Olivia Stier	Town Flyers Trampoline Club	7.4	7.7	7.2	7.6	6.9	11.255			<b>33.455</b>	6.9	6.7	7.0	7.0	7.2	12.025	2.0		<b>34.925</b>	<b>68.380</b>		
TRI - V-Start 15 - 16 Females	5th	Sadie Norris	Aire Trampoline Club	6.9	7.2	7.1	7.3	7.6	10.640			<b>32.240</b>	7.3	7.3	7.3	7.4	7.8	10.520	2.2		<b>34.720</b>	<b>66.960</b>		
TRI - V-Start 15 - 16 Females	6th	Kyra Liddington	Fusion Gymnastics Wales	7.7	7.9	7.5	7.8	7.3	10.620	1.0		<b>32.620</b>	6.9	6.9	6.9	6.9	6.9	10.205	3.0	1.0	<b>32.905</b>	<b>65.525</b>		
TRI - V-Start 15 - 16 Females	7th	Emily Campbell Lambert	Skybound	6.6	7.0	6.6	6.9	7.1	10.770			<b>31.270</b>	6.7	6.7	6.7	6.8	7.0	11.105	2.0		<b>33.305</b>	<b>64.575</b>		
TRI - V-Start 15 - 16 Females	8th	Rebecca Sage	Skybound	7.0	7.2	6.7	7.0	7.0	10.265			<b>31.265</b>	6.6	6.3	6.8	6.8	7.1	10.045	2.1		<b>32.345</b>	<b>63.610</b>		
TRI - V-Start 15 - 16 Females	9th	Lois Prodger	Skybound	6.6	6.6	6.5	6.6	6.8	10.165			<b>29.965</b>	6.5	6.1	6.6	6.9	7.3	10.250	2.0		<b>32.250</b>	<b>62.215</b>		
TRI - V-Start 15 - 16 Females	10th	Millie Barker	Ultimate Trampoline Club	6.0	6.4	6.4	6.7	6.2	9.705			<b>28.705</b>	6.5	6.2	6.5	6.9	6.2	9.850	1.9		<b>30.950</b>	<b>59.655</b>		
TRI - V-Start 15 - 16 Males	1st	Ben Watson	London Trampoline Academy	7.1	7.6	7.2	7.5	7.2	10.995	0.0		<b>32.895</b>	7.4	7.3	7.3	7.7	7.7	11.095	2.1		<b>35.595</b>	<b>68.490</b>	<a href="#">Pass 1</a>	<a href="#">Pass 2</a>
TRI - V-Start 15 - 16 Males	2nd	Alfie Rosam-Lee	Abbey High Fliers	7.5	7.6	7.2	7.4	7.4	11.540			<b>33.840</b>	7.0	6.9	7.1	7.1	7.3	11.440	1.9		<b>34.540</b>	<b>68.380</b>	<a href="#">Pass 1</a>	<a href="#">Pass 2</a>
TRI - V-Start 17+ Females	1st	Madeline Waldock	Abbey High Fliers	7.6	8.1	8.0	8.3	8.4	12.590	0.0		<b>36.990</b>	7.9	7.8	8.0	8.0	8.3	12.580	2.0		<b>38.480</b>	<b>75.470</b>	<a href="#">Pass 1</a>	<a href="#">Pass 2</a>

Group	Pos	Name	Club	E1	E2	E3	E4	E5	ToF	Diff	Pen	Set	E1	E2	E3	E4	E5	ToF	Diff	Pen	Vol	Prelim	Pass 1	Pass 2
TRI - V-Start 17+ Females	2nd	Siying Pek	Singapore Trampoline Academy	7.8	8.3	7.8	8.1	8.6	12.185	0.0	1.0	<b>35.385</b>	7.9	7.5	7.9	8.4	8.4	12.105	2.9	1.0	<b>38.205</b>	<b>73.590</b>	<a href="#">Pass 1</a>	<a href="#">Pass 2</a>
TRI - V-Start 17+ Females	3rd	Lucy Wodroff	Ultima TC	7.0	7.1	6.8	7.0	7.3	12.020	0.0		<b>33.120</b>	6.9	6.6	7.1	7.2	7.2	12.310	2.4		<b>35.910</b>	<b>69.030</b>	<a href="#">Pass 1</a>	<a href="#">Pass 2</a>
TRI - V-Start 17+ Females	4th	Isabelle Prodger	Skybound	6.9	7.3	6.8	7.1	6.5	9.145	0.0		<b>29.945</b>	6.7	6.3	6.7	7.1	5.9	8.865	2.4		<b>30.965</b>	<b>60.910</b>	<a href="#">Pass 1</a>	<a href="#">Pass 2</a>
TRI - V-Start 17+ Males	1st	Mark Burtenshaw	London Trampoline Academy	7.8	7.8	7.4	7.5	7.7	10.935	0.0		<b>33.935</b>	7.4	7.1	7.3	7.8	7.4	10.840	2.5		<b>35.440</b>	<b>69.375</b>	<a href="#">Pass 1</a>	<a href="#">Pass 2</a>

Group	Pos	Name	Club	E1	E2	E3	E4	E5	ToF	Diff	Pen	Set	E1	E2	E3	E4	E5	ToF	Diff	Pen	Vol	Prelim	Pass 1	Pass 2
Dis - V-Para 13 - 16 L1 Mixed	1st	Angharad Evans	Twisters South Wales RTC	6.7	7.2	7.2	6.8	7.0	8.795	0.0		<b>29.495</b>	7.2	7.3	7.0	7.0	6.7	8.105	1.2		<b>30.205</b>	<b>59.700</b>	<a href="#">Pass 1</a>	<a href="#">Pass 2</a>
Dis - V-Para 17+ L 1 Mixed	1st	Diya Haridas	Twisters South Wales RTC	6.1	6.2	6.2	6.5	6.1	7.625	0.0		<b>26.125</b>	7.5	7.5	7.0	7.1	6.7	7.570	0.5		<b>29.670</b>	<b>55.795</b>	<a href="#">Pass 1</a>	<a href="#">Pass 2</a>
Dis - V-Para 13 - 16 L2 Mixed	1st	Angel Eames	Twisters South Wales RTC	7.2	7.6	7.6	7.5	7.7	12.255	0.0		<b>34.955</b>	7.4	7.5	7.2	7.2	6.8	11.905	4.0		<b>37.705</b>	<b>72.660</b>	<a href="#">Pass 1</a>	<a href="#">Pass 2</a>
Dis - V-Para 17+ L2 Mixed	1st	Lauren Douce	Lincoln Imps	7.5	7.5	7.0	7.2	7.3	10.630	0.0		<b>32.630</b>	7.2	7.0	7.3	7.4	7.1	10.785	3.0		<b>35.385</b>	<b>68.015</b>	<a href="#">Pass 1</a>	<a href="#">Pass 2</a>

Group	Pos	Name	Club	E1	E2	E3	E4	E5	Diff	Pen	Pass 1	E1	E2	E3	E4	E5	Diff	Pen	Pass 2	Prelim	Pass 1	Pass 2
DMT - V-Base 9 - 12 Females	1st	Lucy Pook	Alchemy Trampoline and D.M.T Club	9.6	9.7	9.1	9.2	9.5	2.7		<b>31.00</b>	9.7	9.6	9.4	9.5	9.6	2.9		<b>31.60</b>	<b>62.60</b>	<a href="#">Pass 1</a>	<a href="#">Pass 2</a>
DMT - V-Base 9 - 12 Females	2nd	Maddy Philbrook	Sandwell Flyers	9.6	9.7	9.3	9.3	9.7	1.3		<b>29.90</b>	9.5	9.4	9.2	9.4	9.5	1.2		<b>29.50</b>	<b>59.40</b>	<a href="#">Pass 1</a>	<a href="#">Pass 2</a>
DMT - V-Base 9 - 12 Females	3rd	Caitlin Basterfield	Sandwell Flyers	9.4	9.5	8.9	9.0	9.2	1.2		<b>28.80</b>	9.2	9.1	9.0	9.1	9.1	1.2		<b>28.50</b>	<b>57.30</b>	<a href="#">Pass 1</a>	<a href="#">Pass 2</a>
DMT - V-Base 9 - 12 Females	4th	Molly Lunt	Dynamo Trampoline Academy	9.2	9.3	8.7	8.7	9.2	1.1		<b>28.20</b>	9.0	8.9	8.8	8.9	8.9	1.2		<b>27.90</b>	<b>56.10</b>	<a href="#">Pass 1</a>	<a href="#">Pass 2</a>
DMT - V-Base 9 - 12 Females	5th	Lyla Robinson	Dynamo Trampoline Academy	8.9	8.9	8.9	8.9	9.0	1.0		<b>27.70</b>	9.0	9.0	8.9	8.9	9.0	1.2		<b>28.10</b>	<b>55.80</b>	<a href="#">Pass 1</a>	<a href="#">Pass 2</a>
DMT - V-Base 9 - 12 Males	1st	Cole Johnson	Dynamo Trampoline Academy	9.1	9.1	8.8	8.8	9.0	1.0		<b>27.90</b>	8.8	8.9	8.8	8.8	9.0	1.2	0.9	<b>26.80</b>	<b>54.70</b>	<a href="#">Pass 1</a>	<a href="#">Pass 2</a>
DMT - V-Base 13 - 16 Females	1st	Evie Sharper	Alchemy Trampoline and D.M.T Club	9.5	9.6	9.3	9.3	9.7	1.7		<b>30.10</b>	9.6	9.6	9.3	9.5	9.7	1.3		<b>30.00</b>	<b>60.10</b>	<a href="#">Pass 1</a>	<a href="#">Pass 2</a>
DMT - V-Base 13 - 16 Females	2nd	Skye Metcalfe	Harrogate Gymnastics Club	9.5	9.6	8.9	8.9	9.3	2.7		<b>30.40</b>	9.5	9.4	9.2	9.3	9.4	1.3		<b>29.40</b>	<b>59.80</b>	<a href="#">Pass 1</a>	<a href="#">Pass 2</a>
DMT - V-Base 13 - 16 Females	3rd	Molly Pook	Alchemy Trampoline and D.M.T Club	9.4	9.5	8.9	9.0	9.2	1.7		<b>29.30</b>	9.6	9.5	9.2	9.4	9.5	1.6		<b>30.00</b>	<b>59.30</b>	<a href="#">Pass 1</a>	<a href="#">Pass 2</a>
DMT - V-Base 13 - 16 Females	4th	Lily Henderson	Harrogate Gymnastics Club	9.5	9.5	9.1	9.1	9.5	1.3		<b>29.40</b>	9.3	9.2	8.9	9.1	9.2	1.4		<b>28.90</b>	<b>58.30</b>	<a href="#">Pass 1</a>	<a href="#">Pass 2</a>
DMT - V-Base 13 - 16 Males	1st	Oliver Atkin	Sandwell Flyers	9.6	9.7	9.2	9.2	9.6	1.3		<b>29.70</b>	9.3	9.3	9.3	9.3	9.3	1.2		<b>29.10</b>	<b>58.80</b>	<a href="#">Pass 1</a>	<a href="#">Pass 2</a>
DMT - V-Base 13 - 16 Males	2nd	Archie Hughes	Dynamo Trampoline Academy	9.2	9.2	8.8	8.8	9.4	1.0		<b>28.20</b>	9.1	9.1	8.9	9.0	9.2	1.2		<b>28.40</b>	<b>56.60</b>	<a href="#">Pass 1</a>	<a href="#">Pass 2</a>
DMT - V-Base 17+ Females	1st	Lauren Johnson	Dynamo Trampoline Academy	9.3	9.3	9.2	9.2	9.3	1.8		<b>29.60</b>	9.4	9.5	9.5	9.3	9.4	1.3		<b>29.60</b>	<b>59.20</b>	<a href="#">Pass 1</a>	<a href="#">Pass 2</a>
DMT - V-Club 9 - 12 Females	1st	Paige Russell	JUMP GC	9.4	9.5	9.0	9.0	9.4	3.1		<b>30.90</b>	9.2	9.1	8.7	9.0	9.3	2.7		<b>30.00</b>	<b>60.90</b>	<a href="#">Pass 1</a>	<a href="#">Pass 2</a>
DMT - V-Club 9 - 12 Females	2nd	Mia Horton	Sandwell Flyers	9.3	9.4	8.9	8.9	9.3	2.7		<b>30.20</b>	9.2	9.1	8.8	9.0	9.1	2.9		<b>30.10</b>	<b>60.30</b>	<a href="#">Pass 1</a>	<a href="#">Pass 2</a>
DMT - V-Club 9 - 12 Males	1st	Aydin Ali	Sandwell Flyers	9.3	9.4	9.2	9.3	9.3	1.6		<b>29.50</b>	9.2	9.3	9.1	9.2	9.4	2.7		<b>30.40</b>	<b>59.90</b>	<a href="#">Pass 1</a>	<a href="#">Pass 2</a>
DMT - V-Club 13 - 16 Females	1st	Jada Porter	Sandwell Flyers	9.5	9.6	9.2	9.3	9.3	2.7		<b>30.80</b>	9.6	9.5	9.2	9.4	9.6	3.3		<b>31.80</b>	<b>62.60</b>	<a href="#">Pass 1</a>	<a href="#">Pass 2</a>
DMT - V-Club 13 - 16 Females	2nd	Holly Blackwell	Heart of England Trampoline Club	9.4	9.5	9.0	9.0	9.2	2.9		<b>30.50</b>	9.5	9.5	9.2	9.4	9.6	1.8	0.9	<b>29.30</b>	<b>59.80</b>	<a href="#">Pass 1</a>	<a href="#">Pass 2</a>
DMT - V-Club 13 - 16 Females	3rd	Martha Whitehouse	Sandwell Flyers	9.2	9.2	8.8	8.8	9.2	2.7		<b>29.90</b>	9.4	9.3	9.1	9.3	9.4	2.1	0.9	<b>29.20</b>	<b>59.10</b>	<a href="#">Pass 1</a>	<a href="#">Pass 2</a>
DMT - V-Club 17+ Males	1st	Adam Mackin	Dynamo Trampoline Academy	9.5	9.5	9.3	9.3	9.6	1.8	0.9	<b>29.20</b>	9.3	9.3	9.1	9.2	9.3	2.7		<b>30.50</b>	<b>59.70</b>	<a href="#">Pass 1</a>	<a href="#">Pass 2</a>
DMT - V-Elite 9 - 12 Females	1st	Arabel Pedoson	Biomechanics Group SC	9.3	9.3	9.1	9.1	9.3	3.0		<b>30.70</b>	9.4	9.3	9.0	9.2	9.4	2.7		<b>30.60</b>	<b>61.30</b>	<a href="#">Pass 1</a>	<a href="#">Pass 2</a>
DMT - V-Elite 9- 12 Males	1st	Alfie Lynch	Heart of England Trampoline Club	9.2	9.3	9.0	9.1	9.2	3.2	0.9	<b>29.80</b>	9.2	9.0	8.7	9.0	9.1	3.3		<b>30.40</b>	<b>60.20</b>	<a href="#">Pass 1</a>	<a href="#">Pass 2</a>
DMT - V-Elite 13 - 16 Males	1st	Ethan Cunningham	JUMP GC	9.5	9.5	9.1	9.1	9.5	6.9	0.3	<b>34.70</b>	9.3	9.2	9.1	9.2	9.2	7.6		<b>35.20</b>	<b>69.90</b>	<a href="#">Pass 1</a>	<a href="#">Pass 2</a>
DMT - V-Elite 13 - 16 Males	2nd	Rhyse Oliveri	Heart of England Trampoline Club	9.2	9.2	8.7	8.7	9.1	6.0	0.3	<b>32.70</b>	9.1	9.1	8.9	9.0	9.2	6.0	0.3	<b>32.90</b>	<b>65.60</b>	<a href="#">Pass 1</a>	<a href="#">Pass 2</a>
DMT - V-Open Mens	1st	Ethan Cunningham	JUMP GC	9.4	9.4	9.2	9.2	9.5	6.9		<b>34.90</b>	9.3	9.2	8.8	9.2	9.5	8.4		<b>36.10</b>	<b>71.00</b>	<a href="#">Pass 1</a>	<a href="#">Pass 2</a>

Group	Pos	Name	Club	E1	E2	E3	E4	Diff	S	Pen	Routine 1	E1	E2	E3	E4	Diff	S	Pen	Routine 2	Pass 1	Pass 2
TRS - V-Synch - 9 - 12	1st	Belle Holliday/Kira Holliday	Carlisle Trampoline Club	7.3	7.3	6.8	7.2	7.0	8.7			7.3	7.3	6.8	7.2	7.0	8.7		<b>38.90</b>	<a href="#">Pass 1</a>	<a href="#">Pass 2</a>
TRS - V-Synch - 13 - 16	1st	Jemma Salkeld/Emily Trotter	Carlisle Trampoline Club	7.2	7.2	6.5	7.0	7.8	9.0			7.2	7.2	6.5	7.0	7.8	9.0		<b>40.00</b>	<a href="#">Pass 1</a>	<a href="#">Pass 2</a>
TRS - V-Synch - 13 - 16	2nd	Chloe Annett/Madeline Cousins	Tolworth Gymnastics Club	7.6	7.6	7.4	7.5	6.4	9.2			7.6	7.6	7.4	7.5	6.4	9.2		<b>39.90</b>	<a href="#">Pass 1</a>	<a href="#">Pass 2</a>
TRS - V-Synch - 13 - 16	3rd	Chloe Shaw/Sara Shaw	Singapore Trampoline Academy	7.2	7.0	6.6	7.0	7.1	8.7			7.2	7.0	6.6	7.0	7.1	8.7		<b>38.50</b>	<a href="#">Pass 1</a>	<a href="#">Pass 2</a>
TRS - V-Synch - 13 - 16	4th	Melanie Edgell/Lia Sardelis	Skyriders Trampoline Place	7.0	6.9	6.6	6.8	5.9	8.2			7.0	6.9	6.6	6.8	5.9	8.2		<b>36.00</b>	<a href="#">Pass 1</a>	<a href="#">Pass 2</a>
TRS - V-Synch - 17+	1st	Roshni James/Kasha Noga-bard	Skyriders Trampoline Place	7.4	7.3	6.9	7.1	10.4	7.9	1.0		7.4	7.3	6.9	7.1	10.4	7.9	1.0	<b>39.60</b>	<a href="#">Pass 1</a>	<a href="#">Pass 2</a>
TRS - V-Synch - 17+	2nd	Ruth Schofield/Chloe Spinks	Lincoln Imps	8.0	8.0	7.7	7.9	5.8	8.5			8.0	8.0	7.7	7.9	5.8	8.5		<b>38.70</b>	<a href="#">Pass 1</a>	<a href="#">Pass 2</a>
TRS - V-Synch - 17+	3rd	Rachel Betts/Beth Mc Robbie	Lincoln Imps	7.3	7.2	7.0	7.1	5.8	8.5			7.3	7.2	7.0	7.1	5.8	8.5		<b>37.10</b>	<a href="#">Pass 1</a>	<a href="#">Pass 2</a>

Group	Pos	Name	Club	E1	E2	E3	E4	E5	Diff	Pen	Pass 1	E1	E2	E3	E4	E5	Diff	Pen	Pass 2	Prelim	Pass 1	Pass 2
TUM - V-Base 9 - 12 Females	1st	Luisa Bianco	Sandwell Flyers	8.6	9.1	8.8	9.2	8.8	1.2		<b>27.90</b>	8.7	8.5	8.7	9.0	8.8	1.3		<b>27.50</b>	<b>55.40</b>	<a href="#">Pass 1</a>	<a href="#">Pass 2</a>
TUM - V-Base 9 - 12 Females	2nd	Lily-Mae Eades	Sandwell Flyers	8.9	8.9	8.8	9.2	8.8	1.2		<b>27.80</b>	8.5	8.0	8.5	9.0	8.5	1.3		<b>26.80</b>	<b>54.60</b>	<a href="#">Pass 1</a>	<a href="#">Pass 2</a>
TUM - V-Base 9 - 12 Females	3rd	Madison Mander	Sandwell Flyers	8.0	8.3	8.1	8.4	7.8	1.2		<b>25.60</b>	8.3	8.2	8.3	8.6	8.4	1.3		<b>26.30</b>	<b>51.90</b>	<a href="#">Pass 1</a>	<a href="#">Pass 2</a>
TUM - V-Base 9 - 12 Females	4th	Renaya Kelly-Golding	Sandwell Flyers	7.3	7.8	7.8	7.9	7.7	1.3		<b>24.60</b>	8.3	8.3	8.3	8.3	8.3	1.3		<b>26.20</b>	<b>50.80</b>	<a href="#">Pass 1</a>	<a href="#">Pass 2</a>
TUM - V-Base 9 - 12 Females	5th	Tarjae Paisley	Sandwell Flyers	7.8	8.2	8.2	8.4	8.2	1.2		<b>25.80</b>	7.3	7.3	7.3	7.3	7.3	1.3	0.2	<b>23.00</b>	<b>48.80</b>	<a href="#">Pass 1</a>	<a href="#">Pass 2</a>
TUM - V-Base 9 - 12 Males	1st	Akaiah Kelly-Grossett	Sandwell Flyers	7.3	7.7	7.2	7.5	7.1	1.2		<b>23.20</b>	7.6	7.2	7.7	7.9	7.6	1.3		<b>24.20</b>	<b>47.40</b>	<a href="#">Pass 1</a>	<a href="#">Pass 2</a>
TUM - V-Base 13 - 16 Females	1st	Kya Wilkes	Sandwell Flyers	8.2	8.7	8.4	8.5	8.2	1.2		<b>26.30</b>	8.6	8.6	8.6	8.7	8.7	1.3		<b>27.20</b>	<b>53.50</b>	<a href="#">Pass 1</a>	<a href="#">Pass 2</a>
TUM - V-Club 9 - 12 Males	1st	Jett Mansell	Sandwell Flyers	8.0	8.0	7.9	8.3	7.8	2.1		<b>26.00</b>	7.3	7.1	7.5	7.5	7.4	2.2		<b>24.40</b>	<b>50.40</b>	<a href="#">Pass 1</a>	<a href="#">Pass 2</a>
TUM - V-Club 9 - 12 Males	2nd	Isaac Nelson	Sandwell Flyers	7.9	8.3	8.0	8.2	7.6	1.6		<b>25.70</b>	7.2	7.1	7.3	7.4	7.3	2.0		<b>23.80</b>	<b>49.50</b>	<a href="#">Pass 1</a>	<a href="#">Pass 2</a>
TUM - V-Club 13 - 16 Females	1st	Isobel Jones	Sandwell Flyers	8.7	8.9	8.9	9.3	8.9	2.1		<b>28.80</b>	8.3	8.0	8.5	8.6	8.4	2.5		<b>27.70</b>	<b>56.50</b>	<a href="#">Pass 1</a>	<a href="#">Pass 2</a>
TUM - V-Club 13 - 16 Females	2nd	Eva Mansell	Sandwell Flyers	9.0	9.0	8.6	9.1	8.1	2.1		<b>28.70</b>	8.5	8.4	8.4	8.8	8.6	2.2		<b>27.70</b>	<b>56.40</b>	<a href="#">Pass 1</a>	<a href="#">Pass 2</a>
TUM - V-Club 13 - 16 Females	3rd	Lucy Nelson	Sandwell Flyers	9.1	9.1	8.7	8.8	8.6	2.1		<b>28.70</b>	7.5	7.4	7.5	7.7	7.6	2.5		<b>25.10</b>	<b>53.80</b>	<a href="#">Pass 1</a>	<a href="#">Pass 2</a>
TUM - V-Club 17+ Females	1st	Miriam Fuller	Renmore Gymnastics Club	8.8	9.2	8.8	9.3	8.6	3.2		<b>30.00</b>	9.0	8.7	9.2	9.2	9.1	2.4		<b>29.70</b>	<b>59.70</b>	<a href="#">Pass 1</a>	<a href="#">Pass 2</a>
TUM - V-Club 17+ Females	2nd	Emma Harmison	Sandwell Flyers	8.7	8.7	8.7	9.2	8.6	2.1		<b>28.20</b>	9.1	8.6	9.1	9.6	9.1	2.3		<b>29.60</b>	<b>57.80</b>	<a href="#">Pass 1</a>	<a href="#">Pass 2</a>
TUM - V-Club 17+ Females	3rd	Freya Thornton	Sandwell Flyers	8.7	8.9	8.8	9.2	8.3	2.1		<b>28.50</b>	8.3	7.9	8.3	8.7	8.3	2.3		<b>27.20</b>	<b>55.70</b>	<a href="#">Pass 1</a>	<a href="#">Pass 2</a>
TUM - V-Elite 13 - 16 Females	1st	Zara Horan	Renmore Gymnastics Club	8.9	9.0	8.8	9.1	8.5	3.3		<b>30.00</b>	8.3	8.0	8.4	8.6	8.4	3.5		<b>28.60</b>	<b>58.60</b>	<a href="#">Pass 1</a>	<a href="#">Pass 2</a>
TUM - V-Elite 13 - 16 Females	2nd	Skye-Rose Hamilton	Sandwell Flyers	7.9	8.4	8.4	8.8	8.1	3.2		<b>28.10</b>	8.6	8.5	8.5	8.8	8.6	3.4		<b>29.10</b>	<b>57.20</b>	<a href="#">Pass 1</a>	<a href="#">Pass 2</a>
TUM - V-Elite 13 - 16 Males	1st	Harvey Kinsell	Sandwell Flyers	8.2	8.4	8.4	8.7	8.2	3.9		<b>28.90</b>	8.3	8.0	8.4	8.5	8.3	4.1		<b>29.10</b>	<b>58.00</b>	<a href="#">Pass 1</a>	<a href="#">Pass 2</a>
TUM - V-Elite 17+ Females	1st	Lillian Kavanagh	Renmore Gymnastics Club	8.8	9.1	8.9	9.3	8.4	3.6		<b>30.40</b>	8.4	8.2	8.5	8.5	8.4	3.4		<b>28.70</b>	<b>59.10</b>	<a href="#">Pass 1</a>	<a href="#">Pass 2</a>
TUM - V-Elite 17+ Males	1st	Cian Hayes	Renmore Gymnastics Club	8.9	8.9	8.4	8.9	8.2	5.9		<b>32.10</b>	8.4	8.0	8.4	8.8	8.4	6.5		<b>31.70</b>	<b>63.80</b>	<a href="#">Pass 1</a>	<a href="#">Pass 2</a>
TUM - V-Elite 17+ Males	2nd	Hugo Kinahan	Renmore Gymnastics Club	8.0	8.2	8.2	8.4	7.8	7.3		<b>31.70</b>	7.8	7.5	8.0	8.1	7.9	7.1		<b>30.80</b>	<b>62.50</b>	<a href="#">Pass 1</a>	<a href="#">Pass 2</a>