





# TRI – V–Base 9 – 10 Females





## Finals Results (Zero Finals)

Pos	Nationality	Name	Club	Routine	E1	E2	E3	E4	E5	Diff	ToF	Pen	Score	Rank	Total
1st		Kylah Miller	Carlisle Trampoline Club	<a href="#">Pass 1</a>	7.9	8.0	7.6	8.2	7.6		11.400		34.900	1	
				<a href="#">Pass 2</a>	7.4	7.6	7.2	7.2	7.6	4.7	11.700		38.600	1	73.500
				<a href="#">Pass 3</a>	7.4	7.4	7.7	7.3	7.0	4.7	11.635		38.435	1	<b>38.435</b>
2nd		Naomi Kyle	Ls Gymnastics	<a href="#">Pass 1</a>	7.4	7.6	7.2	7.9	7.2		10.600		32.800	2	
				<a href="#">Pass 2</a>	7.4	7.4	7.1	7.1	7.7	4.1	10.685		36.685	2	69.485
				<a href="#">Pass 3</a>	7.6	8.0	8.0	7.3	7.6	4.1	10.445		37.745	2	<b>37.745</b>



# TRI – V–Base 9 – 10 Males

## Finals Results (Zero Finals)

Pos	Nationality	Name	Club	Routine	E1	E2	E3	E4	E5	Diff	ToF	Pen	Score	Rank	Total
1st		Michael Sweeney	Carlisle Trampoline Club	<a href="#">Pass 1</a>	7.6	7.8	7.2	8.0	7.5		10.900		33.800	2	
				<a href="#">Pass 2</a>	7.0	7.4	6.7	6.7	7.3	6.0	10.605		37.605	2	71.405
				<a href="#">Pass 3</a>	7.3	7.4	7.3	7.3	7.2	6.0	11.255		39.155	1	<b>39.155</b>
2nd		Caelan Haydon	Urban School of Gymnastics	<a href="#">Pass 1</a>	7.7	8.1	7.6	8.2	7.4		11.075		34.475	1	
				<a href="#">Pass 2</a>	7.3	7.3	7.1	7.1	7.5	6.1	10.200		38.000	1	72.475
				<a href="#">Pass 3</a>	7.4	7.7	7.7	7.4	7.2	6.1	10.380		38.980	2	<b>38.980</b>
3rd		Oliver Baskerville	Alchemy Trampoline and D.M.T Club	<a href="#">Pass 1</a>	7.5	8.0	7.0	7.6	7.1		10.525		32.725	3	
				<a href="#">Pass 2</a>	7.6	7.9	7.3	7.3	7.9	3.3	10.425		36.525	3	69.250
				<a href="#">Pass 3</a>	7.8	8.0	7.9	7.5	7.6	3.3	10.695		37.295	3	<b>37.295</b>
4th		Gabriel Lester O'keeffe	Heart of England Trampoline Club	<a href="#">Pass 1</a>	6.7	6.8	6.2	7.2	6.6		10.015		30.115	4	
				<a href="#">Pass 2</a>	6.7	7.0	6.5	6.5	6.9	4.7	9.625		34.425	4	64.540
				<a href="#">Pass 3</a>	6.9	6.9	7.0	6.9	6.8	4.7	9.490		34.890	4	<b>34.890</b>



# TRI – V–Base 11 – 12 Females



## Finals Results (Zero Finals)

Pos	Nationality	Name	Club	Routine	E1	E2	E3	E4	E5	Diff	ToF	Pen	Score	Rank	Total
1st		Claudia Lipinski	Edgbarrow Trampoline Club	<a href="#">Pass 1</a>	8.7	9.2	8.8	8.8	8.4		14.370		40.670	2	
				<a href="#">Pass 2</a>	8.4	8.4	8.3	8.2	8.6	5.6	14.440		45.140	1	85.810
				<a href="#">Pass 3</a>	8.4	8.5	8.7	8.6	8.1	5.6	14.390		45.490	1	<b>45.490</b>
2nd		Bea O'Brien	Edgbarrow Trampoline Club	<a href="#">Pass 1</a>	9.1	9.4	9.2	9.2	8.9		13.845		41.345	1	
				<a href="#">Pass 2</a>	8.2	8.4	8.2	8.1	8.3	5.8	13.645		44.145	2	85.490
				<a href="#">Pass 3</a>	8.4	8.4	8.3	8.7	8.0	5.8	13.835		44.735	2	<b>44.735</b>
3rd		Madison Guest	Edgbarrow Trampoline Club	<a href="#">Pass 1</a>	8.4	8.6	8.9	8.7	8.2		14.500		40.200	3	
				<a href="#">Pass 2</a>	8.2	8.5	8.1	7.9	8.5	5.4	14.235		44.435	3	84.635
				<a href="#">Pass 3</a>	8.3	8.2	7.8	8.7	8.1	5.4	14.045		44.045	3	<b>44.045</b>
4th		Maddy Philbrook	Sandwell Flyers	<a href="#">Pass 1</a>	7.8	7.9	8.5	8.0	7.4		14.460		38.160	9	
				<a href="#">Pass 2</a>	7.4	7.9	7.6	7.1	7.7	6.4	14.445		43.545	4	81.705
				<a href="#">Pass 3</a>	7.6	7.6	7.6	7.8	7.3	6.4	14.365		43.565	4	<b>43.565</b>
5th		Sofia Lorga Caeiro	Edgbarrow Trampoline Club	<a href="#">Pass 1</a>	8.2	8.6	8.1	8.4	7.7		13.805		38.505	7	
				<a href="#">Pass 2</a>	8.0	8.1	7.9	7.7	8.3	5.1	13.595		42.695	6	81.200
				<a href="#">Pass 3</a>	8.1	8.2	8.3	8.4	7.8	5.1	13.525		43.225	5	<b>43.225</b>
6th		Lucy Pook	Alchemy Trampoline and D.M.T Club	<a href="#">Pass 1</a>	8.0	8.1	8.4	8.2	7.7		13.525		37.825	11	
				<a href="#">Pass 2</a>	7.6	8.1	8.5	7.3	7.9	5.8	13.385		42.785	8	80.610
				<a href="#">Pass 3</a>	7.7	8.0	8.6	8.1	7.6	5.8	13.435		43.035	6	<b>43.035</b>
7th		Romy Gillard	Edgbarrow Trampoline Club	<a href="#">Pass 1</a>	8.4	8.9	8.3	8.7	8.1		13.445		38.845	5	
				<a href="#">Pass 2</a>	8.0	8.3	8.2	7.8	8.2	4.7	13.360		42.460	5	81.305
				<a href="#">Pass 3</a>	8.3	8.3	8.2	8.7	8.0	4.7	13.350		42.850	7	<b>42.850</b>
8th		Sky Andrew	Edgbarrow Trampoline Club	<a href="#">Pass 1</a>	8.4	8.7	8.6	8.6	8.0		13.440		39.040	4	
				<a href="#">Pass 2</a>	7.9	8.0	8.8	7.9	7.9	4.6	13.210		41.610	7	80.650
				<a href="#">Pass 3</a>	8.1	8.1	8.0	8.4	7.7	4.6	11.800		40.600	8	<b>40.600</b>



# TRI – V–Base 11 – 12 Males









## Finals Results (Zero Finals)

Pos	Nationality	Name	Club	Routine	E1	E2	E3	E4	E5	Diff	ToF	Pen	Score	Rank	Total
1st		Aydin Ali	Sandwell Flyers	<a href="#">Pass 1</a>	7.9	8.4	7.2	8.2	7.5		12.555		36.155	1	
				<a href="#">Pass 2</a>	7.4	7.7	7.4	7.1	7.7	6.5	12.480		41.480	1	77.635
				<a href="#">Pass 3</a>	7.6	7.6	7.5	7.7	7.3	6.5	12.500		41.700	1	<b>41.700</b>
2nd		Daniel Pellegrina	Town Flyers Trampoline Club	<a href="#">Pass 1</a>	7.3	7.8	7.7	7.4	7.0		11.115		33.515	4	
				<a href="#">Pass 2</a>	7.4	7.7	7.7	7.2	7.6	3.6	11.295		37.595	2	71.110
				<a href="#">Pass 3</a>	7.7	7.7	7.5	8.0	7.3	3.6	11.075		37.575	2	<b>37.575</b>
3rd		Kazushi Kousaka	Singapore Trampoline Academy	<a href="#">Pass 1</a>	7.7	8.1	7.7	7.8	7.2		10.985		34.185	2	
				<a href="#">Pass 2</a>	7.0	7.0	7.0	6.7	7.3	4.4	10.920		36.320	4	70.505
				<a href="#">Pass 3</a>	7.2	7.2	7.2	7.2	7.0	4.4	11.415		37.415	3	<b>37.415</b>
4th		Xavier Lovell	Harrogate Gymnastics Club	<a href="#">Pass 1</a>	7.6	7.8	7.7	7.8	7.2		10.950		34.050	3	
				<a href="#">Pass 2</a>	7.4	7.7	7.7	7.0	7.8	4.2	9.855		36.855	3	70.905
				<a href="#">Pass 3</a>	7.3	7.4	7.6	7.6	6.9	4.2	9.980		36.480	4	<b>36.480</b>



# TRI – V–Base 13 – 14 Females

## Finals Results (Zero Finals)

Pos	Nationality	Name	Club	Routine	E1	E2	E3	E4	E5	Diff	ToF	Pen	Score	Rank	Total
1st		Katie Hammond	Edgbarrow Trampoline Club	<a href="#">Pass 1</a>	8.4	8.7	8.5	8.8	8.1		15.745		41.345	2	
				<a href="#">Pass 2</a>	8.5	9.0	8.2	8.1	8.9	4.6	15.550		45.750	1	87.095
				<a href="#">Pass 3</a>	8.5	8.6	9.0	8.8	8.1	4.6	15.885		46.385	1	<b>46.385</b>
2nd		Evie Sharper	Alchemy Trampoline and D.M.T Club	<a href="#">Pass 1</a>	8.0	8.2	7.9	8.4	7.9		15.155		39.255	12	
				<a href="#">Pass 2</a>	8.2	8.6	8.5	8.0	8.4	4.3	15.285		44.685	8	83.940
				<a href="#">Pass 3</a>	8.2	8.4	8.6	8.5	8.0	4.3	15.345		44.745	2	<b>44.745</b>
3rd		Sofia Hughes	Edgbarrow Trampoline Club	<a href="#">Pass 1</a>	8.2	8.7	8.1	8.5	7.8		15.670		40.470	6	
				<a href="#">Pass 2</a>	7.7	7.8	8.1	7.5	7.9	4.6	15.640		43.640	7	84.110
				<a href="#">Pass 3</a>	8.0	8.2	8.4	8.4	7.6	4.6	15.510		44.710	3	<b>44.710</b>
4th		Holly Blackwell	Heart of England Trampoline Club	<a href="#">Pass 1</a>	8.2	8.6	7.8	8.3	7.7		15.555		39.855	9	
				<a href="#">Pass 2</a>	7.8	7.8	8.1	7.6	8.0	6.1	14.940		44.640	4	84.495
				<a href="#">Pass 3</a>	7.7	7.7	7.3	8.1	7.6	6.1	15.520		44.620	4	<b>44.620</b>
4th		Melanie Edgell	Skyriders Trampoline Place	<a href="#">Pass 1</a>	8.4	8.7	8.8	8.9	8.0		15.895		41.795	1	
				<a href="#">Pass 2</a>	7.1	7.6	7.2	6.7	7.5	6.5	15.640		43.940	2	85.735
				<a href="#">Pass 3</a>	7.3	7.4	7.3	7.6	7.0	6.5	16.120		44.620	4	<b>44.620</b>
6th		Erin Taylor	Edgbarrow Trampoline Club	<a href="#">Pass 1</a>	8.4	8.9	7.9	8.7	8.1		15.555		40.755	3	
				<a href="#">Pass 2</a>	7.6	8.1	8.0	7.3	7.9	4.5	15.465		43.465	5	84.220
				<a href="#">Pass 3</a>	8.2	8.2	8.0	8.6	7.9	4.5	15.490		44.390	6	<b>44.390</b>
7th		Mia Bisp	Fusion Gymnastics Wales	<a href="#">Pass 1</a>	8.1	8.6	8.8	8.5	7.7		16.455	1.0	40.655	4	
				<a href="#">Pass 2</a>	7.6	7.9	7.5	7.5	7.7	6.5	16.185	1.0	44.485	3	85.140
				<a href="#">Pass 3</a>	7.6	7.8	7.8	7.4	7.4	6.2	16.105	1.0	44.105	7	<b>44.105</b>
8th		Lia Sardelis	Skyriders Trampoline Place	<a href="#">Pass 1</a>	8.0	8.2	8.5	8.3	7.8		15.595		40.095	8	
				<a href="#">Pass 2</a>	7.6	7.9	7.7	7.4	7.8	5.9	15.030		44.030	6	84.125
				<a href="#">Pass 3</a>	7.6	7.6	7.5	7.9	7.5	5.9	15.235		43.835	8	<b>43.835</b>



# TRI – V–Base 13 – 14 Males

## Finals Results (Zero Finals)

Pos	Nationality	Name	Club	Routine	E1	E2	E3	E4	E5	Diff	ToF	Pen	Score	Rank	Total
1st		Zak Carey	Harrogate Gymnastics Club	<a href="#">Pass 1</a>	8.0	8.4	7.6	8.3	7.8		13.855		37.955	3	
				<a href="#">Pass 2</a>	8.4	8.8	8.5	8.2	8.6	6.0	13.665		45.165	1	83.120
				<a href="#">Pass 3</a>	8.6	8.6	9.0	8.3	8.2	6.0	13.640		45.140	1	<b>45.140</b>
2nd		Callum Whitehead	Edgbarrow Trampoline Club	<a href="#">Pass 1</a>	8.5	8.6	8.4	9.0	8.2		14.100		39.600	1	
				<a href="#">Pass 2</a>	8.1	8.6	8.2	7.9	8.3	5.1	13.525		43.225	2	82.825
				<a href="#">Pass 3</a>	8.2	8.3	8.4	8.0	8.2	5.1	13.390		43.190	2	<b>43.190</b>
3rd		Isaac Lowson	Harrogate Gymnastics Club	<a href="#">Pass 1</a>	7.7	7.9	7.2	8.0	7.3		14.380		37.280	4	
				<a href="#">Pass 2</a>	7.7	8.0	7.7	7.4	8.0	5.3	14.095		42.795	4	80.075
				<a href="#">Pass 3</a>	7.5	7.8	7.9	7.1	7.2	5.2	14.370		42.070	3	<b>42.070</b>
4th		Teddy Jones	Edgbarrow Trampoline Club	<a href="#">Pass 1</a>	8.3	8.6	8.2	8.7	8.0		13.100		38.200	2	
				<a href="#">Pass 2</a>	7.9	8.4	8.0	7.7	8.1	5.2	12.835		42.035	3	80.235
				<a href="#">Pass 3</a>	7.8	8.1	7.8	7.5	7.5	5.2	12.725		41.025	4	<b>41.025</b>
5th		Jaxson Defazio	Dynamite Academy of Gymnastics	<a href="#">Pass 1</a>	7.8	8.0	7.4	7.9	7.4		12.160		35.260	6	
				<a href="#">Pass 2</a>	7.8	8.2	7.9	7.6	8.0	5.1	12.170		40.970	5	76.230
				<a href="#">Pass 3</a>	7.8	8.2	8.1	7.4	7.6	5.1	12.095		40.695	5	<b>40.695</b>
6th		Oliver Jones	Harrogate Gymnastics Club	<a href="#">Pass 1</a>	7.0	7.1	6.7	7.1	6.7		12.460		33.260	10	
				<a href="#">Pass 2</a>	7.2	7.6	7.3	7.0	7.4	5.4	12.370		39.670	7	72.930
				<a href="#">Pass 3</a>	7.4	7.4	7.5	7.0	7.4	5.6	12.525		40.325	6	<b>40.325</b>
7th		Oliver Hetherington-Field	Lincoln Imps	<a href="#">Pass 1</a>	7.6	7.7	7.2	7.9	7.5		12.610		35.410	5	
				<a href="#">Pass 2</a>	7.1	7.6	7.2	6.8	7.4	5.7	12.305		39.705	6	75.115
				<a href="#">Pass 3</a>	7.0	7.4	7.4	7.0	6.8	5.7	12.550		39.650	7	<b>39.650</b>
8th		Archie Davis	Alchemy Trampoline and D.M.T Club	<a href="#">Pass 1</a>	7.4	7.5	7.1	7.7	7.1		12.445		34.445	7	
				<a href="#">Pass 2</a>	7.4	7.5	7.4	7.1	7.7	3.4	12.240		37.940	8	72.385
				<a href="#">Pass 3</a>	7.3	7.3	7.6	7.0	7.3	3.4	12.320		37.620	8	<b>37.620</b>



# TRI – V–Base 15 – 16 Females









## Finals Results (Zero Finals)

Pos	Nationality	Name	Club	Routine	E1	E2	E3	E4	E5	Diff	ToF	Pen	Score	Rank	Total
1st		Maggie Baird	Town Flyers Trampoline Club	<a href="#">Pass 1</a>	7.1	7.3	8.0	7.5	7.0		13.265		35.165	9	
				<a href="#">Pass 2</a>	7.6	7.7	7.7	7.4	7.8	5.6	13.390		41.950	3	77.115
				<a href="#">Pass 3</a>	7.8	8.0	7.6	8.1	7.8	5.1	13.265		41.965	1	<b>41.965</b>
2nd		Amy Patchett	Lincoln Imps	<a href="#">Pass 1</a>	7.7	7.9	7.3	8.2	7.3		12.970		35.870	5	
				<a href="#">Pass 2</a>	7.5	7.7	7.4	7.2	7.8	5.2	12.925		40.725	7	76.595
				<a href="#">Pass 3</a>	7.8	8.2	7.7	8.2	7.8	5.2	12.905		41.905	2	<b>41.905</b>
3rd		Amelie Froggatt	Urban School of Gymnastics	<a href="#">Pass 1</a>	7.8	8.2	7.6	8.2	7.3		12.070		35.670	8	
				<a href="#">Pass 2</a>	7.8	8.0	7.2	7.5	8.1	6.1	11.905		41.305	4	76.975
				<a href="#">Pass 3</a>	7.8	8.1	7.4	8.1	7.6	6.1	11.890		41.490	3	<b>41.490</b>
4th		Lexi-Marie Kersley	Abbey High Fliers	<a href="#">Pass 1</a>	8.4	8.8	8.6	8.8	8.0		12.685		38.485	1	
				<a href="#">Pass 2</a>	7.7	8.1	7.6	7.5	7.9	6.5	12.495		42.195	1	80.680
				<a href="#">Pass 3</a>	7.6	7.6	7.5	8.0	7.4	6.5	12.195		41.395	4	<b>41.395</b>
5th		Aimee Anderson	Singapore Trampoline Academy	<a href="#">Pass 1</a>	7.8	7.9	8.1	8.2	7.6		12.520		36.320	2	
				<a href="#">Pass 2</a>	7.4	7.4	7.4	7.2	7.6	6.3	12.030		40.530	5	76.850
				<a href="#">Pass 3</a>	7.5	7.7	7.3	7.8	7.2	6.3	12.265		41.065	5	<b>41.065</b>
6th		Molly Pook	Alchemy Trampoline and D.M.T Club	<a href="#">Pass 1</a>	8.0	8.2	8.1	8.5	7.5		11.995		36.295	3	
				<a href="#">Pass 2</a>	7.9	8.0	8.0	7.7	8.1	4.8	11.600		40.300	6	76.595
				<a href="#">Pass 3</a>	8.0	8.4	8.2	8.4	7.7	4.8	11.480		40.880	6	<b>40.880</b>
7th		Purdie Clifton	Edgbarrow Trampoline Club	<a href="#">Pass 1</a>	8.3	8.8	8.2	8.6	8.2		11.135		36.235	4	
				<a href="#">Pass 2</a>	8.4	8.7	8.5	8.1	8.7	3.5	11.890		40.990	2	77.225
				<a href="#">Pass 3</a>	8.2	8.5	8.1	8.5	7.8	3.5	11.560		39.860	7	<b>39.860</b>
8th		Harriet Wash	Dimensions	<a href="#">Pass 1</a>	7.7	8.0	7.8	8.1	7.6		12.270		35.770	6	
				<a href="#">Pass 2</a>	7.6	7.8	7.6	7.5	7.7	5.0	12.135		40.035	8	75.805
				<a href="#">Pass 3</a>	7.5	7.7	7.4	7.8	7.1	5.0	12.075		39.675	8	<b>39.675</b>



# TRI – V–Base 15 – 16 Males

## Finals Results (Zero Finals)

Pos	Nationality	Name	Club	Routine	E1	E2	E3	E4	E5	Diff	ToF	Pen	Score	Rank	Total
1st		Harry Davis	Edgbarrow Trampoline Club	<a href="#">Pass 1</a>	7.9	8.4	7.7	8.0	7.4		12.435		36.035	4	
				<a href="#">Pass 2</a>	7.7	7.9	7.7	7.4	8.0	5.8	12.430		41.530	4	77.565
				<a href="#">Pass 3</a>	8.0	8.2	8.0	8.2	7.6	5.8	12.530		42.530	1	<b>42.530</b>
2nd		Oliver Atkin	Sandwell Flyers	<a href="#">Pass 1</a>	7.4	7.9	7.5	7.9	7.3		14.125		36.925	2	
				<a href="#">Pass 2</a>	7.2	7.6	6.9	7.0	7.4	6.1	13.565		41.265	2	78.190
				<a href="#">Pass 3</a>	7.1	7.5	7.2	7.5	6.8	6.2	14.040		42.040	2	<b>42.040</b>
3rd		Louis Dove	Dimensions	<a href="#">Pass 1</a>	7.3	7.8	7.4	7.6	6.9		13.565		35.865	5	
				<a href="#">Pass 2</a>	7.6	7.6	7.3	7.5	7.7	5.6	13.415		41.715	3	77.580
				<a href="#">Pass 3</a>	7.4	7.8	7.3	7.8	7.0	5.6	13.785		41.885	3	<b>41.885</b>
4th		Callum Parsley	Edgbarrow Trampoline Club	<a href="#">Pass 1</a>	8.2	8.3	7.8	8.3	7.8		13.210		37.510	1	
				<a href="#">Pass 2</a>	7.9	8.4	7.8	7.8	8.0	5.1	12.775		41.575	1	79.085
				<a href="#">Pass 3</a>	7.9	8.1	7.8	8.1	7.6	5.1	12.720		41.620	4	<b>41.620</b>
5th		Jack Pleasance	Dimensions	<a href="#">Pass 1</a>	7.0	7.5	6.9	7.4	6.9		13.445		34.745	8	
				<a href="#">Pass 2</a>	7.5	7.7	7.3	7.3	7.7	5.1	13.410		41.010	6	75.755
				<a href="#">Pass 3</a>	7.2	7.5	7.3	7.5	6.8	5.1	13.480		40.580	5	<b>40.580</b>
6th		Mathieu Southern	Ls Gymnastics	<a href="#">Pass 1</a>	7.5	8.0	7.5	8.0	7.3		11.775		34.775	7	
				<a href="#">Pass 2</a>	7.4	7.8	7.1	7.1	7.7	5.9	12.015		40.115	7	74.890
				<a href="#">Pass 3</a>	7.4	7.7	7.2	7.7	7.4	5.8	11.745		40.045	6	<b>40.045</b>
7th		Rory Gibson	Ultimate Trampoline Club	<a href="#">Pass 1</a>	8.0	8.2	8.2	8.4	7.5		11.870		36.270	3	
				<a href="#">Pass 2</a>	7.7	8.2	7.8	7.4	8.0	5.1	12.000		40.600	5	76.870
				<a href="#">Pass 3</a>	7.8	7.8	8.1	7.9	7.4	3.9	12.030		39.430	7	<b>39.430</b>
8th		Keiran Low	Singapore Trampoline Academy	<a href="#">Pass 1</a>	7.5	7.6	7.6	8.0	7.0		13.035		35.735	6	
				<a href="#">Pass 2</a>	7.0	7.0	7.1	6.7	7.3	5.0	12.730		38.830	8	74.565
				<a href="#">Pass 3</a>	6.9	7.3	7.0	7.3	6.5	3.8	12.990		37.990	8	<b>37.990</b>



# TRI – V–Base 17+ Females


## Finals Results (Zero Finals)

Pos	Nationality	Name	Club	Routine	E1	E2	E3	E4	E5	Diff	ToF	Pen	Score	Rank	Total
1st		Emma Russell	Edgbarrow Trampoline Club	<a href="#">Pass 1</a>	9.0	9.1	9.1	9.5	8.9		13.625		40.825	1	
				<a href="#">Pass 2</a>	8.5	8.5	8.3	8.3	8.7	6.5	13.400		45.200	1	86.025
				<a href="#">Pass 3</a>	8.5	8.9	8.3	8.9	8.1	6.5	13.250		45.450	1	<b>45.450</b>
2nd		Charis Mckenzie	Dimensions	<a href="#">Pass 1</a>	8.1	8.3	8.4	8.6	7.9		13.080		37.880	3	
				<a href="#">Pass 2</a>	7.8	8.0	7.6	7.5	8.1	5.6	12.975		41.975	2	79.855
				<a href="#">Pass 3</a>	8.0	8.1	7.8	8.1	8.0	5.6	13.105		42.805	2	<b>42.805</b>
3rd		Hannah Devlin	Edgbarrow Trampoline Club	<a href="#">Pass 1</a>	7.9	8.1	8.3	8.1	7.5		12.645		36.745	6	
				<a href="#">Pass 2</a>	8.2	8.6	8.1	7.9	8.5	4.5	12.775		42.075	5	78.820
				<a href="#">Pass 3</a>	8.0	8.4	7.6	8.4	7.6	4.5	12.775		41.275	3	<b>41.275</b>
4th		Abbey Collins	Urban School of Gymnastics	<a href="#">Pass 1</a>	8.4	8.9	8.1	8.5	8.2		13.190		38.290	2	
				<a href="#">Pass 2</a>	7.5	7.8	6.8	7.2	7.8	6.3	12.185		40.985	3	79.275
				<a href="#">Pass 3</a>	7.6	7.6	7.3	7.6	7.2	6.3	12.450		41.250	4	<b>41.250</b>
5th		Sara Wiberg	Skybound	<a href="#">Pass 1</a>	8.2	8.6	7.8	8.5	7.8		12.485		36.985	5	
				<a href="#">Pass 2</a>	8.4	8.6	8.1	8.2	8.6	3.4	12.720		41.320	6	78.305
				<a href="#">Pass 3</a>	8.3	8.5	8.2	8.5	8.2	3.4	12.800		41.200	5	<b>41.200</b>
6th		Beth Mc Robbie	Lincoln Imps	<a href="#">Pass 1</a>	8.1	8.4	8.1	8.5	8.0		13.150		37.750	4	
				<a href="#">Pass 2</a>	7.5	7.7	7.1	7.3	7.7	6.0	12.675		41.175	4	78.925
				<a href="#">Pass 3</a>	7.3	7.4	7.4	7.6	7.1	6.0	12.360		40.460	6	<b>40.460</b>
7th		Rebecca Hylton	London Trampoline Academy	<a href="#">Pass 1</a>	7.6	8.1	7.1	8.0	7.1		13.040		35.740	7	
				<a href="#">Pass 2</a>	7.4	7.5	7.2	7.3	7.5	4.5	12.865		39.565	7	75.305
				<a href="#">Pass 3</a>	7.4	7.3	7.4	7.5	7.8	4.5	12.865		39.665	7	<b>39.665</b>
8th		Emily Brady	London Trampoline Academy	<a href="#">Pass 1</a>	7.3	7.5	7.2	7.7	7.1		11.085		33.085	8	
				<a href="#">Pass 2</a>	7.5	8.0	7.3	7.3	7.7	3.4	11.490		37.390	8	70.475
				<a href="#">Pass 3</a>	7.4	7.7	7.1	7.7	7.0	3.4	11.455		37.055	8	<b>37.055</b>



# TRI – V–Base 17+ Males

## Finals Results (Zero Finals)

Pos	Nationality	Name	Club	Routine	E1	E2	E3	E4	E5	Diff	ToF	Pen	Score	Rank	Total
1st		Adam Mackin	Dynamo Trampoline Academy	<a href="#">Pass 1</a>	8.0	8.1	8.1	8.5	7.6		13.140		37.340	1	
				<a href="#">Pass 2</a>	7.6	7.8	8.0	7.5	7.7	5.1	12.965		41.165	1	78.505
				<a href="#">Pass 3</a>	7.5	7.7	7.8	7.9	7.1	5.1	12.970		41.070	1	<b>41.070</b>



# TRI – V–Club 9 – 12 Females



## Finals Results (Zero Finals)

Pos	Nationality	Name	Club	Routine	E1	E2	E3	E4	E5	Diff	ToF	Pen	Score	Rank	Total
1st		Mia Horton	Sandwell Flyers	<a href="#">Pass 1</a>	7.5	7.6	7.6	7.8	7.8		12.985		35.985	2	79.345
				<a href="#">Pass 2</a>	7.3	7.4	7.3	7.2	6.8	8.1	13.460		43.360	2	
				<a href="#">Pass 3</a>	7.1	7.0	7.4	7.6	6.6	8.1	13.180		42.780	1	
2nd		Madeline Cousins	Tolworth Gymnastics Club	<a href="#">Pass 1</a>	7.8	7.9	7.9	8.3	8.6		13.540		37.640	1	80.745
				<a href="#">Pass 2</a>	8.0	8.0	7.8	7.8	7.6	6.4	13.105		43.105	1	
				<a href="#">Pass 3</a>	7.7	7.6	7.7	7.9	7.6	6.4	13.195		42.595	2	
3rd		Isabel Wakefeild	Carlisle Trampoline Club	<a href="#">Pass 1</a>	7.1	7.3	7.3	7.6	7.4		12.695		34.695	3	74.955
				<a href="#">Pass 2</a>	7.2	7.3	6.9	7.0	6.8	6.7	12.460		40.260	3	
				<a href="#">Pass 3</a>	7.1	7.0	7.0	7.4	7.1	6.7	12.475		40.375	3	
4th		Luisa Royle	Fusion Gymnastics Wales	<a href="#">Pass 1</a>	7.2	7.5	7.5	7.4	7.8		11.615	1.0	33.015	4	70.095
				<a href="#">Pass 2</a>	7.3	7.4	7.1	7.1	6.7	5.4	11.180	1.0	37.080	4	
				<a href="#">Pass 3</a>	7.0	6.9	7.2	7.5	6.7	5.4	11.285	1.0	36.785	4	
5th		Lani Jones	Fusion Gymnastics Wales	<a href="#">Pass 1</a>	6.8	7.2	7.2	7.0	6.7		10.885	1.0	30.885	6	67.010
				<a href="#">Pass 2</a>	7.5	7.6	7.4	7.3	6.8	4.4	10.525	1.0	36.125	6	
				<a href="#">Pass 3</a>	6.9	6.8	7.1	7.3	6.6	5.0	10.130	1.0	34.930	5	
6th		Norah Cole	Fusion Gymnastics Wales	<a href="#">Pass 1</a>	6.8	6.9	6.9	7.0	7.3		10.625	1.0	30.425	7	65.765
				<a href="#">Pass 2</a>	7.5	7.5	7.2	7.3	7.0	4.3	10.040	1.0	35.340	7	
				<a href="#">Pass 3</a>	7.2	7.1	7.2	7.4	7.0	4.3	10.040	1.0	34.840	6	
7th		Isabella Johns	Fusion Gymnastics Wales	<a href="#">Pass 1</a>	7.1	7.4	7.4	7.4	7.0		11.460	1.0	32.360	5	67.225
				<a href="#">Pass 2</a>	7.2	7.2	7.0	7.1	7.0	3.7	10.865	1.0	34.865	5	
				<a href="#">Pass 3</a>	6.9	6.8	7.1	7.3	6.7	3.7	11.380	1.0		7	
7th		Katie Wong	Twisters South Wales RTC	<a href="#">Pass 1</a>	6.3	6.6	6.6	6.7	6.3		9.710		27.210	8	60.425
				<a href="#">Pass 2</a>	6.8	6.8	6.4	6.6	6.4	3.4	10.015		33.215	8	
				<a href="#">Pass 3</a>	6.6	6.5	6.3	7.1	6.7	3.4				7	



# TRI – V–Club 9 – 12 Males

## Finals Results (Zero Finals)

Pos	Nationality	Name	Club	Routine	E1	E2	E3	E4	E5	Diff	ToF	Pen	Score	Rank	Total
1st		Daniel Miller	Carlisle Trampoline Club	<a href="#">Pass 1</a>	6.9	7.1	7.1	7.1	7.3		12.845		34.145	1	
				<a href="#">Pass 2</a>	7.1	7.2	6.9	6.9	6.5	6.7	12.220		39.820	1	73.965
				<a href="#">Pass 3</a>	6.8	6.7	6.8	7.2	6.7	6.7	12.180		39.180	1	<b>39.180</b>
2nd		Arryon Hart	Ultimate Trampoline Club	<a href="#">Pass 1</a>	7.1	7.2	7.2	7.3	7.0		10.525	2.0	30.025	2	
				<a href="#">Pass 2</a>	6.8	6.9	6.6	6.8	7.0	4.7	11.100		36.300	2	66.325
				<a href="#">Pass 3</a>	6.9	6.8	6.7	7.1	6.9	4.7	11.285		36.585	2	<b>36.585</b>



# TRI – V–Club 13 – 14 Females




## Finals Results (Zero Finals)

Pos	Nationality	Name	Club	Routine	E1	E2	E3	E4	E5	Diff	ToF	Pen	Score	Rank	Total
1st		Clarissa Seraphin	Edgbarrow Trampoline Club	<a href="#">Pass 1</a>	8.0	8.5	8.5	8.3	8.0		14.010		38.810	1	
				<a href="#">Pass 2</a>	8.4	8.4	8.1	8.1	7.7	6.8	13.785		45.185	1	83.995
				<a href="#">Pass 3</a>	7.8	7.8	8.0	8.4	7.6	6.8	14.100		44.500	1	<b>44.500</b>
2nd		Ella Hale	Harrogate Gymnastics Club	<a href="#">Pass 1</a>	8.2	8.3	8.3	8.5	7.6		13.960		38.760	2	
				<a href="#">Pass 2</a>	7.7	7.8	7.5	7.6	7.6	7.1	13.755		43.755	2	82.515
				<a href="#">Pass 3</a>	7.8	7.7	7.7	8.0	7.7	7.1	13.785		44.085	2	<b>44.085</b>
3rd		Bozena Jaasi	Edgbarrow Trampoline Club	<a href="#">Pass 1</a>	7.9	8.0	8.0	8.3	7.5		12.890		36.790	4	
				<a href="#">Pass 2</a>	8.0	8.0	7.6	7.7	7.4	6.8	13.265		43.365	3	80.155
				<a href="#">Pass 3</a>	7.8	7.7	7.8	8.2	7.6	6.8	13.090		43.190	3	<b>43.190</b>
4th		Chloe Annett	Tolworth Gymnastics Club	<a href="#">Pass 1</a>	7.7	7.9	7.9	7.9	8.0		13.670		37.370	3	
				<a href="#">Pass 2</a>	7.5	7.6	7.2	7.1	6.3	7.6	13.360		42.760	4	80.130
				<a href="#">Pass 3</a>	7.0	6.9	7.2	7.5	6.7	7.6	13.605		42.305	4	<b>42.305</b>
5th		Chloe Shaw	Singapore Trampoline Academy	<a href="#">Pass 1</a>	7.4	7.6	7.6	7.8	7.5		13.590		36.290	6	
				<a href="#">Pass 2</a>	7.5	7.6	7.3	7.2	6.7	7.7	13.205		42.905	5	79.195
				<a href="#">Pass 3</a>	7.0	6.9	7.1	7.2	6.8	7.7	12.930		41.630	5	<b>41.630</b>
6th		Ruby Berridge	Fusion Gymnastics Wales	<a href="#">Pass 1</a>	7.7	7.8	7.8	7.8	8.0		12.965	1.0	35.365	7	
				<a href="#">Pass 2</a>	7.9	7.9	7.5	7.7	7.5	6.0	12.975	1.0	41.075	6	76.440
				<a href="#">Pass 3</a>	7.7	7.6	7.6	7.9	7.9	6.0	12.975	1.0	41.175	6	<b>41.175</b>
7th		Heidi Sartor	Twisters South Wales RTC	<a href="#">Pass 1</a>	7.5	8.0	8.0	7.8	7.5		13.185		36.485	5	
				<a href="#">Pass 2</a>	7.9	7.9	7.6	7.4	6.3	4.3	12.745		39.945	7	76.430
				<a href="#">Pass 3</a>	7.2	7.1	7.4	7.7	6.8	4.3	12.730		38.730	7	<b>38.730</b>
8th		Lola Bridges	Fusion Gymnastics Wales	<a href="#">Pass 1</a>	7.6	7.7	7.7	7.9	7.2		11.185	1.0	33.185	8	
				<a href="#">Pass 2</a>	7.7	7.8	7.5	7.5	7.3	6.0	12.015	1.0	39.715	8	72.900
				<a href="#">Pass 3</a>	7.4	7.3	7.3	7.5	7.4	5.8	11.495	1.0	38.395	8	<b>38.395</b>



# TRI – V–Club 13 – 14 Males

## Finals Results (Zero Finals)

Pos	Nationality	Name	Club	Routine	E1	E2	E3	E4	E5	Diff	ToF	Pen	Score	Rank	Total
1st		Theo Leung	Skyriders Trampoline Place	<a href="#">Pass 1</a>	7.0	7.4	7.4	7.3	7.8		14.575		36.675	1	
				<a href="#">Pass 2</a>	7.6	7.7	7.6	7.4	6.7	7.6	15.025		45.225	1	81.900
				<a href="#">Pass 3</a>	7.3	7.2	7.5	7.7	7.0	7.6	15.150		44.750	1	<b>44.750</b>
2nd		Douglas Bibby	Edgbarrow Trampoline Club	<a href="#">Pass 1</a>	7.1	7.5	7.5	7.5	7.9		12.700		35.200	2	
				<a href="#">Pass 2</a>	8.0	8.1	7.7	7.7	7.3	5.9	12.030		41.330	2	76.530
				<a href="#">Pass 3</a>	7.4	7.3	7.5	7.9	7.2	5.9	12.300		40.400	2	<b>40.400</b>
3rd		Charlie Wilson	West Wight Trampoline Club	<a href="#">Pass 1</a>	6.7	7.0	7.0	7.1	6.8		13.555		34.355	3	
				<a href="#">Pass 2</a>	6.9	6.9	6.6	6.6	6.0	6.1	13.305		39.505	3	73.860
				<a href="#">Pass 3</a>	6.7	6.6	6.8	7.2	6.4	6.1	13.380		39.580	3	<b>39.580</b>
4th		Max Pritchard	Twisters South Wales RTC	<a href="#">Pass 1</a>	7.0	7.2	7.2	7.1	7.0		12.835		34.135	4	
				<a href="#">Pass 2</a>	7.3	7.4	7.1	7.1	6.9	4.6	13.335		39.435	4	73.570
				<a href="#">Pass 3</a>	6.9	6.8	7.0	7.2	6.7	4.6	13.240		38.540	4	<b>38.540</b>



# TRI – V–Club 15 – 16 Females




## Finals Results (Zero Finals)

Pos	Nationality	Name	Club	Routine	E1	E2	E3	E4	E5	Diff	ToF	Pen	Score	Rank	Total
1st		Cadence Andrews	Skyriders Trampoline Place	<a href="#">Pass 1</a>	8.4	8.5	8.5	8.9	8.4		14.835		40.235	1	87.305
				<a href="#">Pass 2</a>	8.1	8.2	7.9	8.1	8.3	7.4	15.270		47.070	1	
				<a href="#">Pass 3</a>	8.0	7.9	7.8	8.3	8.1	7.4	15.425		46.825	1	
2nd		Natasha Tapster	Edgbarrow Trampoline Club	<a href="#">Pass 1</a>	7.7	8.0	8.0	7.9	7.6		14.465		38.065	2	82.235
				<a href="#">Pass 2</a>	7.6	7.7	7.5	7.5	7.5	7.2	14.370		44.170	2	
				<a href="#">Pass 3</a>	7.6	7.6	7.7	7.9	7.6	7.0	14.225		44.125	2	
3rd		Martha Cornforth	Heart of England Trampoline Club	<a href="#">Pass 1</a>	7.5	7.8	7.8	7.6	7.8		13.915		37.115	4	80.270
				<a href="#">Pass 2</a>	7.9	8.0	7.6	7.7	7.3	6.5	13.455		43.155	4	
				<a href="#">Pass 3</a>	7.5	7.4	7.7	7.7	7.3	6.7	13.640		42.940	3	
4th		Carina Shalamov	Skyriders Trampoline Place	<a href="#">Pass 1</a>	7.6	7.8	7.8	7.7	8.1		14.075		37.375	3	81.530
				<a href="#">Pass 2</a>	8.0	8.1	7.6	7.6	7.0	7.1	13.855		44.155	3	
				<a href="#">Pass 3</a>	7.1	7.0	7.2	7.3	7.0	7.1	13.780		42.180	4	
5th		Catrise Hart	Ultimate Trampoline Club	<a href="#">Pass 1</a>	7.8	8.3	8.3	8.2	8.8		12.505	2.0	35.305	7	77.450
				<a href="#">Pass 2</a>	8.1	8.2	7.9	7.9	7.6	6.0	12.245		42.145	5	
				<a href="#">Pass 3</a>	8.2	8.1	8.0	8.6	8.2	4.8	12.635		41.935	5	
6th		Ellie Blaber	Ultima TC	<a href="#">Pass 1</a>	7.2	7.5	7.5	7.5	7.4		13.540		35.940	6	77.035
				<a href="#">Pass 2</a>	7.5	7.5	7.3	7.4	7.4	5.3	13.495		41.095	7	
				<a href="#">Pass 3</a>	7.6	7.5	7.3	8.3	7.9	5.3	13.270		41.570	6	
7th		Lauren Neild	Edgbarrow Trampoline Club	<a href="#">Pass 1</a>	7.5	7.7	7.7	7.6	7.6		13.060		35.960	5	77.285
				<a href="#">Pass 2</a>	7.9	8.0	7.5	7.6	7.2	5.2	13.125		41.325	6	
				<a href="#">Pass 3</a>	7.7	7.6	7.5	8.0	7.7	5.2	12.860		41.060	7	
8th		Tearna Hart	Ultimate Trampoline Club	<a href="#">Pass 1</a>	6.9	7.4	7.4	7.0	7.5		12.130	2.0	31.930	9	70.065
				<a href="#">Pass 2</a>	7.2	7.2	7.0	7.0	6.9	5.2	11.735		38.135	8	
				<a href="#">Pass 3</a>	7.2	7.1	7.2	7.4	7.1	5.2	11.935		38.635	8	



# TRI – V–Club 15 – 16 Males

## Finals Results (Zero Finals)

Pos	Nationality	Name	Club	Routine	E1	E2	E3	E4	E5	Diff	ToF	Pen	Score	Rank	Total
1st		Joao Lorga Caeiro	Edgbarrow Trampoline Club	<a href="#">Pass 1</a>	7.7	8.2	8.2	7.8	8.2		16.440		40.640	1	
				<a href="#">Pass 2</a>	8.1	8.2	8.0	8.1	8.1	7.0	16.240		47.540	1	88.180
				<a href="#">Pass 3</a>	8.2	8.1	8.2	8.5	8.1	7.0	16.475		47.975	1	<b>47.975</b>
2nd		Josh Bouwer	Edgbarrow Trampoline Club	<a href="#">Pass 1</a>	7.3	7.6	7.6	7.5	8.0		14.795		37.495	3	
				<a href="#">Pass 2</a>	8.0	8.1	7.7	7.6	6.6	7.4	13.965		44.665	2	82.160
				<a href="#">Pass 3</a>	7.3	7.2	7.6	7.8	6.8	7.4	13.665		43.165	2	<b>43.165</b>
3rd		Remi Abdib	Skyriders Trampoline Place	<a href="#">Pass 1</a>	8.2	8.5	8.5	8.7	8.0		13.960	1.0	38.160	2	
				<a href="#">Pass 2</a>	7.0	7.1	6.7	6.8	6.4	9.6	13.670	1.0	42.770	3	80.930
				<a href="#">Pass 3</a>	6.0	5.9	6.2	6.4	5.6	9.6	13.675	1.0	40.375	3	<b>40.375</b>



# TRI – V–Club 17+ Females


## Finals Results (Zero Finals)

Pos	Nationality	Name	Club	Routine	E1	E2	E3	E4	E5	Diff	ToF	Pen	Score	Rank	Total
1st		Phoenix Jeffries	Edgbarrow Trampoline Club	<a href="#">Pass 1</a>	7.8	8.2	8.2	7.9	7.8		14.425		38.325	1	
				<a href="#">Pass 2</a>	8.2	8.3	8.0	8.0	7.5	7.6	14.710		46.510	1	84.835
				<a href="#">Pass 3</a>	7.9	7.8	8.0	8.1	7.7	7.6	14.495		45.795	1	<b>45.795</b>
2nd		Chloe Spinks	Lincoln Imps	<a href="#">Pass 1</a>	7.5	8.0	8.0	7.6	7.8		13.715		37.115	4	
				<a href="#">Pass 2</a>	7.8	7.8	7.7	7.6	7.3	7.5	14.060		44.660	2	81.775
				<a href="#">Pass 3</a>	7.5	7.5	7.7	7.9	7.3	7.5	14.050		44.250	2	<b>44.250</b>
3rd		Abby Shearer	Edgbarrow Trampoline Club	<a href="#">Pass 1</a>	7.9	8.1	8.1	8.3	8.1		13.615		37.915	2	
				<a href="#">Pass 2</a>	7.9	8.0	7.7	7.7	7.4	7.0	13.485		43.785	3	81.700
				<a href="#">Pass 3</a>	7.9	7.8	7.8	7.9	7.9	7.0	13.590		44.190	3	<b>44.190</b>
4th		Ella Feltham	Carlisle Trampoline Club	<a href="#">Pass 1</a>	7.7	7.8	7.8	8.2	7.6		13.445		36.745	6	
				<a href="#">Pass 2</a>	7.4	7.5	7.2	7.2	6.8	7.5	13.230		42.530	7	79.275
				<a href="#">Pass 3</a>	7.4	7.3	7.4	7.6	7.2	7.5	13.460		43.060	4	<b>43.060</b>
5th		Lily Bishop	Skyriders Trampoline Place	<a href="#">Pass 1</a>	7.4	7.7	7.7	7.9	8.2		13.265		36.565	8	
				<a href="#">Pass 2</a>	7.9	8.0	7.6	7.6	7.1	7.8	13.130		44.030	4	80.595
				<a href="#">Pass 3</a>	7.2	7.1	7.4	7.4	6.9	7.8	12.980		42.480	5	<b>42.480</b>
6th		Mia Shingler	Tolworth Gymnastics Club	<a href="#">Pass 1</a>	7.4	7.8	7.8	7.6	7.7		13.750		36.850	5	
				<a href="#">Pass 2</a>	7.8	7.9	7.6	7.6	7.4	6.3	13.595		42.895	6	79.745
				<a href="#">Pass 3</a>	7.5	7.4	7.5	7.7	7.5	6.3	13.415		42.215	6	<b>42.215</b>
7th		Lara Carr	Edgbarrow Trampoline Club	<a href="#">Pass 1</a>	7.5	7.9	7.9	7.7	7.4		13.570		36.670	7	
				<a href="#">Pass 2</a>	7.9	8.0	7.7	7.8	7.6	5.2	13.520		42.120	8	78.790
				<a href="#">Pass 3</a>	7.7	7.7	7.8	8.0	7.7	5.2	13.425		41.825	7	<b>41.825</b>
8th		Rachel Betts	Lincoln Imps	<a href="#">Pass 1</a>	7.9	8.2	8.2	8.1	8.1		13.375		37.775	3	
				<a href="#">Pass 2</a>	7.7	7.8	7.5	7.5	7.2	6.7	12.765		42.165	5	79.940
				<a href="#">Pass 3</a>	7.1	7.0	7.2	7.6	7.0	6.7	12.575		40.575	8	<b>40.575</b>



# TRI – V–Club 17+ Males





## Finals Results (Zero Finals)

Pos	Nationality	Name	Club	Routine	E1	E2	E3	E4	E5	Diff	ToF	Pen	Score	Rank	Total
1st		Adam Pleasance	Dimensions	<a href="#">Pass 1</a>	7.1	7.3	7.3	7.3	7.7		15.060		36.960	1	
				<a href="#">Pass 2</a>	7.7	7.8	7.4	7.3	6.5	8.1	14.250		44.750	1	81.710
				<a href="#">Pass 3</a>	7.1	7.0	7.3	7.4	6.8	8.1	14.575		44.075	1	<b>44.075</b>



# TRI – V–Elite 11 – 12 Females



## Finals Results (Zero Finals)

Pos	Nationality	Name	Club	Routine	E1	E2	E3	E4	E5	Diff	ToF	Pen	Score	Rank	Total
1st		Sara Shaw	Singapore Trampoline Academy	<a href="#">Pass 1</a>	8.2	8.4	8.4	8.6	7.8		13.335		38.335	3	
				<a href="#">Pass 2</a>	7.5	7.6	7.3	7.3	6.8	8.1	13.175		43.375	2	81.710
				<a href="#">Pass 3</a>	7.2	7.1	7.2	7.5	7.1	8.1	13.295		42.895	1	<b>42.895</b>
2nd		Kira Holliday	Carlisle Trampoline Club	<a href="#">Pass 1</a>	8.4	8.6	8.6	8.7	8.1		13.830		39.430	1	
				<a href="#">Pass 2</a>	7.6	7.7	7.4	7.3	6.6	7.8	12.755		42.855	1	82.285
				<a href="#">Pass 3</a>	7.0	6.9	7.3	7.7	6.5	7.8	12.320		41.320	2	<b>41.320</b>
3rd		Arabel Pedoson	Biomechanics Group SC	<a href="#">Pass 1</a>	8.4	8.5	8.5	8.8	8.3		13.420		38.820	2	
				<a href="#">Pass 2</a>	7.7	7.7	7.6	7.7	7.8	6.1	13.155		42.355	3	81.175
				<a href="#">Pass 3</a>	6.4	6.3	6.6	6.9	6.2	9.1	12.305		40.705	3	<b>40.705</b>
4th		Belle Holliday	Carlisle Trampoline Club	<a href="#">Pass 1</a>	7.5	7.6	7.6	8.0	7.9		12.685		35.785	4	
				<a href="#">Pass 2</a>	7.3	7.4	7.3	7.1	6.5	7.8	12.010		41.510	4	77.295
				<a href="#">Pass 3</a>	6.6	6.5	7.0	7.4	6.1	7.8	12.125		40.025	4	<b>40.025</b>



# TRI – V–Elite 11 – 12 Males




## Finals Results (Zero Finals)

Pos	Nationality	Name	Club	Routine	E1	E2	E3	E4	E5	Diff	ToF	Pen	Score	Rank	Total
1st		Harry Slatter	Edgbarrow Trampoline Club	<a href="#">Pass 1</a>	8.0	8.3	8.3	8.1	7.9		13.885		38.285	1	
				<a href="#">Pass 2</a>	8.2	8.3	8.0	8.0	7.6	7.6	13.550		45.350	1	83.635
				<a href="#">Pass 3</a>	7.4	7.3	7.8	8.0	7.0	7.6	13.155		43.255	1	<b>43.255</b>
2nd		Alfie Lynch	Heart of England Trampoline Club	<a href="#">Pass 1</a>	6.9	7.3	7.3	7.4	7.0		12.600	2.0	32.200	2	
				<a href="#">Pass 2</a>	7.2	7.3	7.0	6.8	5.7	9.1	12.560		42.660	2	74.860
				<a href="#">Pass 3</a>	6.3	6.2	6.5	6.6	5.9	9.1	12.910		41.010	2	<b>41.010</b>



# TRI – V–Elite 13 – 14 Females





## Finals Results (Zero Finals)

Pos	Nationality	Name	Club	Routine	E1	E2	E3	E4	E5	Diff	ToF	Pen	Score	Rank	Total
1st		Czarina Rodriguez	Dynamite Academy of Gymnastics	<a href="#">Pass 1</a>	8.5	8.8	8.8	8.9	8.5		14.535		40.635	1	
				<a href="#">Pass 2</a>	8.7	8.8	8.6	8.5	8.1	9.1	14.160		49.060	1	89.695
				<a href="#">Pass 3</a>	8.5	8.4	8.9	8.9	8.1	9.1	14.310		49.210	1	<b>49.210</b>
2nd		Jada Porter	Sandwell Flyers	<a href="#">Pass 1</a>	7.9	8.4	8.4	8.2	8.5		15.365		40.365	3	
				<a href="#">Pass 2</a>	8.2	8.3	8.0	8.0	7.7	10.3	14.600		49.100	2	89.465
				<a href="#">Pass 3</a>	8.0	7.9	7.9	8.3	7.9	10.3	14.610		48.710	2	<b>48.710</b>
3rd		Emily Trotter	Carlisle Trampoline Club	<a href="#">Pass 1</a>	8.5	8.9	8.9	8.8	8.1		14.170		40.370	2	
				<a href="#">Pass 2</a>	7.8	7.9	7.6	7.5	6.8	9.4	14.125		46.425	3	86.795
				<a href="#">Pass 3</a>	7.3	7.2	7.5	7.8	6.9	9.4	14.010		45.410	3	<b>45.410</b>



# TRI – V–Elite 15 – 16 Females


## Finals Results (Zero Finals)

Pos	Nationality	Name	Club	Routine	E1	E2	E3	E4	E5	Diff	ToF	Pen	Score	Rank	Total
1st		Natasha Rodriguez	Dynamite Academy of Gymnastics	<a href="#">Pass 1</a>	8.6	8.9	8.9	8.8	8.3		14.280		40.580	2	
				<a href="#">Pass 2</a>	8.8	8.9	8.8	8.7	8.3	8.8	14.155		49.255	1	89.835
				<a href="#">Pass 3</a>	8.4	8.3	8.7	8.8	8.1	8.9	14.115		48.415	1	<b>48.415</b>
2nd		Megan Glover	Edgbarrow Trampoline Club	<a href="#">Pass 1</a>	8.6	9.0	9.0	8.9	8.3		14.585		41.085	1	
				<a href="#">Pass 2</a>	9.1	9.2	8.7	8.7	7.9	7.7	14.200		48.400	2	89.485
				<a href="#">Pass 3</a>	8.3	8.2	8.3	8.5	8.1	7.7	14.520		47.020	2	<b>47.020</b>
3rd		Roshni James	Skyriders Trampoline Place	<a href="#">Pass 1</a>	7.4	7.8	7.8	7.5	7.9		15.200		38.300	3	
				<a href="#">Pass 2</a>	7.6	7.7	7.5	7.6	7.7	10.4	14.165		47.465	3	85.765
				<a href="#">Pass 3</a>	7.4	7.3	7.4	7.8	7.4	10.4	14.315	1.0	45.915	3	<b>45.915</b>
4th		Jemma Salkeld	Carlisle Trampoline Club	<a href="#">Pass 1</a>	7.4	7.9	7.9	7.8	7.6		13.635		36.935	4	
				<a href="#">Pass 2</a>	7.5	7.5	7.2	7.1	6.5	8.2	12.970		42.970	4	79.905
				<a href="#">Pass 3</a>	7.0	6.9	7.0	7.4	6.9	8.2	13.015		42.115	4	<b>42.115</b>



# TRI – V–Elite 15 – 16 Males


## Finals Results (Zero Finals)

Pos	Nationality	Name	Club	Routine	E1	E2	E3	E4	E5	Diff	ToF	Pen	Score	Rank	Total
1st		Nicolai Rodriguez	Dynamite Academy of Gymnastics	<a href="#">Pass 1</a>	8.3	8.8	8.8	8.5	9.0		15.320		41.420	1	
				<a href="#">Pass 2</a>	8.7	8.7	8.4	8.5	8.3	9.4	15.185		50.185	1	91.605
				<a href="#">Pass 3</a>	8.2	8.1	8.3	8.7	7.9	9.4	15.090		49.090	1	<b>49.090</b>



# TRI – V–Elite 17 – 21 Females




## Finals Results (Zero Finals)

Pos	Nationality	Name	Club	Routine	E1	E2	E3	E4	E5	Diff	ToF	Pen	Score	Rank	Total
1st		Corin Clark	Sandwell Flyers	<a href="#">Pass 1</a>	8.5	8.7	8.7	8.7	8.7		15.745		41.845	1	
				<a href="#">Pass 2</a>	8.1	8.2	7.9	7.9	7.6	10.5	14.925		49.325	1	91.170
				<a href="#">Pass 3</a>	7.8	7.7	8.0	8.2	7.4	10.5	14.980		48.980	1	<b>48.980</b>



# TRI – V–Elite 17 – 21 Males



## Finals Results (Zero Finals)

Pos	Nationality	Name	Club	Routine	E1	E2	E3	E4	E5	Diff	ToF	Pen	Score	Rank	Total
1st		Nicholas Smith	Aspire Trampoline Academy	<a href="#">Pass 1</a>	8.6	8.7	8.7	8.8	8.3		15.275		41.275	1	
				<a href="#">Pass 2</a>	8.5	8.6	8.2	8.2	7.6	7.9	15.260		48.060	1	89.335
				<a href="#">Pass 3</a>	8.1	8.0	8.3	8.6	7.7	9.1	14.885		48.385	1	<b>48.385</b>
2nd		Frank Smith	Edgbarrow Trampoline Club	<a href="#">Pass 1</a>	8.0	8.5	8.5	8.2	7.6		14.980		39.680	2	
				<a href="#">Pass 2</a>	8.0	8.1	7.7	7.8	7.7	8.1	14.995		46.595	2	86.275
				<a href="#">Pass 3</a>	7.8	7.7	7.9	8.3	7.6	8.7	13.535		45.635	2	<b>45.635</b>
3rd		Jamie Hudson	Edgbarrow Trampoline Club	<a href="#">Pass 1</a>	8.1	8.2	8.2	8.2	7.7		14.480		38.980	3	
				<a href="#">Pass 2</a>	7.9	7.9	7.6	7.7	7.5	8.8	14.715		46.715	3	85.695
				<a href="#">Pass 3</a>	7.3	7.2	7.4	7.5	7.2	8.8	14.905		45.605	3	<b>45.605</b>



# TRI – V–Elite 17+ Females



## Finals Results (Zero Finals)

Pos	Nationality	Name	Club	Routine	E1	E2	E3	E4	E5	Diff	ToF	Pen	Score	Rank	Total
1st		Kasha Noga-bard	Skyriders Trampoline Place	<a href="#">Pass 1</a>	7.5	8.0	8.0	7.6	8.0	2.7	15.515		41.815	2	
				<a href="#">Pass 2</a>	7.6	7.7	7.3	7.4	7.2	10.4	14.370		47.070	2	88.885
				<a href="#">Pass 3</a>	7.4	7.3	7.5	7.7	7.2	11.4	14.695		48.295	1	<b>48.295</b>
2nd		Sophie Brady	Edgbarrow Trampoline Club	<a href="#">Pass 1</a>	8.1	8.6	8.6	8.4	8.6	1.6	14.675		41.875	1	
				<a href="#">Pass 2</a>	8.4	8.5	8.2	8.1	7.5	8.6	14.490		47.790	1	89.665
				<a href="#">Pass 3</a>	8.0	7.9	8.4	8.6	7.6	8.6	14.620		47.520	2	<b>47.520</b>



# TRI – V–Elite 17+ Males

## Finals Results (Zero Finals)

Pos	Nationality	Name	Club	Routine	E1	E2	E3	E4	E5	Diff	ToF	Pen	Score	Rank	Total
1st		Noah Iasaac	Skyriders Trampoline Place	<a href="#">Pass 1</a>	7.3	7.8	7.8	7.8	7.7	1.5	15.605		40.405	1	
				<a href="#">Pass 2</a>	7.6	7.7	7.4	7.5	7.5	8.8	15.240		46.640	1	87.045
				<a href="#">Pass 3</a>	7.6	7.5	7.5	7.7	7.6	8.8	15.675		47.175	1	<b>47.175</b>
2nd		Wil Husnutdinov	Skyriders Trampoline Place	<a href="#">Pass 1</a>	7.7	7.8	7.8	7.8	8.0	1.5	15.085	1.0	38.985	2	
				<a href="#">Pass 2</a>	7.3	7.3	7.1	7.2	7.3	9.7	15.050	1.0	45.550	2	84.535
				<a href="#">Pass 3</a>	6.6	6.6	6.8	6.9	6.5	9.7	14.000	1.0	42.700	2	<b>42.700</b>







**VERIFLITE**



# TRI – V–Open Ladies

Proudly presented by Rebound Products

**Finals Results (Zero Finals)**

Pos	Nationality	Name	Club	Routine	E1	E2	E3	E4	E5	Diff	ToF	Pen	Score	Rank	Total
1st		Rachel Tam	Skyriders Trampoline Place	<a href="#">Pass 1</a>	8.1	8.2	8.2	8.5	8.5	6.0	15.710		46.610	1	
				<a href="#">Pass 2</a>	8.0	8.1	7.7	7.8	7.5	14.2	14.935		52.635	1	99.245
				<a href="#">Pass 3</a>	7.4	7.3	7.5	7.8	7.3	14.2	14.985		51.385	1	<b>51.385</b>
2nd		Mariola Garcia	Skyriders Trampoline Place	<a href="#">Pass 1</a>	8.1	8.3	8.3	8.6	8.7	4.0	16.015		45.215	2	
				<a href="#">Pass 2</a>	8.1	8.2	7.8	7.9	7.6	12.4	15.115		51.315	2	96.530
				<a href="#">Pass 3</a>	7.7	7.6	7.6	7.8	7.7	12.4	15.405		50.805	2	<b>50.805</b>
3rd		Corin Clark	Sandwell Flyers	<a href="#">Pass 1</a>	7.6	8.1	8.1	7.9	8.8	3.7	15.660		43.460	4	
				<a href="#">Pass 2</a>	7.8	7.9	7.7	7.8	7.9	11.2	14.155		48.855	3	92.315
				<a href="#">Pass 3</a>	7.7	7.7	7.6	8.2	7.9	11.2	14.270		48.770	3	<b>48.770</b>
4th		Katarina Rodriguez	Dynamite Academy of Gymnastics	<a href="#">Pass 1</a>	8.2	8.6	8.6	8.3	8.9	3.9	14.425		43.825	3	
				<a href="#">Pass 2</a>	8.2	8.3	8.0	8.1	8.0	9.4	13.910		47.610	4	91.435
				<a href="#">Pass 3</a>	8.1	8.0	7.9	8.4	8.2	9.4	13.980		47.680	4	<b>47.680</b>








VERIFLITE



# TRI – V–Open Mens

Proudly presented by Rebound Products


Finals Results (Zero Finals)

Pos	Nationality	Name	Club	Routine	E1	E2	E3	E4	E5	Diff	ToF	Pen	Score	Rank	Total
1st		Trevor Stirling	Skyriders Trampoline Place	<a href="#">Pass 1</a>	7.7	8.2	8.2	7.8	8.8	5.6	16.825		46.625	2	101.480
				<a href="#">Pass 2</a>	7.7	7.8	7.6	7.4	6.8	15.4	16.755	54.855	2		
				<a href="#">Pass 3</a>	7.2	7.1	7.5	7.7	6.8	15.4	16.725	53.925	1	<b>53.925</b>	
2nd		Tom Leakey	Edgbarrow Trampoline Club	<a href="#">Pass 1</a>	8.1	8.4	8.4	8.5	8.9	4.0	16.835		46.135	3	99.700
				<a href="#">Pass 2</a>	8.0	8.1	7.7	7.7	7.3	14.4	15.765	53.565	3		
				<a href="#">Pass 3</a>	7.6	7.5	7.6	7.6	7.4	14.4	15.760	52.860	2	<b>52.860</b>	
3rd		Ethan Love	Skyriders Trampoline Place	<a href="#">Pass 1</a>	7.6	7.8	7.8	8.0	8.0	5.6	16.270		45.470	4	98.315
				<a href="#">Pass 2</a>	7.4	7.5	7.3	7.4	7.5	14.4	16.145	52.845	4		
				<a href="#">Pass 3</a>	7.5	7.4	7.5	7.8	7.4	14.4	15.850	52.650	3	<b>52.650</b>	
4th		Nate Shuh	Skyriders Trampoline Place	<a href="#">Pass 1</a>	8.2	8.7	8.7	8.6	8.9	5.2	17.725		48.925	1	104.850
				<a href="#">Pass 2</a>	8.0	8.1	7.8	7.7	7.1	15.8	16.625	55.925	1		
				<a href="#">Pass 3</a>	7.3	7.2	7.3	7.6	7.3	14.6	16.065	52.565	4	<b>52.565</b>	
5th		Sérgio Aniceto	AlgarveGYM	<a href="#">Pass 1</a>	8.1	8.4	8.4	8.3	8.9	4.1	16.215		45.415	5	93.890
				<a href="#">Pass 2</a>	6.8	6.8	6.7	6.4	5.5	13.8	14.775	48.475	5		
				<a href="#">Pass 3</a>	6.1	6.0	6.5	6.9	5.7	14.2	14.785	47.585	5	<b>47.585</b>	



# Dis – V–Para 13 – 16 L1 Mixed


## Finals Results (Zero Finals)

Pos	Nationality	Name	Club	Routine	E1	E2	E3	E4	E5	Diff	ToF	Pen	Score	Rank	Total
1st		Angharad Evans	Twisters South Wales RTC	<a href="#">Pass 1</a>	6.7	7.2	7.2	6.8	7.0		8.795		29.495	1	
				<a href="#">Pass 2</a>	7.2	7.3	7.0	7.0	6.7	1.2	8.105		30.205	1	59.700
				<a href="#">Pass 3</a>	7.1	7.0	7.4	7.8	6.7	1.2	8.675		31.375	1	<b>31.375</b>



# Dis – V–Para 17+ L 1 Mixed


## Finals Results (Zero Finals)

Pos	Nationality	Name	Club	Routine	E1	E2	E3	E4	E5	Diff	ToF	Pen	Score	Rank	Total
1st		Diya Haridas	Twisters South Wales RTC	<a href="#">Pass 1</a>	6.1	6.2	6.2	6.5	6.1		7.625		26.125	1	
				<a href="#">Pass 2</a>	7.5	7.5	7.0	7.1	6.7	0.5	7.570		29.670	1	55.795
				<a href="#">Pass 3</a>	6.8	6.7	7.0	7.4	6.5	0.5	7.415		28.415	1	28.415



# Dis – V–Para 13 – 16 L2 Mixed


## Finals Results (Zero Finals)

Pos	Nationality	Name	Club	Routine	E1	E2	E3	E4	E5	Diff	ToF	Pen	Score	Rank	Total
1st		Angel Eames	Twisters South Wales RTC	<a href="#">Pass 1</a>	7.2	7.6	7.6	7.5	7.7		12.255		34.955	1	
				<a href="#">Pass 2</a>	7.4	7.5	7.2	7.2	6.8	4.0	11.905		37.705	1	72.660
				<a href="#">Pass 3</a>	7.7	7.6	7.4	8.2	8.0	2.1	12.570		37.970	1	<b>37.970</b>



# Dis – V–Para 17+ L2 Mixed









## Finals Results (Zero Finals)

Pos	Nationality	Name	Club	Routine	E1	E2	E3	E4	E5	Diff	ToF	Pen	Score	Rank	Total
1st		Lauren Douce	Lincoln Imps	<a href="#">Pass 1</a>	7.5	7.5	7.0	7.2	7.3		10.630		32.630	1	
				<a href="#">Pass 2</a>	7.2	7.0	7.3	7.4	7.1	3.0	10.785		35.385	1	68.015
				<a href="#">Pass 3</a>	7.1	7.0	7.1	7.2	7.1	3.0	10.670		34.970	1	<b>34.970</b>



# TRI – V–Start 9 – 10 Females





## Finals Results (Zero Finals)

Pos	Nationality	Name	Club	Routine	E1	E2	E3	E4	E5	Diff	ToF	Pen	Score	Rank	Total
1st		Leonie Broux	Tolworth Gymnastics Club	<a href="#">Pass 1</a>	7.8	7.8	7.6	7.7	8.0		10.875		34.175	1	
				<a href="#">Pass 2</a>	7.9	7.8	7.8	8.3	7.2	2.4	11.280		37.180	1	71.355
				<a href="#">Pass 3</a>	7.5	7.4	7.5	7.7	7.4	2.4	11.165		35.965	1	<b>35.965</b>
2nd		Maisie Holley	Edgbarrow Trampoline Club	<a href="#">Pass 1</a>	7.1	7.3	7.2	7.4	7.3		9.860		31.660	8	
				<a href="#">Pass 2</a>	7.2	7.1	7.1	7.6	7.8	1.9	9.920		33.720	6	65.380
				<a href="#">Pass 3</a>	7.7	7.6	7.5	8.2	7.9	1.9	10.135		35.235	2	<b>35.235</b>
3rd		Isla Ahearn	Edgbarrow Trampoline Club	<a href="#">Pass 1</a>	7.8	8.3	7.9	8.3	8.0		9.260		33.460	3	
				<a href="#">Pass 2</a>	7.7	7.5	7.7	8.1	8.0	2.0	9.520		34.920	2	68.380
				<a href="#">Pass 3</a>	7.9	7.8	7.8	8.2	8.0	2.0	9.510		35.210	3	<b>35.210</b>
4th		Caitlin Godwin	Ultima TC	<a href="#">Pass 1</a>	7.4	7.9	7.5	7.9	7.7		10.015		33.115	4	
				<a href="#">Pass 2</a>	7.3	7.2	7.2	7.7	7.3	2.4	10.540		34.740	3	67.855
				<a href="#">Pass 3</a>	7.5	7.4	7.3	7.9	7.5	2.4	10.250		35.050	4	<b>35.050</b>
5th		Ava Wood	Tolworth Gymnastics Club	<a href="#">Pass 1</a>	7.8	7.9	7.7	7.9	7.2		10.610		34.010	2	
				<a href="#">Pass 2</a>	7.2	7.0	7.2	7.5	7.0	2.4	9.885		33.685	4	67.695
				<a href="#">Pass 3</a>	7.2	7.1	7.3	7.6	6.9	2.4	9.870		33.870	5	<b>33.870</b>
6th		Isabella Rumsby	Edgbarrow Trampoline Club	<a href="#">Pass 1</a>	7.6	7.6	7.6	7.7	7.5		9.380		32.180	7	
				<a href="#">Pass 2</a>	7.4	7.4	7.4	7.6	7.4	2.0	9.855		34.055	5	66.235
				<a href="#">Pass 3</a>	7.4	7.3	7.4	7.6	7.3	2.0	9.720		33.820	6	<b>33.820</b>
7th		Sadie Hartley	Urban School of Gymnastics	<a href="#">Pass 1</a>	7.7	8.2	7.7	8.0	7.8		8.800		32.300	6	
				<a href="#">Pass 2</a>	7.2	7.0	7.3	7.5	7.0	3.0	8.415		32.915	7	65.215
				<a href="#">Pass 3</a>	7.4	7.3	7.5	7.6	7.2	3.0	8.525		33.725	7	<b>33.725</b>
8th		Darci Mcmurtrie	Singapore Trampoline Academy	<a href="#">Pass 1</a>	7.2	7.5	7.0	7.3	7.5		8.870		30.870	9	
				<a href="#">Pass 2</a>	7.2	7.1	7.1	7.6	8.0	2.1	9.085		33.085	8	63.955
				<a href="#">Pass 3</a>	7.2	7.1	6.8	7.7	7.7	2.1	8.660		32.760	8	<b>32.760</b>



# TRI – V–Start 9 – 10 Males

## Finals Results (Zero Finals)

Pos	Nationality	Name	Club	Routine	E1	E2	E3	E4	E5	Diff	ToF	Pen	Score	Rank	Total
1st		Aidan Hartman	Singapore Trampoline Academy	<a href="#">Pass 1</a>	7.0	7.5	7.4	7.6	7.7		11.060		33.560	1	
				<a href="#">Pass 2</a>	7.6	7.3	7.7	7.9	7.9	2.4	10.855		36.455	1	70.015
				<a href="#">Pass 3</a>	7.6	7.5	7.5	7.7	7.7	2.4	10.750		35.950	1	<b>35.950</b>
2nd		Harrison Clancey-Agius	Singapore Trampoline Academy	<a href="#">Pass 1</a>	7.0	7.3	7.0	7.2	7.7		11.010		32.510	2	
				<a href="#">Pass 2</a>	6.9	6.9	6.9	7.0	6.7	3.0	10.510		34.210	2	66.720
				<a href="#">Pass 3</a>	6.5	6.4	6.6	6.6	6.4	3.0	10.970		33.470	2	<b>33.470</b>
3rd		Toby Wilson	Carlisle Trampoline Club	<a href="#">Pass 1</a>	6.1	6.6	6.1	6.3	6.7		8.285		27.285	4	
				<a href="#">Pass 2</a>	5.9	5.6	6.1	6.2	6.5	2.1	8.515		28.815	4	56.100
				<a href="#">Pass 3</a>	6.6	6.5	6.6	6.7	6.4	2.1	8.475		30.275	3	<b>30.275</b>
4th		Leo Logan	Carlisle Trampoline Club	<a href="#">Pass 1</a>	5.9	6.0	5.9	6.1	6.0		9.495		27.395	3	
				<a href="#">Pass 2</a>	6.1	6.1	6.1	6.2	6.4	1.3	9.275		28.975	3	56.370
				<a href="#">Pass 3</a>	6.1	6.0	6.1	6.2	6.1	1.3	9.245		28.845	4	<b>28.845</b>



# TRI – V–Start 11 – 12 Females

## Finals Results (Zero Finals)

Pos	Nationality	Name	Club	Routine	E1	E2	E3	E4	E5	Diff	ToF	Pen	Score	Rank	Total
1st		Caitlin Basterfield	Sandwell Flyers	<a href="#">Pass 1</a>	8.2	8.2	7.9	8.0	7.7		12.180		36.280	1	
				<a href="#">Pass 2</a>	7.9	7.6	8.0	8.3	8.0	3.0	12.100		39.000	1	75.280
				<a href="#">Pass 3</a>	8.4	8.3	8.5	8.5	8.3	3.0	12.330		40.530	1	<b>40.530</b>
2nd		Maya Guelbert	Edgbarrow Trampoline Club	<a href="#">Pass 1</a>	7.3	7.3	7.3	7.5	7.9		11.890		33.990	8	
				<a href="#">Pass 2</a>	7.4	7.1	7.6	7.6	7.5	3.0	11.290		36.790	8	70.780
				<a href="#">Pass 3</a>	7.5	7.4	7.4	7.8	7.5	3.0	11.855		37.255	2	<b>37.255</b>
2nd		Molly Evans	Tolworth Gymnastics Club	<a href="#">Pass 1</a>	7.6	7.9	7.7	8.0	7.4		12.790		35.990	2	
				<a href="#">Pass 2</a>	7.3	6.9	7.4	7.6	6.8	2.9	13.000		37.500	2	73.490
				<a href="#">Pass 3</a>	7.2	7.1	7.4	7.5	6.9	2.9	12.655		37.255	2	<b>37.255</b>
4th		Olivia Kipling	Tolworth Gymnastics Club	<a href="#">Pass 1</a>	7.0	7.4	7.3	7.4	7.5		12.365		34.465	6	
				<a href="#">Pass 2</a>	7.4	7.0	7.4	7.9	7.6	3.0	12.210		37.610	3	72.075
				<a href="#">Pass 3</a>	7.3	7.2	7.1	7.5	7.3	3.0	11.975		36.775	4	<b>36.775</b>
5th		Sophie Mallinson	Town Flyers Trampoline Club	<a href="#">Pass 1</a>	8.0	8.0	7.7	7.8	7.6		11.890		35.390	4	
				<a href="#">Pass 2</a>	7.5	7.5	7.5	7.7	7.7	1.6	11.370		35.670	5	71.060
				<a href="#">Pass 3</a>	7.7	7.6	7.6	8.0	7.6	1.6	11.635		36.135	5	<b>36.135</b>
6th		Amelie Westbrook	Ls Gymnastics	<a href="#">Pass 1</a>	7.6	8.0	7.5	7.7	6.9		10.560		33.360	17	
				<a href="#">Pass 2</a>	7.8	7.5	7.8	8.3	7.7	3.0	11.200		37.500	7	70.860
				<a href="#">Pass 3</a>	7.1	7.0	7.5	7.8	6.7	3.0	11.145		35.745	6	<b>35.745</b>
7th		Bethany Mcgowan	Edgbarrow Trampoline Club	<a href="#">Pass 1</a>	7.9	8.1	7.7	8.0	7.9		11.155		34.955	5	
				<a href="#">Pass 2</a>	7.3	7.3	7.4	7.4	7.2	3.0	10.965		35.965	6	70.920
				<a href="#">Pass 3</a>	7.1	7.1	7.3	7.4	7.0	3.0	10.840		35.340	7	<b>35.340</b>
8th		Grace Hobbs	Ultimate Trampoline Club	<a href="#">Pass 1</a>	8.0	8.2	7.9	8.2	7.5		11.495		35.595	3	
				<a href="#">Pass 2</a>	7.2	7.1	7.2	7.4	6.7	3.0	11.270		35.770	4	71.365
				<a href="#">Pass 3</a>	7.3	7.2	7.5	7.9	7.0	2.1	11.190		35.290	8	<b>35.290</b>



# TRI – V–Start 11 – 12 Males

## Finals Results (Zero Finals)

Pos	Nationality	Name	Club	Routine	E1	E2	E3	E4	E5	Diff	ToF	Pen	Score	Rank	Total
1st		Freddie Davies	Heart of England Trampoline Club	<a href="#">Pass 1</a>	6.4	6.9	6.7	7.0	7.2		10.175		30.775	1	
				<a href="#">Pass 2</a>	7.1	6.8	7.0	7.5	6.9	2.2	10.210		33.410	1	64.185
				<a href="#">Pass 3</a>	7.3	7.2	7.3	7.6	7.1	2.2	10.565		34.565	1	<b>34.565</b>
2nd		Alexander Hunt	Dynamo Trampoline Academy	<a href="#">Pass 1</a>	5.9	6.4	6.4	6.6	6.5		9.980		29.280	2	
				<a href="#">Pass 2</a>	6.7	6.4	6.7	7.1	5.9	2.5	8.905		31.205	2	60.485
				<a href="#">Pass 3</a>	6.7	6.6	6.4	7.2	6.9	2.6	9.075		31.875	2	<b>31.875</b>
3rd		Cole Johnson	Dynamo Trampoline Academy	<a href="#">Pass 1</a>	6.0	6.3	6.0	6.3	5.7		10.240		28.540	3	
				<a href="#">Pass 2</a>	6.0	5.8	6.1	6.1	6.1	2.1	10.210		30.510	3	59.050
				<a href="#">Pass 3</a>	5.9	5.8	6.1	6.1	5.5	2.1	9.950		29.850	3	<b>29.850</b>



# TRI – V–Start 13 – 14 Females




## Finals Results (Zero Finals)

Pos	Nationality	Name	Club	Routine	E1	E2	E3	E4	E5	Diff	ToF	Pen	Score	Rank	Total
1st		Eloise Hackett	Edgbarrow Trampoline Club	<a href="#">Pass 1</a>	7.9	8.1	7.8	8.1	8.4		11.895		35.995	4	
				<a href="#">Pass 2</a>	7.6	7.4	7.5	8.0	8.0	3.0	12.360		38.460	2	74.455
				<a href="#">Pass 3</a>	8.5	8.4	8.0	9.1	8.7	3.0	12.400		41.000	1	<b>41.000</b>
2nd		Willow Gill	Abbey High Fliers	<a href="#">Pass 1</a>	8.0	8.1	8.0	8.2	8.6		12.110		36.410	1	
				<a href="#">Pass 2</a>	7.7	7.4	7.9	8.0	8.4	2.4	12.155		38.155	1	74.565
				<a href="#">Pass 3</a>	8.2	8.1	8.0	8.5	8.4	2.4	12.360		39.460	2	<b>39.460</b>
3rd		Jess Morris	Edgbarrow Trampoline Club	<a href="#">Pass 1</a>	7.9	8.2	8.0	8.1	9.0		11.970		36.270	2	
				<a href="#">Pass 2</a>	7.6	7.6	7.6	7.6	8.6	2.9	10.995		36.695	4	72.965
				<a href="#">Pass 3</a>	8.1	8.0	7.6	8.8	8.6	2.9	11.375		38.975	3	<b>38.975</b>
4th		Emily Rooke	Edgbarrow Trampoline Club	<a href="#">Pass 1</a>	7.8	8.1	7.8	8.1	8.4		12.270		36.270	2	
				<a href="#">Pass 2</a>	7.4	7.2	7.6	7.6	7.8	2.4	12.200		37.200	3	73.470
				<a href="#">Pass 3</a>	8.0	7.9	7.8	8.4	8.0	2.3	12.570		38.770	4	<b>38.770</b>
5th		Eva Mansell	Sandwell Flyers	<a href="#">Pass 1</a>	7.9	7.9	7.6	7.8	7.9		11.040		34.640	8	
				<a href="#">Pass 2</a>	7.7	7.5	7.7	8.1	8.3	3.0	11.660		38.160	5	72.800
				<a href="#">Pass 3</a>	7.9	7.8	7.6	8.3	8.2	3.0	11.345		38.245	5	<b>38.245</b>
6th		Lily Black	Aspire Trampoline Academy	<a href="#">Pass 1</a>	8.0	7.8	8.1	8.1	7.7		10.290		34.190	9	
				<a href="#">Pass 2</a>	7.6	7.3	7.6	8.0	8.2	3.0	11.865		38.065	6	72.255
				<a href="#">Pass 3</a>	7.6	7.6	7.4	8.1	7.8	3.0	12.160		38.160	6	<b>38.160</b>
7th		Emma Griggs	Edgbarrow Trampoline Club	<a href="#">Pass 1</a>	8.2	8.2	7.7	7.9	7.8		10.790		34.690	7	
				<a href="#">Pass 2</a>	7.6	7.4	7.6	7.8	7.4	3.0	11.445		37.045	7	71.735
				<a href="#">Pass 3</a>	7.5	7.4	7.6	7.9	7.3	3.0	11.150		36.650	7	<b>36.650</b>
8th		Josie Sivyer	Skybound	<a href="#">Pass 1</a>	7.6	7.9	7.8	8.0	7.9		11.805		35.405	5	
				<a href="#">Pass 2</a>	7.3	7.0	7.3	7.6	6.7	3.0	11.035		35.635	8	71.040
				<a href="#">Pass 3</a>	6.9	6.8	7.3	7.3	6.5	3.0	11.050		35.050	8	<b>35.050</b>



# TRI – V–Start 13 – 14 Males

## Finals Results (Zero Finals)

Pos	Nationality	Name	Club	Routine	E1	E2	E3	E4	E5	Diff	ToF	Pen	Score	Rank	Total
1st		Noah Brown	Singapore Trampoline Academy	<a href="#">Pass 1</a>	6.2	6.6	6.1	6.5	6.3		11.285		30.285	2	
				<a href="#">Pass 2</a>	7.0	6.8	7.0	7.4	6.6	2.0	11.130		33.930	2	64.215
				<a href="#">Pass 3</a>	6.8	6.7	7.1	7.3	6.4	2.0	11.220		33.820	1	<b>33.820</b>
2nd		Callum Clarke	Ultimate Trampoline Club	<a href="#">Pass 1</a>	7.4	7.5	7.2	7.4	7.1		10.295		32.295	1	
				<a href="#">Pass 2</a>	7.1	6.9	7.1	7.4	6.9	3.0	10.245		34.345	1	66.640
				<a href="#">Pass 3</a>	7.1	7.0	7.2	7.4	6.8	2.2	9.905		33.405	2	<b>33.405</b>
3rd		Archie Hughes	Dynamo Trampoline Academy	<a href="#">Pass 1</a>	5.9	6.0	5.9	6.1	5.7		10.610		28.410	3	
				<a href="#">Pass 2</a>	6.4	6.2	6.4	6.6	5.4	3.0	10.990		32.990	3	61.400
				<a href="#">Pass 3</a>	5.9	5.8	6.2	6.4	5.6	3.0	10.685		31.585	3	<b>31.585</b>



# TRI – V–Start 15 – 16 Females



## Finals Results (Zero Finals)

Pos	Nationality	Name	Club	Routine	E1	E2	E3	E4	E5	Diff	ToF	Pen	Score	Rank	Total
1st		Alice Bruun	Edgbarrow Trampoline Club	<a href="#">Pass 1</a>	8.2	8.4	8.3	8.4	9.2		13.590		38.690	1	
				<a href="#">Pass 2</a>	8.1	8.1	8.1	8.7	9.0	3.0	13.850		41.750	1	80.440
				<a href="#">Pass 3</a>	8.5	8.5	8.5	8.7	8.6	3.0	13.645		42.245	1	<b>42.245</b>
2nd		Emma Kendall	Edgbarrow Trampoline Club	<a href="#">Pass 1</a>	7.2	7.5	7.4	7.7	7.6		11.430		33.930	2	
				<a href="#">Pass 2</a>	7.7	7.6	7.7	7.9	8.0	2.0	11.950		37.250	2	71.180
				<a href="#">Pass 3</a>	7.9	7.8	7.6	8.3	8.2	2.0	11.820		37.720	2	<b>37.720</b>
3rd		Sadie Norris	Aire Trampoline Club	<a href="#">Pass 1</a>	6.9	7.2	7.1	7.3	7.6		10.640		32.240	6	
				<a href="#">Pass 2</a>	7.3	7.3	7.3	7.4	7.8	2.2	10.520		34.720	5	66.960
				<a href="#">Pass 3</a>	7.7	7.6	7.1	8.3	8.3	2.2	10.885		36.685	3	<b>36.685</b>
4th		Olivia Stier	Town Flyers Trampoline Club	<a href="#">Pass 1</a>	7.4	7.7	7.2	7.6	6.9		11.255		33.455	4	
				<a href="#">Pass 2</a>	6.9	6.7	7.0	7.0	7.2	2.0	12.025		34.925	4	68.380
				<a href="#">Pass 3</a>	7.1	7.0	6.9	7.2	7.2	2.0	11.920		35.220	4	<b>35.220</b>
5th		Emily Campbell Lambert	Skybound	<a href="#">Pass 1</a>	6.6	7.0	6.6	6.9	7.1		10.770		31.270	7	
				<a href="#">Pass 2</a>	6.7	6.7	6.7	6.8	7.0	2.0	11.105		33.305	7	64.575
				<a href="#">Pass 3</a>	7.2	7.2	7.3	7.6	7.0	2.0	10.865		34.565	5	<b>34.565</b>
6th		Rebecca Sage	Skybound	<a href="#">Pass 1</a>	7.0	7.2	6.7	7.0	7.0		10.265		31.265	8	
				<a href="#">Pass 2</a>	6.6	6.3	6.8	6.8	7.1	2.1	10.045		32.345	8	63.610
				<a href="#">Pass 3</a>	7.3	7.3	6.9	7.7	7.7	2.1	10.150		34.550	6	<b>34.550</b>
7th		Yi Fan Wu (claire) Yi Fan	Singapore Trampoline Academy	<a href="#">Pass 1</a>	7.5	7.5	7.4	7.6	7.1		11.390		33.790	3	
				<a href="#">Pass 2</a>	7.1	6.9	7.2	7.2	7.1	2.2	11.270		34.870	3	68.660
				<a href="#">Pass 3</a>	6.9	6.8	6.9	7.3	6.9	2.2	11.255		34.155	7	<b>34.155</b>
8th		Kyra Liddington	Fusion Gymnastics Wales	<a href="#">Pass 1</a>	7.7	7.9	7.5	7.8	7.3		10.620	1.0	32.620	5	
				<a href="#">Pass 2</a>	6.9	6.9	6.9	6.9	6.9	3.0	10.205	1.0	32.905	6	65.525
				<a href="#">Pass 3</a>	6.4	6.4	6.7	7.0	6.1	3.0	10.555	1.0	32.055	8	<b>32.055</b>



# TRI – V–Start 15 – 16 Males





## Finals Results (Zero Finals)

Pos	Nationality	Name	Club	Routine	E1	E2	E3	E4	E5	Diff	ToF	Pen	Score	Rank	Total
1st		Alfie Rosam-Lee	Abbey High Fliers	<a href="#">Pass 1</a>	7.5	7.6	7.2	7.4	7.4		11.540		33.840	1	
				<a href="#">Pass 2</a>	7.0	6.9	7.1	7.1	7.3	1.9	11.440		34.540	2	68.380
				<a href="#">Pass 3</a>	7.6	7.5	7.6	7.8	7.4	2.0	11.355		36.055	1	<b>36.055</b>
2nd		Ben Watson	London Trampoline Academy	<a href="#">Pass 1</a>	7.1	7.6	7.2	7.5	7.2		10.995		32.895	2	
				<a href="#">Pass 2</a>	7.4	7.3	7.3	7.7	7.7	2.1	11.095		35.595	1	68.490
				<a href="#">Pass 3</a>	7.2	7.1	7.0	7.3	7.3	2.1	10.985		34.685	2	<b>34.685</b>



# TRI – V–Start 17+ Females


## Finals Results (Zero Finals)

Pos	Nationality	Name	Club	Routine	E1	E2	E3	E4	E5	Diff	ToF	Pen	Score	Rank	Total
1st		Siying Pek	Singapore Trampoline Academy	<a href="#">Pass 1</a>	7.8	8.3	7.8	8.1	8.6		12.185	1.0	35.385	2	
				<a href="#">Pass 2</a>	7.9	7.5	7.9	8.4	8.4	2.9	12.105	1.0	38.205	2	73.590
				<a href="#">Pass 3</a>	8.5	8.4	8.2	9.0	8.7	2.9	12.280	1.0	39.780	1	<b>39.780</b>
2nd		Madeline Waldock	Abbey High Fliers	<a href="#">Pass 1</a>	7.6	8.1	8.0	8.3	8.4		12.590		36.990	1	
				<a href="#">Pass 2</a>	7.9	7.8	8.0	8.0	8.3	2.0	12.580		38.480	1	75.470
				<a href="#">Pass 3</a>	8.2	8.1	8.2	8.6	8.2	2.0	12.525		39.125	2	<b>39.125</b>
3rd		Lucy Wodroff	Ultima TC	<a href="#">Pass 1</a>	7.0	7.1	6.8	7.0	7.3		12.020		33.120	3	
				<a href="#">Pass 2</a>	6.9	6.6	7.1	7.2	7.2	2.4	12.310		35.910	3	69.030
				<a href="#">Pass 3</a>	7.3	7.2	7.1	7.8	7.4	2.4	12.245		36.545	3	<b>36.545</b>
4th		Isabelle Prodger	Skybound	<a href="#">Pass 1</a>	6.9	7.3	6.8	7.1	6.5		9.145		29.945	4	
				<a href="#">Pass 2</a>	6.7	6.3	6.7	7.1	5.9	2.4	8.865		30.965	4	60.910
				<a href="#">Pass 3</a>	6.4	6.4	6.9	6.9	5.9	2.4	8.945		31.045	4	<b>31.045</b>



# TRI – V–Start 17+ Males

## Finals Results (Zero Finals)

Pos	Nationality	Name	Club	Routine	E1	E2	E3	E4	E5	Diff	ToF	Pen	Score	Rank	Total
1st		Mark Burtenshaw	London Trampoline Academy	<a href="#">Pass 1</a>	7.8	7.8	7.4	7.5	7.7		10.935		33.935	1	
				<a href="#">Pass 2</a>	7.4	7.1	7.3	7.8	7.4	2.5	10.840		35.440	1	69.375
				<a href="#">Pass 3</a>	7.5	7.4	7.5	7.9	7.5	2.5	11.045		36.045	1	<b>36.045</b>



# TRS – V–Synch – 9 – 12

s Results (Zero Finals)

Pos	Nationality	Name	Club	Routine	E1	E2	E3	E4	Diff	Syn	Pen	Score	Total
1st		Belle Holliday/Kira Holliday	Carlisle Trampoline Club	<a href="#">Pass 1</a>	7.3	7.3	6.8	7.2	7.0	8.7		38.900	
				<a href="#">Pass 2</a>	7.5	7.4	7.2	7.3	7.0	8.7		<b>39.100</b>	



# TRS – V–Synch – 13 – 16

s Results (Zero Finals)

Pos	Nationality	Name	Club	Routine	E1	E2	E3	E4	Diff	Syn	Pen	Score	Total
1st		Chloe Shaw/Sara Shaw	Singapore Trampoline Academy	<a href="#">Pass 1</a> <a href="#">Pass 2</a>	7.2 8.3	7.0 8.4	6.6 7.9	7.0 8.0	7.1 5.9	8.7 9.1		38.500 40.400	
2nd		Jemma Salkeld/Emily Trotter	Carlisle Trampoline Club	<a href="#">Pass 1</a> <a href="#">Pass 2</a>	7.4 7.2	7.3 7.2	6.9 6.5	7.2 7.0	7.8 7.8	8.7 9.0		39.700 40.000	
3rd		Chloe Annett/Madeline Cousins	Tolworth Gymnastics Club	<a href="#">Pass 1</a> <a href="#">Pass 2</a>	7.9 7.6	8.0 7.6	7.5 7.4	7.6 7.5	6.4 6.4	8.8 9.2		39.500 39.900	
4th		Melanie Edgell/Lia Sardelis	Skyriders Trampoline Place	<a href="#">Pass 1</a> <a href="#">Pass 2</a>	7.0 7.3	6.9 7.2	6.6 6.9	6.8 7.1	5.9 5.9	8.2 8.3		36.000 36.800	



# TRS – V–Synch – 17+






s Results (Zero Finals)

Pos	Nationality	Name	Club	Routine	E1	E2	E3	E4	Diff	Syn	Pen	Score	Total
1st		Roshni James/Kasha Noga-bard	Skyriders Trampoline Place	<a href="#">Pass 1</a> <a href="#">Pass 2</a>	7.4	7.3	6.9	7.1	10.4	7.9	1.0	39.600	<b>41.500</b>
2nd		Ruth Schofield/Chloe Spinks	Lincoln Imps	<a href="#">Pass 1</a> <a href="#">Pass 2</a>	8.3	8.4	7.5	7.9	5.8	8.1		38.200	<b>38.700</b>
3rd		Rachel Betts/Beth Mc Robbie	Lincoln Imps	<a href="#">Pass 1</a> <a href="#">Pass 2</a>	6.8	6.7	6.1	6.6	5.8	8.9		36.900	<b>37.100</b>



# DMT – V–Base 9 – 12 Females


## Finals Results (Zero Finals)

Pos	Nationality	Name	Club	Routine	E1	E2	E3	E4	E5	Diff	Pen	Total	Score	Rank	Total
1st		Lucy Pook	Alchemy Trampoline and D.M.T Club	<a href="#">Pass 1</a>	9.6	9.7	9.1	9.2	9.5	2.7		31.00	62.60	1	<b>62.40</b>
				<a href="#">Pass 2</a>	9.7	9.6	9.4	9.5	9.6	2.9	31.60				
				<a href="#">Pass 3</a>	9.6	9.5	9.3	9.6	9.6	2.7	31.40				
				<a href="#">Pass 4</a>	9.8	9.7	9.5	9.7	9.8	1.8	31.00				
2nd		Maddy Philbrook	Sandwell Flyers	<a href="#">Pass 1</a>	9.6	9.7	9.3	9.3	9.7	1.3		29.90	59.40	2	<b>59.50</b>
				<a href="#">Pass 2</a>	9.5	9.4	9.2	9.4	9.5	1.2	29.50				
				<a href="#">Pass 3</a>	9.8	9.4	9.3	9.6	9.6	1.3	29.90				
				<a href="#">Pass 4</a>	9.5	9.4	9.3	9.3	9.3	1.6	29.60				
3rd		Caitlin Basterfield	Sandwell Flyers	<a href="#">Pass 1</a>	9.4	9.5	8.9	9.0	9.2	1.2		28.80	57.30	3	<b>58.50</b>
				<a href="#">Pass 2</a>	9.2	9.1	9.0	9.1	9.1	1.2	28.50				
				<a href="#">Pass 3</a>	9.5	9.5	9.1	9.3	9.4	1.3	29.50				
				<a href="#">Pass 4</a>	9.3	9.3	9.1	9.1	9.5	1.3	29.00				
4th		Molly Lunt	Dynamo Trampoline Academy	<a href="#">Pass 1</a>	9.2	9.3	8.7	8.7	9.2	1.1		28.20	56.10	4	<b>56.20</b>
				<a href="#">Pass 2</a>	9.0	8.9	8.8	8.9	8.9	1.2	27.90				
				<a href="#">Pass 3</a>	9.2	9.2	8.8	9.2	9.1	0.7	28.20				
				<a href="#">Pass 4</a>	9.3	9.2	9.0	8.9	9.3	0.5	28.00				
5th		Lyla Robinson	Dynamo Trampoline Academy	<a href="#">Pass 1</a>	8.9	8.9	8.9	8.9	9.0	1.0		27.70	55.80	5	<b>53.10</b>
				<a href="#">Pass 2</a>	9.0	9.0	8.9	8.9	9.0	1.2	28.10				
				<a href="#">Pass 3</a>	9.2	9.2	8.9	9.0	9.1	0.0	0.9	26.40			
				<a href="#">Pass 4</a>	8.9	8.8	8.8	8.7	8.8	1.2	0.9	26.70			



# DMT – V–Base 9 – 12 Males





## Finals Results (Zero Finals)

Pos	Nationality	Name	Club	Routine	E1	E2	E3	E4	E5	Diff	Pen	Total	Score	Rank	Total
1st		Cole Johnson	Dynamo Trampoline Academy	<a href="#">Pass 1</a>	9.1	9.1	8.8	8.8	9.0	1.0		27.90	54.70	1	<b>54.40</b>
				<a href="#">Pass 2</a>	8.8	8.9	8.8	8.8	9.0	1.2	0.9	26.80			
				<a href="#">Pass 3</a>	9.1	9.0	8.7	8.9	9.1	0.6		27.60	54.40		
				<a href="#">Pass 4</a>	9.1	9.0	8.9	8.7	9.1	0.7	0.9	26.80			



# DMT – V–Base 13 – 16 Females



## Finals Results (Zero Finals)

Pos	Nationality	Name	Club	Routine	E1	E2	E3	E4	E5	Diff	Pen	Total	Score	Rank	Total
1st		Molly Pook	Alchemy Trampoline and D.M.T Club	<a href="#">Pass 1</a>	9.4	9.5	8.9	9.0	9.2	1.7		29.30	59.30	3	59.70
				<a href="#">Pass 2</a>	9.6	9.5	9.2	9.4	9.5	1.6	30.00				
				<a href="#">Pass 3</a>	9.6	9.6	9.5	9.6	9.8	1.3	30.10				
				<a href="#">Pass 4</a>	9.6	9.5	9.3	9.2	9.5	1.3	29.60				
2nd		Evie Sharper	Alchemy Trampoline and D.M.T Club	<a href="#">Pass 1</a>	9.5	9.6	9.3	9.3	9.7	1.7		30.10	60.10	1	58.50
				<a href="#">Pass 2</a>	9.6	9.6	9.3	9.5	9.7	1.3	30.00				
				<a href="#">Pass 3</a>	9.4	9.4	9.2	9.3	9.5	1.2	29.30				
				<a href="#">Pass 4</a>	9.4	9.3	9.2	9.0	9.6	1.3	29.20				
3rd		Skye Metcalfe	Harrogate Gymnastics Club	<a href="#">Pass 1</a>	9.5	9.6	8.9	8.9	9.3	2.7		30.40	59.80	2	58.10
				<a href="#">Pass 2</a>	9.5	9.4	9.2	9.3	9.4	1.3	29.40				
				<a href="#">Pass 3</a>	9.6	9.4	9.2	9.2	9.4	1.3	29.30				
				<a href="#">Pass 4</a>	9.3	9.2	9.1	9.0	9.2	1.3	28.80				
4th		Lily Henderson	Harrogate Gymnastics Club	<a href="#">Pass 1</a>	9.5	9.5	9.1	9.1	9.5	1.3		29.40	58.30	4	57.30
				<a href="#">Pass 2</a>	9.3	9.2	8.9	9.1	9.2	1.4	28.90				
				<a href="#">Pass 3</a>	9.3	9.3	8.7	9.2	9.2	1.2	28.90				
				<a href="#">Pass 4</a>	9.5	9.3	8.9	9.1	9.3	0.7	28.40				



# DMT – V–Base 13 – 16 Males


## Finals Results (Zero Finals)

Pos	Nationality	Name	Club	Routine	E1	E2	E3	E4	E5	Diff	Pen	Total	Score	Rank	Total
1st		Oliver Atkin	Sandwell Flyers	<a href="#">Pass 1</a>	9.6	9.7	9.2	9.2	9.6	1.3		29.70	58.80	1	<b>58.30</b>
				<a href="#">Pass 2</a>	9.3	9.3	9.3	9.3	9.3	1.2	29.10				
				<a href="#">Pass 3</a>	9.4	9.0	9.2	9.0	9.5	1.3	28.90	58.30	1		
				<a href="#">Pass 4</a>	9.5	9.4	9.1	9.4	9.4	1.2	29.40				
2nd		Archie Hughes	Dynamo Trampoline Academy	<a href="#">Pass 1</a>	9.2	9.2	8.8	8.8	9.4	1.0		28.20	56.60	2	<b>54.70</b>
				<a href="#">Pass 2</a>	9.1	9.1	8.9	9.0	9.2	1.2	28.40				
				<a href="#">Pass 3</a>	9.1	8.8	8.9	8.8	9.1	0.7	27.50	54.70	2		
				<a href="#">Pass 4</a>	9.0	8.9	8.7	8.6	9.0	0.9	0.3			27.20	



# DMT – V–Base 17+ Females



Finals Results (Zero Finals)

Pos	Nationality	Name	Club	Routine	E1	E2	E3	E4	E5	Diff	Pen	Total	Score	Rank	Total
1st		Lauren Johnson	Dynamo Trampoline Academy	<a href="#">Pass 1</a>	9.3	9.3	9.2	9.2	9.3	1.8		29.60	59.20	1	<b>58.20</b>
				<a href="#">Pass 2</a>	9.4	9.5	9.5	9.3	9.4	1.3	29.60				
				<a href="#">Pass 3</a>	9.3	8.9	9.4	9.1	9.2	1.2	28.80	58.20			
				<a href="#">Pass 4</a>	9.4	9.4	9.6	9.3	9.4	1.2	29.40				



# DMT – V–Club 9 – 12 Females


## Finals Results (Zero Finals)

Pos	Nationality	Name	Club	Routine	E1	E2	E3	E4	E5	Diff	Pen	Total	Score	Rank	Total
1st		Paige Russell	JUMP GC	<a href="#">Pass 1</a>	9.4	9.5	9.0	9.0	9.4	3.1		30.90	60.90	1	<b>60.00</b>
				<a href="#">Pass 2</a>	9.2	9.1	8.7	9.0	9.3	2.7	30.00				
				<a href="#">Pass 3</a>	9.5	9.5	9.0	9.2	9.5	1.7	29.90	60.00			
				<a href="#">Pass 4</a>	9.3	9.2	9.0	8.9	9.5	2.6	30.10				
2nd		Mia Horton	Sandwell Flyers	<a href="#">Pass 1</a>	9.3	9.4	8.9	8.9	9.3	2.7		30.20	60.30	2	<b>59.40</b>
				<a href="#">Pass 2</a>	9.2	9.1	8.8	9.0	9.1	2.9	30.10				
				<a href="#">Pass 3</a>	9.1	8.7	8.9	8.8	9.2	2.6	29.40	59.40			
				<a href="#">Pass 4</a>	9.6	9.4	9.3	9.3	9.5	1.8	30.00				



# DMT – V–Club 9 – 12 Males

## Finals Results (Zero Finals)

Pos	Nationality	Name	Club	Routine	E1	E2	E3	E4	E5	Diff	Pen	Total	Score	Rank	Total
1st		Aydin Ali	Sandwell Flyers	<a href="#">Pass 1</a>	9.3	9.4	9.2	9.3	9.3	1.6		29.50	59.90	1	<b>59.90</b>
				<a href="#">Pass 2</a>	9.2	9.3	9.1	9.2	9.4	2.7	30.40				
				<a href="#">Pass 3</a>	9.3	9.3	8.8	9.2	9.3	2.5	30.30	59.90			
				<a href="#">Pass 4</a>	9.5	9.3	9.2	9.2	9.3	1.8	29.60				



# DMT – V–Club 13 – 16 Females


## Finals Results (Zero Finals)

Pos	Nationality	Name	Club	Routine	E1	E2	E3	E4	E5	Diff	Pen	Total	Score	Rank	Total
1st		Jada Porter	Sandwell Flyers	<a href="#">Pass 1</a>	9.5	9.6	9.2	9.3	9.3	2.7		30.80	62.60	1	<b>63.70</b>
				<a href="#">Pass 2</a>	9.6	9.5	9.2	9.4	9.6	3.3		31.80			
				<a href="#">Pass 3</a>	9.6	9.6	9.3	9.4	9.6	3.0		31.60			
				<a href="#">Pass 4</a>	9.6	9.6	9.4	9.2	9.6	3.5		32.10			
2nd		Holly Blackwell	Heart of England Trampoline Club	<a href="#">Pass 1</a>	9.4	9.5	9.0	9.0	9.2	2.9		30.50	59.80	2	<b>60.90</b>
				<a href="#">Pass 2</a>	9.5	9.5	9.2	9.4	9.6	1.8	0.9	29.30			
				<a href="#">Pass 3</a>	9.5	9.3	9.2	9.3	9.4	2.1		30.10			
				<a href="#">Pass 4</a>	9.5	9.4	9.1	9.3	9.4	2.7		30.80			
3rd		Martha Whitehouse	Sandwell Flyers	<a href="#">Pass 1</a>	9.2	9.2	8.8	8.8	9.2	2.7		29.90	59.10	3	<b>59.30</b>
				<a href="#">Pass 2</a>	9.4	9.3	9.1	9.3	9.4	2.1	0.9	29.20			
				<a href="#">Pass 3</a>	9.4	9.3	9.0	9.4	9.3	2.1		30.10			
				<a href="#">Pass 4</a>	9.2	9.1	9.1	8.8	9.2	2.1	0.3	29.20			



# DMT – V–Club 17+ Males


Finals Results (Zero Finals)

Pos	Nationality	Name	Club	Routine	E1	E2	E3	E4	E5	Diff	Pen	Total	Score	Rank	Total
1st		Adam Mackin	Dynamo Trampoline Academy	<a href="#">Pass 1</a>	9.5	9.5	9.3	9.3	9.6	1.8	0.9	29.20	59.70	1	60.50
				<a href="#">Pass 2</a>	9.3	9.3	9.1	9.2	9.3	2.7	30.50				
				<a href="#">Pass 3</a>	9.5	9.5	9.3	9.4	9.5	2.2	30.30	60.50			
				<a href="#">Pass 4</a>	9.6	9.5	9.2	9.5	9.4	1.8	30.20				



# DMT – V–Elite 9 – 12 Females


## Finals Results (Zero Finals)

Pos	Nationality	Name	Club	Routine	E1	E2	E3	E4	E5	Diff	Pen	Total	Score	Rank	Total
1st		Arabel Pedoson	Biomechanics Group SC	<a href="#">Pass 1</a>	9.3	9.3	9.1	9.1	9.3	3.0		30.70	61.30	1	<b>60.90</b>
				<a href="#">Pass 2</a>	9.4	9.3	9.0	9.2	9.4	2.7	30.60				
				<a href="#">Pass 3</a>	9.1	8.7	9.0	8.8	9.2	3.3	30.20	60.90	1		
				<a href="#">Pass 4</a>	9.3	9.2	9.1	8.9	9.3	3.1	30.70				



# DMT – V–Elite 9– 12 Males



## Finals Results (Zero Finals)

Pos	Nationality	Name	Club	Routine	E1	E2	E3	E4	E5	Diff	Pen	Total	Score	Rank	Total
1st		Alfie Lynch	Heart of England Trampoline Club	<a href="#">Pass 1</a>	9.2	9.3	9.0	9.1	9.2	3.2	0.9	29.80	60.20	1	<b>60.10</b>
				<a href="#">Pass 2</a>	9.2	9.0	8.7	9.0	9.1	3.3	30.40				
				<a href="#">Pass 3</a>	9.2	9.0	8.8	8.9	9.2	3.0	30.10	60.10			
				<a href="#">Pass 4</a>	9.3	9.2	8.8	9.0	9.2	3.5	30.00				



# DMT – V–Elite 13 – 16 Males

## Finals Results (Zero Finals)

Pos	Nationality	Name	Club	Routine	E1	E2	E3	E4	E5	Diff	Pen	Total	Score	Rank	Total
1st		Ethan Cunningham	JUMP GC	<a href="#">Pass 1</a>	9.5	9.5	9.1	9.1	9.5	6.9	0.3	34.70	69.90	1	<b>66.70</b>
				<a href="#">Pass 2</a>	9.3	9.2	9.1	9.2	9.2	7.6	35.20				
				<a href="#">Pass 3</a>	9.3	8.9	9.3	9.0	9.4	6.4	34.00				
				<a href="#">Pass 4</a>	9.6	9.5	9.2	9.5	9.4	4.3	32.70				
2nd		Rhyse Oliveri	Heart of England Trampoline Club	<a href="#">Pass 1</a>	9.2	9.2	8.7	8.7	9.1	6.0	0.3	32.70	65.60	2	<b>64.40</b>
				<a href="#">Pass 2</a>	9.1	9.1	8.9	9.0	9.2	6.0	0.3	32.90			
				<a href="#">Pass 3</a>	9.1	9.1	8.8	8.8	9.3	5.2	32.20				
				<a href="#">Pass 4</a>	9.3	9.3	9.0	9.2	9.3	4.4	32.20				




VERIFLITE



# DMT – V–Open Mens

Proudly presented by Rebound Products

Finals Results (Zero Finals)

Pos	Nationality	Name	Club	Routine	E1	E2	E3	E4	E5	Diff	Pen	Total	Score	Rank	Total
1st		Ethan Cunningham	JUMP GC	<a href="#">Pass 1</a>	9.4	9.4	9.2	9.2	9.5	6.9		34.90	71.00	1	66.70
				<a href="#">Pass 2</a>	9.3	9.2	8.8	9.2	9.5	8.4		36.10			
				<a href="#">Pass 3</a>	9.5	9.1	9.2	9.1	9.5	7.2	0.3	34.70	66.70	1	
				<a href="#">Pass 4</a>	9.6	9.5	9.3	9.3	9.5	3.7		32.00			



# MINI – V–Base 9 –12 Mixed

Pos	Nationality	Name	Club	Passes	Finals Results	
					Score	Total
1st		Alice Twiddle	Goole Gymnastics Club	<a href="#">Passes</a>	11.60	11.60
2nd		Alisha Mackinnon-Wade	Goole Gymnastics Club	<a href="#">Passes</a>	11.30	11.30
3rd		Natasha Clyne	Goole Gymnastics Club	<a href="#">Passes</a>	11.20	11.20









# MINI – V–Club 9 –12 Mixed

Pos	Nationality	Name	Club	Passes	Finals Results	
					Score	Total
1st		Sophie Westerman	Goole Gymnastics Club	<a href="#">Passes</a>	11.80	11.80
2nd		Emily Parker	Goole Gymnastics Club	<a href="#">Passes</a>	11.60	11.60
=3rd		Maja Woszczyna	Goole Gymnastics Club	<a href="#">Passes</a>	11.40	11.40
=3rd		Emily Correia	Goole Gymnastics Club	<a href="#">Passes</a>	11.40	11.40
5th		Georgina Williams	Goole Gymnastics Club	<a href="#">Passes</a>	11.30	11.30




# MINI – V–Club 13 – 16 Female

Pos	Nationality	Name	Club	Passes	Finals Results	
					Score	Total
1st		Katie Lowther	Goole Gymnastics Club	<a href="#">Passes</a>	11.60	11.60
=2nd		Tia Slater-Lewis	Goole Gymnastics Club	<a href="#">Passes</a>	11.50	11.50
=2nd		Erin Haytack	Goole Gymnastics Club	<a href="#">Passes</a>	11.50	11.50
=2nd		Chloe Petch	Goole Gymnastics Club	<a href="#">Passes</a>	11.50	11.50
=5th		Ines Luczka	Goole Gymnastics Club	<a href="#">Passes</a>	11.30	11.30
=5th		Emily Hornshaw	Goole Gymnastics Club	<a href="#">Passes</a>	11.30	11.30



# MINI – V–Club 13 –16 Male

Pos	Nationality	Name	Club	Passes	Finals Results	
					Score	Total
1st		Adam Westerman	Goole Gymnastics Club	<a href="#">Passes</a>	11.90	11.90



**REBOUND**  
PRODUCTS





**Sport & Leisure**  
Services Limited  
info@slservices.com 01785 990285

**VERIFLITE**





## V-MINI 1 – 9–12 Mixed

Pos	Nationality	Name	Club	Streams	Finals Results	
					Score	Total
1st		Alice Twiddle/Alisha Mackinnon-Wade/Natasha Clyne	Goole Gymnastics Club	<a href="#">Passes</a>	10.80	10.80
2nd		Maja Woszczyzna/Georgina Williams/Emily Correia	Goole Gymnastics Club	<a href="#">Passes</a>	10.70	10.70



# V-MINI 1 – 13–16 Female

Pos	Nationality	Name	Club	Streams	Finals Results	
					Score	Total
=1st		Tia Slater-Lewis/Erin Haytack/Chloe Petch	Goole Gymnastics Club	<a href="#">Passes</a>	10.80	10.80
=1st		Katie Lowther/Emily Hornshaw/Ines Luczka	Goole Gymnastics Club	<a href="#">Passes</a>	10.80	10.80



# TUM – V–Base 9 – 12 Females


## Finals Results (Zero Finals)

Pos	Nationality	Name	Club	Routine	E1	E2	E3	E4	E5	Diff	Pen	Total	Score	Rank	Total
1st		Luisa Bianco	Sandwell Flyers	<a href="#">Pass 1</a>	8.6	9.1	8.8	9.2	8.8	1.2		27.90	55.40	1	28.30
				<a href="#">Pass 2</a>	8.7	8.5	8.7	9.0	8.8	1.3	27.50				
				<a href="#">Pass 3</a>	9.2	9.2	8.9	8.6	8.9	1.3	28.30				
				<a href="#">Pass 4</a>							28.30				
2nd		Lily-Mae Eades	Sandwell Flyers	<a href="#">Pass 1</a>	8.9	8.9	8.8	9.2	8.8	1.2		27.80	54.60	2	26.20
				<a href="#">Pass 2</a>	8.5	8.0	8.5	9.0	8.5	1.3	26.80				
				<a href="#">Pass 3</a>	8.5	8.6	8.4	8.0	8.0	1.3	26.20				
				<a href="#">Pass 4</a>							26.20				
3rd		Madison Mander	Sandwell Flyers	<a href="#">Pass 1</a>	8.0	8.3	8.1	8.4	7.8	1.2		25.60	51.90	3	25.60
				<a href="#">Pass 2</a>	8.3	8.2	8.3	8.6	8.4	1.3	26.30				
				<a href="#">Pass 3</a>	8.5	8.3	8.1	7.7	8.0	1.2	25.60				
				<a href="#">Pass 4</a>							25.60				
4th		Renaya Kelly-Golding	Sandwell Flyers	<a href="#">Pass 1</a>	7.3	7.8	7.8	7.9	7.7	1.3		24.60	50.80	4	24.50
				<a href="#">Pass 2</a>	8.3	8.3	8.3	8.3	8.3	1.3	26.20				
				<a href="#">Pass 3</a>	8.1	8.1	7.7	7.5	7.3	1.2	24.50				
				<a href="#">Pass 4</a>							24.50				
5th		Tarjae Paisley	Sandwell Flyers	<a href="#">Pass 1</a>	7.8	8.2	8.2	8.4	8.2	1.2		25.80	48.80	5	23.90
				<a href="#">Pass 2</a>	7.3	7.3	7.3	7.3	7.3	1.3	0.2	23.00			
				<a href="#">Pass 3</a>	7.9	7.9	7.5	7.1	7.2	1.3	23.90				
				<a href="#">Pass 4</a>							23.90				



# TUM – V–Base 9 – 12 Males


## Finals Results (Zero Finals)

Pos	Nationality	Name	Club	Routine	E1	E2	E3	E4	E5	Diff	Pen	Total	Score	Rank	Total
1st		Akaiah Kelly-Grossett	Sandwell Flyers	<a href="#">Pass 1</a>	7.3	7.7	7.2	7.5	7.1	1.2		23.20	47.40	1	<b>24.30</b>
				<a href="#">Pass 2</a>	7.6	7.2	7.7	7.9	7.6	1.3	24.20				
				<a href="#">Pass 3</a>	7.9	7.9	7.6	7.6	7.6	1.2	24.30	24.30	1		
				<a href="#">Pass 4</a>											



# TUM – V–Base 13 – 16 Females



## Finals Results (Zero Finals)

Pos	Nationality	Name	Club	Routine	E1	E2	E3	E4	E5	Diff	Pen	Total	Score	Rank	Total
1st		Kya Wilkes	Sandwell Flyers	<a href="#">Pass 1</a>	8.2	8.7	8.4	8.5	8.2	1.2		26.30	53.50	1	26.20
				<a href="#">Pass 2</a>	8.6	8.6	8.6	8.7	8.7	1.3	27.20				
				<a href="#">Pass 3</a>	8.5	8.6	8.2	8.2	8.2	1.3	26.20	26.20	1		
				<a href="#">Pass 4</a>											



# TUM – V–Club 9 – 12 Males




## Finals Results (Zero Finals)

Pos	Nationality	Name	Club	Routine	E1	E2	E3	E4	E5	Diff	Pen	Total	Score	Rank	Total
1st		Jett Mansell	Sandwell Flyers	<a href="#">Pass 1</a>	8.0	8.0	7.9	8.3	7.8	2.1		26.00	50.40	1	<b>25.70</b>
				<a href="#">Pass 2</a>	7.3	7.1	7.5	7.5	7.4	2.2	24.40				
				<a href="#">Pass 3</a>	8.0	8.0	7.9	7.6	7.5	2.2	25.70	25.70	1		
				<a href="#">Pass 4</a>											
2nd		Isaac Nelson	Sandwell Flyers	<a href="#">Pass 1</a>	7.9	8.3	8.0	8.2	7.6	1.6		25.70	49.50	2	<b>24.70</b>
				<a href="#">Pass 2</a>	7.2	7.1	7.3	7.4	7.3	2.0	23.80				
				<a href="#">Pass 3</a>	8.0	8.0	7.6	7.5	7.4	1.6	24.70	24.70	2		
				<a href="#">Pass 4</a>											



# TUM – V–Club 13 – 16 Females




## Finals Results (Zero Finals)

Pos	Nationality	Name	Club	Routine	E1	E2	E3	E4	E5	Diff	Pen	Total	Score	Rank	Total
1st		Isobel Jones	Sandwell Flyers	<a href="#">Pass 1</a>	8.7	8.9	8.9	9.3	8.9	2.1		28.80	56.50	1	29.30
				<a href="#">Pass 2</a>	8.3	8.0	8.5	8.6	8.4	2.5	27.70				
				<a href="#">Pass 3</a>	9.0	9.2	8.9	8.9	8.6	2.5	29.30				
				<a href="#">Pass 4</a>							29.30				
2nd		Lucy Nelson	Sandwell Flyers	<a href="#">Pass 1</a>	9.1	9.1	8.7	8.8	8.6	2.1		28.70	53.80	3	27.60
				<a href="#">Pass 2</a>	7.5	7.4	7.5	7.7	7.6	2.5	25.10				
				<a href="#">Pass 3</a>	8.7	8.6	8.4	8.0	8.1	2.5	27.60				
				<a href="#">Pass 4</a>							27.60				
3rd		Eva Mansell	Sandwell Flyers	<a href="#">Pass 1</a>	9.0	9.0	8.6	9.1	8.1	2.1		28.70	56.40	2	26.70
				<a href="#">Pass 2</a>	8.5	8.4	8.4	8.8	8.6	2.2	27.70				
				<a href="#">Pass 3</a>	8.2	8.5	8.2	8.1	8.2	2.1	26.70				
				<a href="#">Pass 4</a>							26.70				



# TUM – V–Club 17+ Females



## Finals Results (Zero Finals)

Pos	Nationality	Name	Club	Routine	E1	E2	E3	E4	E5	Diff	Pen	Total	Score	Rank	Total
1st		Miriam Fuller	Renmore Gymnastics Club	<a href="#">Pass 1</a>	8.8	9.2	8.8	9.3	8.6	3.2		30.00	59.70	1	<b>28.70</b>
				<a href="#">Pass 2</a>	9.0	8.7	9.2	9.2	9.1	2.4	29.70				
				<a href="#">Pass 3</a>	8.8	8.7	8.4	8.4	8.2	3.2	28.70	28.70	1		
				<a href="#">Pass 4</a>											
2nd		Freya Thornton	Sandwell Flyers	<a href="#">Pass 1</a>	8.7	8.9	8.8	9.2	8.3	2.1		28.50	55.70	3	<b>28.00</b>
				<a href="#">Pass 2</a>	8.3	7.9	8.3	8.7	8.3	2.3	27.20				
				<a href="#">Pass 3</a>	8.7	8.8	8.6	8.4	8.3	2.3	28.00	28.00	2		
				<a href="#">Pass 4</a>											
3rd		Emma Harmison	Sandwell Flyers	<a href="#">Pass 1</a>	8.7	8.7	8.7	9.2	8.6	2.1		28.20	57.80	2	<b>27.50</b>
				<a href="#">Pass 2</a>	9.1	8.6	9.1	9.6	9.1	2.3	29.60				
				<a href="#">Pass 3</a>	8.9	8.5	8.5	8.4	8.4	2.1	27.50	27.50	3		
				<a href="#">Pass 4</a>											



# TUM – V–Elite 13 – 16 Females


## Finals Results (Zero Finals)

Pos	Nationality	Name	Club	Routine	E1	E2	E3	E4	E5	Diff	Pen	Total	Score	Rank	Total
1st		Skye-Rose Hamilton	Sandwell Flyers	<a href="#">Pass 1</a>	7.9	8.4	8.4	8.8	8.1	3.2		28.10	57.20	2	<b>28.50</b>
				<a href="#">Pass 2</a>	8.6	8.5	8.5	8.8	8.6	3.4	29.10				
				<a href="#">Pass 3</a>	8.7	8.8	8.4	8.2	8.1	3.2	28.50	28.50	1		
				<a href="#">Pass 4</a>											
2nd		Zara Horan	Renmore Gymnastics Club	<a href="#">Pass 1</a>	8.9	9.0	8.8	9.1	8.5	3.3		30.00	58.60	1	<b>28.40</b>
				<a href="#">Pass 2</a>	8.3	8.0	8.4	8.6	8.4	3.5	28.60				
				<a href="#">Pass 3</a>	8.6	8.4	8.4	8.1	8.0	3.5	28.40	28.40	2		
				<a href="#">Pass 4</a>											



# TUM – V–Elite 13 – 16 Males


## Finals Results (Zero Finals)

Pos	Nationality	Name	Club	Routine	E1	E2	E3	E4	E5	Diff	Pen	Total	Score	Rank	Total
1st		Harvey Kinsell	Sandwell Flyers	<a href="#">Pass 1</a>	8.2	8.4	8.4	8.7	8.2	3.9		28.90	58.00	1	29.80
				<a href="#">Pass 2</a>	8.3	8.0	8.4	8.5	8.3	4.1	29.10				
				<a href="#">Pass 3</a>	8.9	8.7	8.5	8.1	8.5	4.1	29.80				
				<a href="#">Pass 4</a>											



# TUM – V–Elite 17+ Females



Finals Results (Zero Finals)

Pos	Nationality	Name	Club	Routine	E1	E2	E3	E4	E5	Diff	Pen	Total	Score	Rank	Total
1st		Lillian Kavanagh	Renmore Gymnastics Club	<a href="#">Pass 1</a>	8.8	9.1	8.9	9.3	8.4	3.6		30.40	59.10	1	<b>30.30</b>
				<a href="#">Pass 2</a>	8.4	8.2	8.5	8.5	8.4	3.4	28.70				
				<a href="#">Pass 3</a>	9.2	9.1	8.9	8.7	8.7	3.6	30.30	30.30	1		
				<a href="#">Pass 4</a>											



# TUM – V–Elite 17+ Males

Finals Results (Zero Finals)

Pos	Nationality	Name	Club	Routine	E1	E2	E3	E4	E5	Diff	Pen	Total	Score	Rank	Total
1st		Hugo Kinahan	Renmore Gymnastics Club	<a href="#">Pass 1</a>	8.0	8.2	8.2	8.4	7.8	7.3		31.70	62.50	2	<b>33.00</b>
				<a href="#">Pass 2</a>	7.8	7.5	8.0	8.1	7.9	7.1	30.80				
				<a href="#">Pass 3</a>	8.5	8.6	8.4	8.4	8.4	7.7	33.00	33.00	1		
				<a href="#">Pass 4</a>											
2nd		Cian Hayes	Renmore Gymnastics Club	<a href="#">Pass 1</a>	8.9	8.9	8.4	8.9	8.2	5.9		32.10	63.80	1	<b>32.70</b>
				<a href="#">Pass 2</a>	8.4	8.0	8.4	8.8	8.4	6.5	31.70				
				<a href="#">Pass 3</a>	8.9	8.5	8.5	8.1	8.4	7.3	32.70	32.70	2		
				<a href="#">Pass 4</a>											

Group	Pos	Name	Club	E1	E2	E3	E4	E5	ToF	Diff	Pen	Set	E1	E2	E3	E4	E5	ToF	Diff	Pen	Vol	Prelim	E1	E2	E3	E4	E5	ToF	Diff	Pen	Final	Total	Pass 1	Pass 2	Pass 3
TRI - V-Base 9 - 10 Females	1st	Kylah Miller	Carlisle Trampoline Club	7.9	8.0	7.6	8.2	7.6	11.400			34.900	7.4	7.6	7.2	7.2	7.6	11.700	4.7		38.600	73.500	7.4	7.4	7.7	7.3	7.0	11.635	4.7	38.435	111.935	Pass 1	Pass 2	Pass 3	
TRI - V-Base 9 - 10 Females	2nd	Naomi Kyle	Ls Gymnastics	7.4	7.6	7.2	7.9	7.2	10.600			32.800	7.4	7.4	7.1	7.1	7.7	10.685	4.1		36.685	69.485	7.6	8.0	8.0	7.3	7.6	10.445	4.1	37.745	107.230	Pass 1	Pass 2	Pass 3	
TRI - V-Base 9 - 10 Males	1st	Caelan Haydon	Urban School of Gymnastics	7.7	8.1	7.6	8.2	7.4	11.075			34.475	7.3	7.3	7.1	7.1	7.5	10.200	6.1		38.000	72.475	7.4	7.7	7.7	7.4	7.2	10.380	6.1	38.980	111.455	Pass 1	Pass 2	Pass 3	
TRI - V-Base 9 - 10 Males	2nd	Michael Sweeney	Carlisle Trampoline Club	7.6	7.8	7.2	8.0	7.5	10.900			33.800	7.0	7.4	6.7	6.7	7.3	10.605	6.0		37.605	71.405	7.3	7.4	7.3	7.3	7.2	11.255	6.0	39.155	110.560	Pass 1	Pass 2	Pass 3	
TRI - V-Base 9 - 10 Males	3rd	Oliver Baskerville	Alchemy Trampoline and D.M.T Club	7.5	8.0	7.0	7.6	7.1	10.525			32.725	7.6	7.9	7.3	7.3	7.9	10.425	3.3		36.525	69.250	7.8	8.0	7.9	7.5	7.6	10.695	3.3	37.295	106.545	Pass 1	Pass 2	Pass 3	
TRI - V-Base 9 - 10 Males	4th	Gabriel Lester O'keeffe	Heart of England Trampoline Club	6.7	6.8	6.2	7.2	6.6	10.015			30.115	6.7	7.0	6.5	6.5	6.9	9.625	4.7		34.425	64.540	6.9	6.9	7.0	6.9	6.8	9.490	4.7	34.890	99.430	Pass 1	Pass 2	Pass 3	
TRI - V-Base 11 - 12 Females	1st	Claudia Lipinski	Edgbarrow Trampoline Club	8.7	9.2	8.8	8.8	8.4	14.370			40.670	8.4	8.4	8.3	8.2	8.6	14.440	5.6		45.140	85.810	8.4	8.5	8.7	8.6	8.1	14.390	5.6	45.490	131.300	Pass 1	Pass 2	Pass 3	
TRI - V-Base 11 - 12 Females	2nd	Bea O'Brien	Edgbarrow Trampoline Club	9.1	9.4	9.2	9.2	8.9	13.845			41.345	8.2	8.4	8.2	8.1	8.3	13.645	5.8		44.145	85.490	8.4	8.4	8.3	8.7	8.0	13.835	5.8	44.735	130.225	Pass 1	Pass 2	Pass 3	
TRI - V-Base 11 - 12 Females	3rd	Madison Guest	Edgbarrow Trampoline Club	8.4	8.6	8.9	8.7	8.2	14.500			40.200	8.2	8.5	8.1	7.9	8.5	14.235	5.4		44.435	84.635	8.3	8.2	7.8	8.7	8.1	14.045	5.4	44.045	128.680	Pass 1	Pass 2	Pass 3	
TRI - V-Base 11 - 12 Females	4th	Maddy Philbrook	Sandwell Flyers	7.8	7.9	8.5	8.0	7.4	14.460			38.160	7.4	7.9	7.6	7.1	7.7	14.445	6.4		43.545	81.705	7.6	7.6	7.6	7.8	7.3	14.365	6.4	43.565	125.270	Pass 1	Pass 2	Pass 3	
TRI - V-Base 11 - 12 Females	5th	Sofia Lorga Caeiro	Edgbarrow Trampoline Club	8.2	8.6	8.1	8.4	7.7	13.805			38.505	8.0	8.1	7.9	7.7	8.3	13.595	5.1		42.695	81.200	8.1	8.2	8.3	8.4	7.8	13.525	5.1	43.225	124.425	Pass 1	Pass 2	Pass 3	
TRI - V-Base 11 - 12 Females	6th	Romy Gillard	Edgbarrow Trampoline Club	8.4	8.9	8.3	8.7	8.1	13.445			38.845	8.0	8.3	8.2	7.8	8.2	13.360	4.7		42.460	81.305	8.3	8.3	8.2	8.7	8.0	13.350	4.7	42.850	124.155	Pass 1	Pass 2	Pass 3	
TRI - V-Base 11 - 12 Females	7th	Lucy Pook	Alchemy Trampoline and D.M.T Club	8.0	8.1	8.4	8.2	7.7	13.525			37.825	7.6	8.1	8.5	7.3	7.9	13.385	5.8		42.785	80.610	7.7	8.0	8.6	8.1	7.6	13.435	5.8	43.035	123.645	Pass 1	Pass 2	Pass 3	
TRI - V-Base 11 - 12 Females	8th	Leia-Mai Hawthorne	Edgbarrow Trampoline Club	8.0	8.3	8.4	8.5	7.5	14.255			38.755	7.5	7.5	7.5	7.5	7.5	13.435	5.8		41.735	80.490	7.4	7.4	7.1	7.8	7.1	13.175	5.8	41.415	121.905	Pass 1	Pass 2	Pass 3	
TRI - V-Base 11 - 12 Females	9th	Shannon Morley	Tolworth Gymnastics Club	7.8	8.0	7.9	8.1	7.6	13.350			38.050	7.5	7.5	7.9	7.3	7.7	13.735	5.3		41.735	79.785	7.4	7.5	7.6	7.7	7.1	14.075	5.3	41.875	121.660	Pass 1	Pass 2	Pass 3	
TRI - V-Base 11 - 12 Females	10th	Sky Andrew	Edgbarrow Trampoline Club	8.4	8.7	8.6	8.6	8.0	13.440			39.040	7.9	8.0	8.8	7.9	7.9	13.210	4.6		41.610	80.650	8.1	8.1	8.0	8.4	7.7	11.800	4.6	40.600	121.250	Pass 1	Pass 2	Pass 3	
TRI - V-Base 11 - 12 Females	11th	Christy Waller	Tolworth Gymnastics Club	7.7	8.1	7.6	7.8	7.5	13.185			36.285	7.5	7.8	7.3	7.2	7.8	14.955	4.8		42.355	78.640	7.5	7.5	7.4	7.8	7.1	14.835	4.8	42.035	120.675	Pass 1	Pass 2	Pass 3	
TRI - V-Base 11 - 12 Females	12th	Alisa Astapova	Singapore Trampoline Academy	8.0	8.4	8.1	8.3	7.9	14.100			38.500	7.2	7.2	7.0	7.1	7.3	13.480	5.3		40.280	78.780	7.4	7.7	8.3	7.6	7.0	13.840	3.8	39.840	118.620	Pass 1	Pass 2	Pass 3	
TRI - V-Base 11 - 12 Females	13th	Katie Bryan	Dimensions	7.3	7.4	7.1	7.4	7.1	13.085			34.885	7.4	7.6	7.7	7.1	7.7	13.440	4.2		40.340	75.225	7.4	7.5	7.8	7.8	7.0	13.525	4.2	40.425	115.650	Pass 1	Pass 2	Pass 3	
TRI - V-Base 11 - 12 Females	14th	Bella Richardson	Carlisle Trampoline Club	7.5	7.7	7.3	7.6	7.2	12.895			35.295	7.3	7.6	7.3	7.0	7.6	12.115	5.2		39.515	74.810	7.5	7.5	7.3	7.5	7.2	12.510	5.2	40.010	114.820	Pass 1	Pass 2	Pass 3	
TRI - V-Base 11 - 12 Females	15th	Jessica Hookway	Urban School of Gymnastics	7.1	7.5	7.5	7.4	6.8	13.095			35.095	7.0	7.0	6.9	6.8	7.2	12.345	5.6		38.845	73.940	7.0	7.1	7.1	7.3	6.6	12.570	5.6	39.370	113.310	Pass 1	Pass 2	Pass 3	
TRI - V-Base 11 - 12 Females	16th	Esme Keal	Town Flyers Trampoline Club	7.4	7.8	7.2	7.8	7.2	11.115			33.515	7.4	7.9	7.0	7.2	7.6	10.945	4.5		37.645	71.160	7.4	7.4	7.4	7.6	7.0	10.955	4.5	37.655	108.815	Pass 1	Pass 2	Pass 3	
TRI - V-Base 11 - 12 Females	17th	Billie Gresty	Ls Gymnastics	7.2	7.7	6.9	7.4	6.8	11.570			33.070	7.3	7.5	7.2	7.0	7.6	11.545	5.2		36.450	71.515	7.1	7.2	7.2	7.5	6.9	11.450	3.8	36.755	108.265	Pass 1	Pass 2	Pass 3	
TRI - V-Base 11 - 12 Females	18th	Freya Deacon	Heart of England Trampoline Club	7.1	7.5	6.8	7.2	6.8	12.310			33.410	7.0	7.0	6.8	6.9	7.1	12.205	3.9		37.005	70.415	7.0	7.0	7.0	7.1	6.7	12.060	3.8	36.860	107.275	Pass 1	Pass 2	Pass 3	
TRI - V-Base 11 - 12 Females	19th	Phoebe Chandler	Carlisle Trampoline Club	6.8	7.1	6.0	7.3	6.4	12.365			33.265	6.8	7.1	6.4	6.5	7.1	12.350	4.1		36.850	70.115	6.9	6.8	6.5	7.2	6.5	12.555	4.1	36.855	106.970	Pass 1	Pass 2	Pass 3	
TRI - V-Base 11 - 12 Females	20th	Sophie Lee	Carlisle Trampoline Club	6.8	7.1	6.9	7.3	6.5	12.125			32.925	7.1	7.3	6.9	6.8	7.4	12.135	4.1		37.535	70.460	6.8	6.9	6.7	7.2	6.5	11.845	4.1	36.345	106.805	Pass 1	Pass 2	Pass 3	
TRI - V-Base 11 - 12 Females	21st	Chloe Dennis	Twisters South Wales RTC	6.9	7.3	7.5	7.3	6.5	10.160			31.660	7.0	7.2	7.6	6.8	7.2	9.715	2.1		33.215	64.875	6.9	7.1	7.6	7.2	6.5	9.775	2.1	33.075	97.950	Pass 1	Pass 2	Pass 3	
TRI - V-Base 11 - 12 Males	1st	Aydin Ali	Sandwell Flyers	7.9	8.4	7.2	8.2	7.5	12.555			36.155	7.4	7.7	7.4	7.1	7.7	12.480	6.5		41.480	77.635	7.6	7.6	7.5	7.7	7.3	12.500	6.5	41.700	119.335	Pass 1	Pass 2	Pass 3	
TRI - V-Base 11 - 12 Males	2nd	Daniel Pellegrina	Town Flyers Trampoline Club	7.3	7.8	7.7	7.4	7.0	11.115			33.515	7.4	7.7	7.7	7.2	7.6	11.295	3.6		37.595	71.110	7.7	7.7	7.5	8.0	7.3	11.075	3.6	37.575	108.685	Pass 1	Pass 2	Pass 3	
TRI - V-Base 11 - 12 Males	3rd	Kazushi Kousaka	Singapore Trampoline Academy	7.7	8.1	7.7	7.8	7.2	10.985			34.185	7.0	7.0	7.0	6.7	7.3	10.920	4.4		36.320	70.505	7.2	7.2	7.2	7.2	7.0	11.415	4.4	37.415	107.920	Pass 1	Pass 2	Pass 3	
TRI - V-Base 11 - 12 Males	4th	Xavier Lovell	Harrogate Gymnastics Club	7.6	7.8	7.7	7.8	7.2	10.950			34.050	7.4	7.7	7.7	7.0	7.8	9.855	4.2		36.855	70.905	7.3	7.4	7.6	7.6	6.9	9.980	4.2	36.480	107.385	Pass 1	Pass 2	Pass 3	
TRI - V-Base 13 - 14 Females	1st	Katie Hammond	Edgbarrow Trampoline Club	8.4	8.7	8.5	8.8	8.1	15.745			41.345	8.5	9.0	8.2	8.1	8.9	15.550	4.6		45.750	87.095	8.5	8.6	9.0	8.8	8.1	15.885	4.6	46.385	133.480	Pass 1	Pass 2	Pass 3	
TRI - V-Base 13 - 14 Females	2nd	Melanie Edgell	Skyriders Trampoline Place	8.4	8.7	8.8	8.9	8.0	15.895			41.795	7.1	7.6	7.2	6.7	7.5	15.640	6.5		43.940	85.735	7.4	7.3	7.3	7.6	7.0	16.120	6.5	44.620	130.355	Pass 1	Pass 2	Pass 3	
TRI - V-Base 13 - 14 Females	3rd	Mia Bisp	Fusion Gymnastics Wales	8.1	8.6	8.8	8.5	7.7	16.455	1.0		40.655	7.6	7.9	7.5	7.5	7.7	16.185	6.5	1.0	44.485	85.140	7.6	7.8	7.8	7.4	7.4	16.105	6.2	44.105	129.245	Pass 1	Pass 2	Pass 3	
TRI - V-Base 13 - 14 Females	4th	Holly Blackwell	Heart of England Trampoline Club	8.2	8.6	7.8	8.3	7.7	15.555			3																							

Group	Pos	Name	Club	E1	E2	E3	E4	E5	ToF	Diff	Pen	Set	E1	E2	E3	E4	E5	ToF	Diff	Pen	Vol	Prelim	E1	E2	E3	E4	E5	ToF	Diff	Pen	Final	Total	Pass 1	Pass 2	Pass 3
TRI - V-Base 13 - 14 Males	9th	Ben Shearer	Edgbarrow Trampoline Club	7.2	7.7	6.8	7.3	6.8	11.775			<b>33.075</b>	7.3	7.6	7.3	7.0	7.6	11.795	4.6		<b>38.595</b>	<b>71.670</b>	7.4	7.4	7.6	7.4	7.0	11.810	4.6		<b>38.610</b>	<b>110.280</b>	<a href="#">Pass 1</a>	<a href="#">Pass 2</a>	<a href="#">Pass 3</a>
TRI - V-Base 13 - 14 Males	10th	Archie Davis	Alchemy Trampoline and D.M.T Club	7.4	7.5	7.1	7.7	7.1	12.445			<b>34.445</b>	7.4	7.5	7.4	7.1	7.7	12.240	3.4		<b>37.940</b>	<b>72.385</b>	7.3	7.3	7.6	7.0	7.3	12.320	3.4		<b>37.620</b>	<b>110.005</b>	<a href="#">Pass 1</a>	<a href="#">Pass 2</a>	<a href="#">Pass 3</a>
TRI - V-Base 13 - 14 Males	11th	Mikey Montgomery	West Wight Trampoline Club	7.2	7.6	6.7	7.4	7.1	12.080			<b>33.780</b>	6.8	7.0	6.8	6.6	7.0	11.270	5.2		<b>36.970</b>	<b>70.750</b>	7.1	7.2	7.2	7.1	7.0	11.485	5.2		<b>38.085</b>	<b>108.835</b>	<a href="#">Pass 1</a>	<a href="#">Pass 2</a>	<a href="#">Pass 3</a>
TRI - V-Base 13 - 14 Males	12th	Rielly Hayes	Urban School of Gymnastics	7.6	7.8	7.2	7.7	7.1	11.035			<b>33.535</b>	7.2	7.5	7.2	6.8	7.6	10.265	5.6		<b>37.765</b>	<b>71.300</b>	7.0	7.1	7.4	6.8	6.8	10.025	5.6		<b>36.525</b>	<b>107.825</b>	<a href="#">Pass 1</a>	<a href="#">Pass 2</a>	<a href="#">Pass 3</a>
TRI - V-Base 15 - 16 Females	1st	Lexi-Marie Kersley	Abbey High Fliers	8.4	8.8	8.6	8.8	8.0	12.685			<b>38.485</b>	7.7	8.1	7.6	7.5	7.9	12.495	6.5		<b>42.195</b>	<b>80.680</b>	7.6	7.6	7.5	8.0	7.4	12.195	6.5		<b>41.395</b>	<b>122.075</b>	<a href="#">Pass 1</a>	<a href="#">Pass 2</a>	<a href="#">Pass 3</a>
TRI - V-Base 15 - 16 Females	2nd	Maggie Baird	Town Flyers Trampoline Club	7.1	7.3	8.0	7.5	7.0	13.265			<b>35.165</b>	7.6	7.7	7.7	7.4	7.8	13.390	5.6		<b>41.950</b>	<b>77.115</b>	7.8	8.0	7.6	8.1	7.8	13.265	5.1		<b>41.965</b>	<b>119.080</b>	<a href="#">Pass 1</a>	<a href="#">Pass 2</a>	<a href="#">Pass 3</a>
TRI - V-Base 15 - 16 Females	3rd	Amy Patchett	Lincoln Imps	7.7	7.9	7.3	8.2	7.3	12.970			<b>35.870</b>	7.5	7.7	7.4	7.2	7.8	12.925	5.2		<b>40.725</b>	<b>76.595</b>	7.8	8.2	7.7	8.2	7.8	12.905	5.2		<b>41.905</b>	<b>118.500</b>	<a href="#">Pass 1</a>	<a href="#">Pass 2</a>	<a href="#">Pass 3</a>
TRI - V-Base 15 - 16 Females	4th	Amelie Froggatt	Urban School of Gymnastics	7.8	8.2	7.6	8.2	7.3	12.070			<b>35.670</b>	7.8	8.0	7.2	7.5	8.1	11.905	6.1		<b>41.305</b>	<b>76.975</b>	7.8	8.1	7.4	8.1	7.6	11.890	6.1		<b>41.490</b>	<b>118.465</b>	<a href="#">Pass 1</a>	<a href="#">Pass 2</a>	<a href="#">Pass 3</a>
TRI - V-Base 15 - 16 Females	5th	Aimee Anderson	Singapore Trampoline Academy	7.8	7.9	8.1	8.2	7.6	12.520			<b>36.320</b>	7.4	7.4	7.4	7.2	7.6	12.030	6.3		<b>40.530</b>	<b>76.850</b>	7.5	7.7	7.3	7.8	7.2	12.265	6.3		<b>41.065</b>	<b>117.915</b>	<a href="#">Pass 1</a>	<a href="#">Pass 2</a>	<a href="#">Pass 3</a>
TRI - V-Base 15 - 16 Females	6th	Molly Pook	Alchemy Trampoline and D.M.T Club	8.0	8.2	8.1	8.5	7.5	11.995			<b>36.295</b>	7.9	8.0	8.0	7.7	8.1	11.600	4.8		<b>40.300</b>	<b>76.595</b>	8.0	8.4	8.2	8.4	7.7	11.480	4.8		<b>40.880</b>	<b>117.475</b>	<a href="#">Pass 1</a>	<a href="#">Pass 2</a>	<a href="#">Pass 3</a>
TRI - V-Base 15 - 16 Females	7th	Purdie Clifton	Edgbarrow Trampoline Club	8.3	8.8	8.2	8.6	8.2	11.135			<b>36.235</b>	8.4	8.7	8.5	8.1	8.7	11.890	3.5		<b>40.990</b>	<b>77.225</b>	8.2	8.5	8.1	8.5	7.8	11.560	3.5		<b>39.860</b>	<b>117.085</b>	<a href="#">Pass 1</a>	<a href="#">Pass 2</a>	<a href="#">Pass 3</a>
TRI - V-Base 15 - 16 Females	8th	Harriet Wash	Dimensions	7.7	8.0	7.8	8.1	7.6	12.270			<b>35.770</b>	7.6	7.8	7.6	7.5	7.7	12.135	5.0		<b>40.035</b>	<b>75.805</b>	7.5	7.7	7.4	7.8	7.1	12.075	5.0		<b>39.675</b>	<b>115.480</b>	<a href="#">Pass 1</a>	<a href="#">Pass 2</a>	<a href="#">Pass 3</a>
TRI - V-Base 15 - 16 Females	9th	Eleri Phillips	Fusion Gymnastics Wales	7.7	8.2	8.3	7.8	7.3	12.030	1.0		<b>34.730</b>	7.6	8.1	8.0	7.3	7.9	11.590	6.5	1.0	<b>40.590</b>	<b>75.320</b>	7.6	8.0	6.5	8.0	7.2	11.145	6.5	1.0	<b>39.445</b>	<b>114.765</b>	<a href="#">Pass 1</a>	<a href="#">Pass 2</a>	<a href="#">Pass 3</a>
TRI - V-Base 15 - 16 Females	10th	Freya Scott	Tolworth Gymnastics Club	7.6	8.0	7.9	7.8	7.5	12.455			<b>35.755</b>	7.4	7.5	7.3	7.4	7.4	12.335	4.9		<b>40.535</b>	<b>75.190</b>	7.3	7.3	7.2	7.5	7.1	12.500	4.9		<b>39.200</b>	<b>114.390</b>	<a href="#">Pass 1</a>	<a href="#">Pass 2</a>	<a href="#">Pass 3</a>
TRI - V-Base 15 - 16 Females	11th	Nola Parsons	Dimensions	7.5	8.0	7.4	8.0	7.0	12.265			<b>35.165</b>	7.2	7.4	7.4	7.1	7.3	12.240	4.4		<b>38.460</b>	<b>73.625</b>	7.6	8.0	7.5	8.0	7.3	12.225	4.4		<b>39.725</b>	<b>113.350</b>	<a href="#">Pass 1</a>	<a href="#">Pass 2</a>	<a href="#">Pass 3</a>
TRI - V-Base 15 - 16 Females	12th	Madison Hollingworth	Singapore Trampoline Academy	7.2	7.3	8.0	7.4	6.8	12.350			<b>34.250</b>	7.2	7.7	7.0	6.9	7.5	12.160	5.2		<b>39.140</b>	<b>73.290</b>	7.1	7.5	6.9	7.5	6.8	12.150	5.2		<b>38.850</b>	<b>112.240</b>	<a href="#">Pass 1</a>	<a href="#">Pass 2</a>	<a href="#">Pass 3</a>
TRI - V-Base 15 - 16 Females	13th	Amy Brassington	Ls Gymnastics	7.5	7.9	7.7	7.6	7.4	11.620			<b>34.420</b>	7.3	7.8	6.7	7.0	7.6	11.170	5.2		<b>38.270</b>	<b>72.690</b>	7.4	7.7	7.3	7.7	7.2	11.230	5.2		<b>38.830</b>	<b>111.520</b>	<a href="#">Pass 1</a>	<a href="#">Pass 2</a>	<a href="#">Pass 3</a>
TRI - V-Base 15 - 16 Females	14th	Emily Morgan	Dimensions	7.5	8.0	7.3	8.0	7.4	12.130			<b>35.030</b>	7.5	7.5	7.5	7.2	7.8	12.090	3.8		<b>38.390</b>	<b>73.420</b>	7.4	7.4	7.4	7.8	7.0	12.005	3.8		<b>38.005</b>	<b>111.425</b>	<a href="#">Pass 1</a>	<a href="#">Pass 2</a>	<a href="#">Pass 3</a>
TRI - V-Base 15 - 16 Females	15th	Eloise Plant	Skybound	7.0	7.8	7.6	7.6	7.2	12.400			<b>35.100</b>	7.2	7.2	7.0	7.0	7.4	11.590	5.2		<b>38.190</b>	<b>73.290</b>	7.1	7.3	7.1	7.3	6.7	11.300	5.2		<b>38.000</b>	<b>111.290</b>	<a href="#">Pass 1</a>	<a href="#">Pass 2</a>	<a href="#">Pass 3</a>
TRI - V-Base 15 - 16 Females	16th	Grace Whittaker	London Trampoline Academy	7.5	7.7	7.0	7.8	7.3	11.900			<b>34.400</b>	7.4	7.9	7.0	7.1	7.7	11.705	3.9		<b>37.805</b>	<b>72.205</b>	7.2	7.3	7.2	7.5	7.1	11.845	3.9		<b>37.445</b>	<b>109.650</b>	<a href="#">Pass 1</a>	<a href="#">Pass 2</a>	<a href="#">Pass 3</a>
TRI - V-Base 15 - 16 Females	17th	Annabelle Sims	Lincoln Imps	7.4	7.5	7.4	7.6	7.2	11.235			<b>33.535</b>	7.4	7.4	7.4	7.3	7.5	11.475	3.6		<b>37.275</b>	<b>70.810</b>	7.6	7.9	7.7	7.9	7.2	11.560	3.6		<b>38.360</b>	<b>109.170</b>	<a href="#">Pass 1</a>	<a href="#">Pass 2</a>	<a href="#">Pass 3</a>
TRI - V-Base 15 - 16 Females	18th	Emma Smith	Carlisle Trampoline Club	7.1	7.4	7.6	7.2	7.0	10.990			<b>32.690</b>	7.6	7.9	7.0	7.4	7.8	10.535	5.2		<b>38.535</b>	<b>71.225</b>	7.3	7.3	7.3	7.3	7.2	10.450	5.2		<b>37.550</b>	<b>108.775</b>	<a href="#">Pass 1</a>	<a href="#">Pass 2</a>	<a href="#">Pass 3</a>
TRI - V-Base 15 - 16 Females	19th	Amy Blaylock	Carlisle Trampoline Club	7.1	7.2	6.9	7.3	6.6	11.815			<b>33.015</b>	6.8	6.9	6.6	6.5	7.1	12.015	5.1		<b>37.415</b>	<b>70.430</b>	6.5	6.7	6.1	6.7	6.4	11.835	5.1		<b>36.535</b>	<b>106.965</b>	<a href="#">Pass 1</a>	<a href="#">Pass 2</a>	<a href="#">Pass 3</a>
TRI - V-Base 15 - 16 Females	20th	Holly Walker	Town Flyers Trampoline Club	7.1	7.5	7.5	7.6	6.8	11.105			<b>33.205</b>	7.1	7.4	7.2	6.8	7.4	11.445	3.6		<b>36.745</b>	<b>69.950</b>	7.1	7.3	7.5	7.3	6.9	11.545	3.6		<b>36.845</b>	<b>106.975</b>	<a href="#">Pass 1</a>	<a href="#">Pass 2</a>	<a href="#">Pass 3</a>
TRI - V-Base 15 - 16 Males	1st	Callum Parsley	Edgbarrow Trampoline Club	8.2	8.3	7.8	8.3	7.8	13.210			<b>37.510</b>	7.9	8.4	7.8	7.8	8.0	12.775	5.1		<b>41.575</b>	<b>79.085</b>	7.9	8.1	7.8	8.1	7.6	12.720	5.1		<b>41.620</b>	<b>120.705</b>	<a href="#">Pass 1</a>	<a href="#">Pass 2</a>	<a href="#">Pass 3</a>
TRI - V-Base 15 - 16 Males	2nd	Oliver Atkin	Sandwell Flyers	7.4	7.9	7.5	7.9	7.3	14.125			<b>36.925</b>	7.2	7.6	6.9	7.0	7.4	13.565	6.1		<b>41.265</b>	<b>78.190</b>	7.1	7.5	7.2	7.5	6.8	14.040	6.2		<b>42.040</b>	<b>120.230</b>	<a href="#">Pass 1</a>	<a href="#">Pass 2</a>	<a href="#">Pass 3</a>
TRI - V-Base 15 - 16 Males	3rd	Harry Davis	Edgbarrow Trampoline Club	7.9	8.4	7.7	8.0	7.4	12.435			<b>36.035</b>	7.7	7.9	7.7	7.4	8.0	12.430	5.8		<b>41.530</b>	<b>77.565</b>	8.0	8.2	8.0	8.2	7.6	12.530	5.8		<b>42.530</b>	<b>120.095</b>	<a href="#">Pass 1</a>	<a href="#">Pass 2</a>	<a href="#">Pass 3</a>
TRI - V-Base 15 - 16 Males	4th	Louis Dove	Dimensions	7.3	7.8	7.4	7.6	6.9	13.565			<b>35.865</b>	7.6	7.6	7.3	7.5	7.7	13.415	5.6		<b>41.715</b>	<b>77.580</b>	7.4	7.8	7.3	7.8	7.0	13.785	5.6		<b>41.885</b>	<b>119.465</b>	<a href="#">Pass 1</a>	<a href="#">Pass 2</a>	<a href="#">Pass 3</a>
TRI - V-Base 15 - 16 Males	5th	Jack Plesance	Dimensions	7.0	7.5	6.9	7.4	6.9	13.445			<b>34.745</b>	7.5	7.7	7.3	7.3	7.7	13.410	5.1		<b>41.010</b>	<b>75.755</b>	7.2	7.5	7.3	7.5	6.8	13.480	5.1		<b>40.580</b>	<b>116.335</b>	<a href="#">Pass 1</a>	<a href="#">Pass 2</a>	<a href="#">Pass 3</a>
TRI - V-Base 15 - 16 Males	6th	Rory Gibson	Ultimate Trampoline Club	8.0	8.2	8.2	8.4	7.5	11.870			<b>36.270</b>	7.7	8.2	7.8	7.4	8.0	12.000	5.1		<b>40.600</b>	<b>76.870</b>	7.8	7.8	8.1	7.9	7.4	12.030	3.9		<b>39.430</b>	<b>116.300</b>	<a href="#">Pass 1</a>	<a href="#">Pass 2</a>	<a href="#">Pass 3</a>
TRI - V-Base 15 - 16 Males	7th	Mathieu Southern	Ls Gymnastics	7.5	8.0	7.5	8.0	7.3	11.775			<b>34.775</b>	7.4	7.8	7.1	7.1	7.7	12.015	5.9		<b>40.115</b>	<b>74.890</b>	7.4	7.7	7.2	7.7	7.4	11.745	5.8		<b>40.045</b>	<b>114.935</b>			

Group	Pos	Name	Club	E1	E2	E3	E4	E5	ToF	Diff	Pen	Set	E1	E2	E3	E4	E5	ToF	Diff	Pen	Vol	Prelim	E1	E2	E3	E4	E5	ToF	Diff	Pen	Final	Total	Pass 1	Pass 2	Pass 3
TRI - V-Club 13 - 14 Males	1st	Theo Leung	Skyriders Trampoline Place	7.0	7.4	7.4	7.3	7.8	14.575	0.0		<b>36.675</b>	7.6	7.7	7.6	7.4	6.7	15.025	7.6		<b>45.225</b>	<b>81.900</b>	7.3	7.2	7.5	7.7	7.0	15.150	7.6	<b>44.750</b>	<b>126.650</b>	<a href="#">Pass 1</a>	<a href="#">Pass 2</a>	<a href="#">Pass 3</a>	
TRI - V-Club 13 - 14 Males	2nd	Douglas Bibby	Edgbarrow Trampoline Club	7.1	7.5	7.5	7.5	7.9	12.700	0.0		<b>35.200</b>	8.0	8.1	7.7	7.7	7.3	12.030	5.9		<b>41.330</b>	<b>76.530</b>	7.4	7.3	7.5	7.9	7.2	12.300	5.9	<b>40.400</b>	<b>116.930</b>	<a href="#">Pass 1</a>	<a href="#">Pass 2</a>	<a href="#">Pass 3</a>	
TRI - V-Club 13 - 14 Males	3rd	Charlie Wilson	West Wight Trampoline Club	6.7	7.0	7.0	7.1	6.8	13.555	0.0		<b>34.355</b>	6.9	6.9	6.6	6.6	6.0	13.035	6.1		<b>39.550</b>	<b>73.860</b>	6.7	6.6	6.8	7.2	6.4	13.380	6.1	<b>39.580</b>	<b>113.440</b>	<a href="#">Pass 1</a>	<a href="#">Pass 2</a>	<a href="#">Pass 3</a>	
TRI - V-Club 13 - 14 Males	4th	Max Pritchard	Twisters South Wales RTC	7.0	7.2	7.2	7.1	7.0	12.835	0.0		<b>34.135</b>	7.3	7.4	7.1	7.1	6.9	13.335	4.6		<b>39.435</b>	<b>73.570</b>	6.9	6.8	7.0	7.2	6.7	13.240	4.6	<b>38.540</b>	<b>112.110</b>	<a href="#">Pass 1</a>	<a href="#">Pass 2</a>	<a href="#">Pass 3</a>	
TRI - V-Club 15 - 16 Females	1st	Cadence Andrews	Skyriders Trampoline Place	8.4	8.5	8.5	8.9	8.4	14.835	0.0		<b>40.235</b>	8.1	8.2	7.9	8.1	8.3	15.270	7.4		<b>47.070</b>	<b>87.305</b>	8.0	7.9	7.8	8.3	8.1	15.425	7.4	<b>46.825</b>	<b>134.130</b>	<a href="#">Pass 1</a>	<a href="#">Pass 2</a>	<a href="#">Pass 3</a>	
TRI - V-Club 15 - 16 Females	2nd	Natasha Tapster	Edgbarrow Trampoline Club	7.7	8.0	8.0	7.9	7.6	14.465	0.0		<b>38.065</b>	7.6	7.7	7.5	7.5	7.5	14.370	7.2		<b>44.170</b>	<b>82.235</b>	7.6	7.6	7.7	7.9	7.6	14.225	7.0	<b>44.125</b>	<b>126.360</b>	<a href="#">Pass 1</a>	<a href="#">Pass 2</a>	<a href="#">Pass 3</a>	
TRI - V-Club 15 - 16 Females	3rd	Carina Shalamov	Skyriders Trampoline Place	7.6	7.8	7.8	7.7	8.1	14.075	0.0		<b>37.375</b>	8.0	8.1	7.6	7.6	7.0	13.855	7.1		<b>44.155</b>	<b>81.530</b>	7.1	7.0	7.2	7.3	7.0	13.780	7.1	<b>42.180</b>	<b>123.710</b>	<a href="#">Pass 1</a>	<a href="#">Pass 2</a>	<a href="#">Pass 3</a>	
TRI - V-Club 15 - 16 Females	4th	Martha Cornforth	Heart of England Trampoline Club	7.5	7.8	7.8	7.6	7.8	13.915	0.0		<b>37.115</b>	7.9	8.0	7.6	7.7	7.3	13.455	6.5		<b>43.155</b>	<b>80.270</b>	7.5	7.4	7.7	7.7	7.3	13.640	6.7	<b>42.940</b>	<b>123.210</b>	<a href="#">Pass 1</a>	<a href="#">Pass 2</a>	<a href="#">Pass 3</a>	
TRI - V-Club 15 - 16 Females	5th	Catrise Hart	Ultimate Trampoline Club	7.8	8.3	8.3	8.2	8.8	12.505	0.0	2.0	<b>35.305</b>	8.1	8.2	7.9	7.9	7.6	12.245	6.0		<b>42.145</b>	<b>77.450</b>	8.2	8.1	8.0	8.6	8.2	12.635	4.8	<b>41.935</b>	<b>119.385</b>	<a href="#">Pass 1</a>	<a href="#">Pass 2</a>	<a href="#">Pass 3</a>	
TRI - V-Club 15 - 16 Females	6th	Ellie Blaber	Ultima TC	7.2	7.5	7.5	7.5	7.4	13.540	0.0		<b>35.940</b>	7.5	7.5	7.3	7.4	7.4	13.495	5.3		<b>41.095</b>	<b>77.035</b>	7.6	7.5	7.3	8.3	7.9	13.270	5.3	<b>41.570</b>	<b>118.605</b>	<a href="#">Pass 1</a>	<a href="#">Pass 2</a>	<a href="#">Pass 3</a>	
TRI - V-Club 15 - 16 Females	7th	Lauren Neild	Edgbarrow Trampoline Club	7.5	7.7	7.7	7.6	7.6	13.060	0.0		<b>35.960</b>	7.9	8.0	7.5	7.6	7.2	13.125	5.2		<b>41.325</b>	<b>77.285</b>	7.7	7.6	7.5	8.0	7.7	12.860	5.2	<b>41.060</b>	<b>118.345</b>	<a href="#">Pass 1</a>	<a href="#">Pass 2</a>	<a href="#">Pass 3</a>	
TRI - V-Club 15 - 16 Females	8th	Trearna Hart	Ultimate Trampoline Club	6.9	7.4	7.4	7.0	7.5	12.130	0.0	2.0	<b>31.930</b>	7.2	7.2	7.0	7.0	6.9	11.735	5.2		<b>38.135</b>	<b>70.065</b>	7.2	7.1	7.2	7.4	7.1	11.935	5.2	<b>38.635</b>	<b>108.700</b>	<a href="#">Pass 1</a>	<a href="#">Pass 2</a>	<a href="#">Pass 3</a>	
TRI - V-Club 15 - 16 Females	9th	Ava King	Twisters South Wales RTC	7.0	7.3	7.3	7.1	6.9	11.220	0.0		<b>32.620</b>	7.2	7.3	7.0	7.0	6.7	12.210	3.3		<b>36.710</b>	<b>69.330</b>	7.3	7.2	7.4	7.4	7.0	11.405	3.3	<b>36.605</b>	<b>105.935</b>	<a href="#">Pass 1</a>	<a href="#">Pass 2</a>	<a href="#">Pass 3</a>	
TRI - V-Club 15 - 16 Females	10th	Laurny Nash	Twisters South Wales RTC	7.0	7.1	7.1	7.2	6.7	11.780	0.0		<b>30.680</b>	7.1	7.2	6.9	6.9	6.7	11.365	4.1		<b>36.365</b>	<b>67.045</b>	6.9	6.8	7.2	7.5	6.5	11.730	3.4	<b>36.030</b>	<b>103.075</b>	<a href="#">Pass 1</a>	<a href="#">Pass 2</a>	<a href="#">Pass 3</a>	
TRI - V-Club 15 - 16 Males	1st	Joao Lorga Caeiro	Edgbarrow Trampoline Club	7.7	8.2	8.2	7.8	8.2	16.440	0.0		<b>40.640</b>	8.1	8.2	8.0	8.1	8.1	16.240	7.0		<b>47.540</b>	<b>88.180</b>	8.2	8.1	8.2	8.5	8.1	16.475	7.0	<b>47.975</b>	<b>136.155</b>	<a href="#">Pass 1</a>	<a href="#">Pass 2</a>	<a href="#">Pass 3</a>	
TRI - V-Club 15 - 16 Males	2nd	Josh Bouwer	Edgbarrow Trampoline Club	7.3	7.6	7.6	7.5	8.0	14.795	0.0		<b>37.495</b>	8.0	8.1	7.7	7.6	6.6	13.965	7.4		<b>44.665</b>	<b>82.160</b>	7.3	7.2	7.6	7.8	6.8	13.665	7.4	<b>43.165</b>	<b>125.325</b>	<a href="#">Pass 1</a>	<a href="#">Pass 2</a>	<a href="#">Pass 3</a>	
TRI - V-Club 15 - 16 Males	3rd	Remi Abdib	Skyriders Trampoline Place	8.2	8.5	8.5	8.7	8.0	13.960	0.0	1.0	<b>38.160</b>	7.0	7.1	6.7	6.8	6.4	13.670	9.6	1.0	<b>42.770</b>	<b>80.930</b>	6.0	5.9	6.2	6.4	5.6	13.675	9.6	1.0	<b>40.375</b>	<b>121.305</b>	<a href="#">Pass 1</a>	<a href="#">Pass 2</a>	<a href="#">Pass 3</a>
TRI - V-Club 17+ Females	1st	Phoenix Jeffries	Edgbarrow Trampoline Club	7.8	8.2	8.2	7.9	7.8	14.425	0.0		<b>38.325</b>	8.2	8.3	8.0	8.0	7.5	14.710	7.6		<b>46.510</b>	<b>84.835</b>	7.9	7.8	8.0	8.1	7.7	14.495	7.6	<b>45.795</b>	<b>130.630</b>	<a href="#">Pass 1</a>	<a href="#">Pass 2</a>	<a href="#">Pass 3</a>	
TRI - V-Club 17+ Females	2nd	Chloe Spinks	Lincoln Imps	7.5	8.0	8.0	7.6	7.8	13.715	0.0		<b>37.115</b>	7.8	7.8	7.7	7.6	7.3	14.060	7.5		<b>44.660</b>	<b>81.775</b>	7.5	7.5	7.7	7.9	7.3	14.050	7.5	<b>44.250</b>	<b>126.025</b>	<a href="#">Pass 1</a>	<a href="#">Pass 2</a>	<a href="#">Pass 3</a>	
TRI - V-Club 17+ Females	3rd	Abby Shearer	Edgbarrow Trampoline Club	7.9	8.1	8.1	8.3	8.1	13.615	0.0		<b>37.915</b>	7.9	8.0	7.7	7.7	7.4	13.485	7.0		<b>43.785</b>	<b>81.700</b>	7.9	7.8	7.8	7.9	7.9	13.590	7.0	<b>44.190</b>	<b>125.890</b>	<a href="#">Pass 1</a>	<a href="#">Pass 2</a>	<a href="#">Pass 3</a>	
TRI - V-Club 17+ Females	4th	Lily Bishop	Skyriders Trampoline Place	7.4	7.7	7.7	7.9	8.2	13.265	0.0		<b>36.565</b>	7.9	8.0	7.6	7.6	7.1	13.130	7.8		<b>44.030</b>	<b>80.595</b>	7.2	7.1	7.4	7.4	6.9	12.980	7.8	<b>42.480</b>	<b>123.075</b>	<a href="#">Pass 1</a>	<a href="#">Pass 2</a>	<a href="#">Pass 3</a>	
TRI - V-Club 17+ Females	5th	Ella Feltham	Carlisle Trampoline Club	7.7	7.8	7.8	8.2	7.6	13.445	0.0		<b>36.745</b>	7.4	7.5	7.2	7.2	6.8	13.230	7.5		<b>42.530</b>	<b>79.275</b>	7.4	7.3	7.4	7.6	7.2	13.460	7.5	<b>43.060</b>	<b>122.335</b>	<a href="#">Pass 1</a>	<a href="#">Pass 2</a>	<a href="#">Pass 3</a>	
TRI - V-Club 17+ Females	6th	Mia Shingler	Tolworth Gymnastics Club	7.4	7.8	7.8	7.6	7.7	13.750	0.0		<b>36.850</b>	7.8	7.9	7.6	7.6	7.4	13.595	6.3		<b>42.895</b>	<b>79.745</b>	7.5	7.4	7.5	7.7	7.5	13.415	6.3	<b>42.215</b>	<b>121.960</b>	<a href="#">Pass 1</a>	<a href="#">Pass 2</a>	<a href="#">Pass 3</a>	
TRI - V-Club 17+ Females	7th	Lara Carr	Edgbarrow Trampoline Club	7.5	7.9	7.9	7.7	7.4	13.570	0.0		<b>36.670</b>	7.9	8.0	7.7	7.8	7.6	13.520	5.2		<b>42.120</b>	<b>78.790</b>	7.7	7.7	7.8	8.0	7.7	13.425	5.2	<b>41.825</b>	<b>120.615</b>	<a href="#">Pass 1</a>	<a href="#">Pass 2</a>	<a href="#">Pass 3</a>	
TRI - V-Club 17+ Females	8th	Rachel Betts	Lincoln Imps	7.9	8.2	8.2	8.1	8.1	13.375	0.0		<b>37.775</b>	7.7	7.8	7.5	7.5	7.2	12.765	6.7		<b>42.165</b>	<b>79.940</b>	7.1	7.0	7.2	7.6	7.0	12.575	6.7	<b>40.575</b>	<b>120.515</b>	<a href="#">Pass 1</a>	<a href="#">Pass 2</a>	<a href="#">Pass 3</a>	
TRI - V-Club 17+ Females	9th	Ruth Schofield	Lincoln Imps	6.9	7.4	7.4	7.3	7.4	13.055	0.0		<b>35.155</b>	7.5	7.5	7.3	7.3	7.0	12.970	6.8		<b>41.870</b>	<b>77.025</b>	7.2	7.1	7.5	7.5	6.9	12.935	6.8	<b>41.535</b>	<b>118.560</b>	<a href="#">Pass 1</a>	<a href="#">Pass 2</a>	<a href="#">Pass 3</a>	
TRI - V-Club 17+ Females	10th	Enya Hawthorne	Edgbarrow Trampoline Club	7.1	7.5	7.5	7.3	7.4	12.660	0.0		<b>34.860</b>	7.4	7.5	7.3	7.3	7.2	12.570	5.8		<b>40.370</b>	<b>75.230</b>	7.2	7.2	7.4	7.8	7.2	13.065	5.8	<b>40.765</b>	<b>115.995</b>	<a href="#">Pass 1</a>	<a href="#">Pass 2</a>	<a href="#">Pass 3</a>	
TRI - V-Club 17+ Males	1st	Adam Pleasance	Dimensions	7.1	7.3	7.3	7.3	7.7	15.060	0.0		<b>36.960</b>	7.7	7.8	7.4	7.3	6.5	14.250	8.1		<b>44.750</b>	<b>81.710</b>	7.1	7.0	7.3	7.4	6.8	14.575	8.1	<b>44.075</b>	<b>125.785</b>	<a href="#">Pass 1</a>	<a href="#">Pass 2</a>	<a href="#">Pass 3</a>	
TRI - V-Elite 11 - 12 Females	1st	Sara Shaw	Singapore Trampoline Academy	8.2	8.4	8.4	8.6	7.8	13.335	0.0		<b>38.335</b>	7.5	7.6	7.3	7.3	6.8	13.175	8.1		<b>43.375</b>	<b>81.710</b>	7.2	7.1	7.2	7.5	7.1	13.295	8.1	<b>42.895</b>	<b>124.605</b>	<a href="#">Pass 1</a>	<a href="#">Pass 2</a>	<a href="#">Pass 3</a>	
TRI - V-Elite 11 - 12 Females	2nd	Kira Holliday	Carlisle Trampoline Club	8.4	8.6	8.6	8.7	8.1	13.830	0.0		<b>39.430</b>	7.6	7.7	7.4	7.3	6.6	12.755	7.8		<b>42.855</b>	<b>82.285</b>	7.0	6.9	7.3	7.7	6.5	12.320	7.8	<b>41.320</b>	<b>123.605</b>	<a href="#">Pass 1</a>	<a href="#">Pass 2</a>	<a href="#">Pass 3</a>	
TRI - V-Elite 11 - 12 Females	3rd	Arabel Pedoson	Biomechanics Group SC	8.4	8.5	8.5	8.8	8.3	13.420	0.0		<b>38.820</b>	7.7	7.7	7.6	7.7	7.8	13.355	6.1		<b>42.355</b>	<b>81.175</b>	6.4	6.3	6.6	6.9	6.2	12.305	9.1	<b>40.705</b>	<b>121.880</b>	<a href="#">Pass 1</a>	<a href="#">Pass 2</a>		

Group	Pos	Name	Club	E1	E2	E3	E4	E5	ToF	Diff	Pen	Set	E1	E2	E3	E4	E5	ToF	Diff	Pen	Vol	Prelim	E1	E2	E3	E4	E5	ToF	Diff	Pen	Final	Total	Pass 1	Pass 2	Pass 3
TRI - V-Open Mens	1st	Nate Shuh	Skyriders Trampoline Place	8.2	8.7	8.7	8.6	8.9	17.725	5.2		48.925	8.0	8.1	7.8	7.7	7.1	16.625	15.8		55.925	104.850	7.3	7.2	7.3	7.6	7.3	16.065	14.6	52.565	157.415	Pass 1	Pass 2	Pass 3	
TRI - V-Open Mens	2nd	Trevor Stirling	Skyriders Trampoline Place	7.7	8.2	8.2	7.8	8.8	16.825	5.6		46.625	7.7	7.8	7.6	7.4	6.8	16.755	15.4		54.855	101.480	7.2	7.1	7.5	7.7	6.8	16.725	15.4	53.925	155.405	Pass 1	Pass 2	Pass 3	
TRI - V-Open Mens	3rd	Tom Leakey	Edgbarrow Trampoline Club	8.1	8.4	8.4	8.5	8.9	16.835	4.0		46.135	8.0	8.1	7.7	7.7	7.3	15.765	14.4		53.565	99.700	7.6	7.5	7.6	7.6	7.4	15.760	14.4	52.860	152.560	Pass 1	Pass 2	Pass 3	
TRI - V-Open Mens	4th	Ethan Love	Skyriders Trampoline Place	7.6	7.8	7.8	8.0	8.0	16.270	5.6		45.470	7.4	7.5	7.3	7.4	7.5	16.145	14.4		52.845	98.315	7.5	7.4	7.5	7.8	7.4	15.850	14.4	52.650	150.965	Pass 1	Pass 2	Pass 3	
TRI - V-Open Mens	5th	Sérgio Aniceto	AlgarveGYM	8.1	8.4	8.4	8.3	8.9	16.215	4.1		45.415	6.8	6.8	6.7	6.4	5.5	14.775	13.8		48.475	93.890	6.1	6.0	6.5	6.9	5.7	14.785	14.2	47.585	141.475	Pass 1	Pass 2	Pass 3	
TRI - V-Start 9 - 10 Females	1st	Leonie Broux	Tolworth Gymnastics Club	7.8	7.8	7.6	7.7	8.0	10.875	0.0		34.175	7.9	7.8	7.8	8.3	7.2	11.280	2.4		37.180	71.355	7.5	7.4	7.5	7.7	7.4	11.165	2.4	35.965	107.320	Pass 1	Pass 2	Pass 3	
TRI - V-Start 9 - 10 Females	2nd	Isla Ahearn	Edgbarrow Trampoline Club	7.8	8.3	7.9	8.3	8.0	9.260	0.0		33.460	7.7	7.5	7.7	8.1	8.0	9.520	2.0		34.920	68.380	7.9	7.8	7.8	8.2	8.0	9.510	2.0	35.210	103.590	Pass 1	Pass 2	Pass 3	
TRI - V-Start 9 - 10 Females	3rd	Caitlin Godwin	Ultima TC	7.4	7.9	7.5	7.9	7.7	10.015	0.0		33.115	7.3	7.2	7.2	7.7	7.3	10.540	2.4		34.740	67.855	7.5	7.4	7.3	7.9	7.5	10.250	2.4	35.050	102.905	Pass 1	Pass 2	Pass 3	
TRI - V-Start 9 - 10 Females	4th	Ava Wood	Tolworth Gymnastics Club	7.8	7.9	7.7	7.9	7.2	10.610	0.0		34.010	7.2	7.0	7.2	7.5	7.0	9.885	2.4		33.685	67.695	7.2	7.1	7.3	7.6	6.9	9.870	2.4	33.870	101.565	Pass 1	Pass 2	Pass 3	
TRI - V-Start 9 - 10 Females	5th	Maisie Holley	Edgbarrow Trampoline Club	7.1	7.3	7.2	7.4	7.3	9.860	0.0		31.660	7.2	7.1	7.1	7.6	7.8	9.920	1.9		33.720	65.380	7.7	7.6	7.5	8.2	7.9	10.135	1.9	35.235	100.615	Pass 1	Pass 2	Pass 3	
TRI - V-Start 9 - 10 Females	6th	Isabella Rumsby	Edgbarrow Trampoline Club	7.6	7.6	7.6	7.7	7.5	9.380	0.0		32.180	7.4	7.4	7.4	7.6	7.4	9.855	2.0		34.055	66.235	7.4	7.3	7.4	7.6	7.3	9.720	2.0	33.820	100.055	Pass 1	Pass 2	Pass 3	
TRI - V-Start 9 - 10 Females	7th	Sadie Hartley	Urban School of Gymnastics	7.7	8.2	7.7	8.0	7.8	8.800	0.0		32.300	7.2	7.0	7.3	7.5	7.0	8.415	3.0		32.915	65.215	7.4	7.3	7.5	7.6	7.2	8.525	3.0	33.725	98.940	Pass 1	Pass 2	Pass 3	
TRI - V-Start 9 - 10 Females	8th	Darci Mcmurtree	Singapore Trampoline Academy	7.2	7.5	7.0	7.3	7.5	8.870	0.0		30.870	7.2	7.1	7.1	7.6	8.0	9.085	2.1		33.085	63.955	7.2	7.1	6.8	7.7	7.7	8.660	2.1	32.760	96.715	Pass 1	Pass 2	Pass 3	
TRI - V-Start 9 - 10 Females	9th	Emily Bevan	Fusion Gymnastics Wales	7.3	7.5	7.2	7.5	7.9	8.840	0.0	1.0	30.140	7.5	7.4	7.5	7.6	7.7	8.360	2.5	1.0	32.460	62.600	7.6	7.5	7.4	8.1	7.7	8.310	2.5	32.610	95.210	Pass 1	Pass 2	Pass 3	
TRI - V-Start 9 - 10 Females	10th	Georgie Lewis	Edgbarrow Trampoline Club	6.8	7.1	6.8	6.9	7.5	8.410	0.0		29.210	7.5	7.5	7.5	7.6	8.320	1.9		32.720	61.930	7.4	7.3	7.2	7.9	7.5	8.410	1.9	32.510	94.440	Pass 1	Pass 2	Pass 3		
TRI - V-Start 9 - 10 Females	11th	Francesca Shutt	Town Flyers Trampoline Club	7.6	7.9	7.5	7.8	7.5	9.445	0.0		32.345	6.8	6.8	6.8	6.9	7.4	8.785	1.9		31.185	63.590	6.8	6.7	6.5	7.2	8.0	8.295	1.9	30.695	94.225	Pass 1	Pass 2	Pass 3	
TRI - V-Start 9 - 10 Females	12th	Lily Thompson	Carlisle Trampoline Club	7.4	7.5	7.0	7.3	7.4	8.235	0.0		30.335	6.5	6.4	6.5	6.7	6.7	8.765	3.0		31.465	61.800	6.9	6.8	6.9	7.1	6.9	8.670	3.0	32.370	94.170	Pass 1	Pass 2	Pass 3	
TRI - V-Start 9 - 10 Females	13th	Charlotte Allen	Urban School of Gymnastics	6.7	6.7	6.6	6.8	7.0	8.805	0.0		29.005	7.6	7.3	7.5	8.0	7.1	8.565	2.1		33.065	62.070	7.0	6.9	6.8	7.3	7.0	8.530	2.1	31.530	93.600	Pass 1	Pass 2	Pass 3	
TRI - V-Start 9 - 10 Females	14th	Megan Phillips	Fusion Gymnastics Wales	6.7	7.6	7.4	7.4	7.9	7.935	0.0	1.0	29.335	7.2	7.0	7.2	7.5	7.1	8.005	2.9	1.0	31.400	60.735	6.9	6.9	6.7	7.4	7.1	8.040	2.8	31.740	92.475	Pass 1	Pass 2	Pass 3	
TRI - V-Start 9 - 10 Females	15th	Pippa Leonard	Alchemy Trampoline and D.M.T Club	6.8	7.2	6.8	7.1	7.6	7.395	0.0		28.495	7.0	6.5	7.0	7.5	7.5	7.475	2.0		30.975	59.470	7.0	6.9	6.6	7.4	7.3	7.420	2.0	30.620	90.090	Pass 1	Pass 2	Pass 3	
TRI - V-Start 9 - 10 Females	16th	Faye Trotter	Carlisle Trampoline Club	7.1	7.4	6.9	7.1	6.8	9.565	0.0		30.665	6.4	6.2	6.3	6.7	6.0	8.975	2.2		30.075	60.740	5.5	5.4	5.4	5.6	5.5	9.355	2.8	30.555	89.295	Pass 1	Pass 2	Pass 3	
TRI - V-Start 9 - 10 Females	17th	Grace Kavanagh	Ls Gymnastics	6.9	6.9	6.7	6.8	6.5	8.235	0.0		28.635	6.4	6.2	6.5	6.5	6.2	8.330	2.1		29.530	58.165	6.8	6.7	6.9	7.0	6.6	8.290	2.1	30.790	88.955	Pass 1	Pass 2	Pass 3	
TRI - V-Start 9 - 10 Females	18th	Jasmine Stone	Alchemy Trampoline and D.M.T Club	7.3	7.4	6.9	7.1	6.6	7.205	0.0		28.505	6.8	6.7	6.8	6.9	6.7	7.105	2.0		29.605	58.110	7.1	7.0	6.7	7.4	7.3	7.205	2.0	30.605	88.715	Pass 1	Pass 2	Pass 3	
TRI - V-Start 9 - 10 Females	19th	Elizabeth Stalenhoef	Heart of England Trampoline Club	6.4	6.6	6.3	6.5	6.3	7.510	0.0		26.710	6.3	5.9	6.3	6.8	6.9	7.985	2.2		26.710	58.525	6.3	6.2	6.1	6.5	6.5	8.210	2.2	29.410	85.705	Pass 1	Pass 2	Pass 3	
TRI - V-Start 9 - 10 Females	20th	Harriet Bradshaw	Ls Gymnastics	6.2	6.6	6.3	6.5	6.6	7.655	0.0		27.055	5.9	5.8	5.9	6.0	6.5	8.045	2.4		28.245	55.300	6.5	6.4	6.4	6.6	6.6	7.905	2.1	29.505	84.805	Pass 1	Pass 2	Pass 3	
TRI - V-Start 9 - 10 Females	21st	Lyla Robinson	Dynamo Trampoline Academy	6.4	6.5	6.5	6.7	6.9	7.495	0.0		27.195	6.0	5.6	6.0	6.4	6.6	6.485	2.5		27.385	54.580	6.5	6.4	6.2	6.9	6.7	6.495	2.4	28.495	83.075	Pass 1	Pass 2	Pass 3	
TRI - V-Start 9 - 10 Males	1st	Aidan Hartman	Singapore Trampoline Academy	7.0	7.5	7.4	7.6	7.7	11.060	0.0		33.560	7.6	7.3	7.7	7.9	7.9	10.855	2.4		36.455	70.015	7.6	7.5	7.5	7.7	7.7	10.750	2.4	35.950	105.965	Pass 1	Pass 2	Pass 3	
TRI - V-Start 9 - 10 Males	2nd	Harrison Clancey-Agius	Singapore Trampoline Academy	7.0	7.3	7.0	7.2	7.7	11.010	0.0		32.510	6.9	6.9	6.9	7.0	6.7	10.510	3.0		34.210	66.720	6.5	6.4	6.6	6.6	6.4	10.970	3.0	33.470	100.190	Pass 1	Pass 2	Pass 3	
TRI - V-Start 9 - 10 Males	3rd	Toby Wilson	Carlisle Trampoline Club	6.1	6.6	6.1	6.3	6.7	8.285	0.0		27.285	5.9	5.6	6.1	6.2	6.5	8.515	2.1		28.815	56.100	6.6	6.5	6.6	6.7	6.4	8.475	2.1	30.275	86.375	Pass 1	Pass 2	Pass 3	
TRI - V-Start 9 - 10 Males	4th	Leo Logan	Carlisle Trampoline Club	5.9	6.0	5.9	6.1	6.0	9.495	0.0		27.395	6.1	6.1	6.1	6.2	6.4	9.275	1.3		28.975	56.370	6.1	6.0	6.1	6.2	6.1	9.245	1.3	28.845	85.215	Pass 1	Pass 2	Pass 3	
TRI - V-Start 11 - 12 Females	1st	Caitlin Basterfield	Sandwell Flyers	8.2	8.2	7.9	8.0	7.7	12.180	0.0		36.280	7.9	7.6	8.0	8.3	8.0	12.100	3.0		39.000	75.280	8.4	8.3	8.5	8.5	8.3	12.330	3.0	40.530	115.810	Pass 1	Pass 2	Pass 3	
TRI - V-Start 11 - 12 Females	2nd	Molly Evans	Tolworth Gymnastics Club	7.6	7.9	7.7	8.0	7.4	12.790	0.0		35.990	7.3	6.9	7.4	7.6	6.8	13.000	2.9		37.500	73.490	7.2	7.1	7.4	7.5	6.9	12.655	2.9	37.255	110.745	Pass 1	Pass 2	Pass 3	
TRI - V-Start 11 - 12 Females	3rd	Olivia Kipling	Tolworth Gymnastics Club	7.0	7.4	7.3	7.4	7.5	12.365	0.0		34.465	7.4	7.0	7.4	7.9	7.6	12.210	3.0		37.610	72.075	7.3	7.2	7.1	7.5	7.3	11.975	3.0	36.775	108.850	Pass 1	Pass 2	Pass 3	
TRI - V-Start 11 - 12 Females	4th	Maya Guelbert	Edgbarrow Trampoline Club	7.3	7.3	7.3	7.5	7.9	11.890	0.0		33.990	7.4	7.1	7.6	7.6	7.5	11.290	3.0		36.790	70.780	7.5	7.4	7.4	7.8	7.5	11.855	3.0	37.255	108.035	Pass 1	Pass 2	Pass 3	
TRI - V-Start 11 - 12 Females	5th	Summer Wend	Urban School of Gymnastics	7.2	7.7	7.6	7.9	8.2	10.840	0																									

Group	Pos	Name	Club	E1	E2	E3	E4	E5	ToF	Diff	Pen	Set	E1	E2	E3	E4	E5	ToF	Diff	Pen	Vol	Prelim	E1	E2	E3	E4	E5	ToF	Diff	Pen	Final	Total	Pass 1	Pass 2	Pass 3
TRI - V-Start 11 - 12 Males	2nd	Alexander Hunt	Dynamo Trampoline Academy	5.9	6.4	6.4	6.6	6.5	9.980	0.0		<b>29.280</b>	6.7	6.4	6.7	7.1	5.9	8.905	2.5		<b>31.205</b>	<b>60.485</b>	6.7	6.6	6.4	7.2	6.9	9.075	2.6		<b>31.875</b>	<b>92.360</b>	<a href="#">Pass 1</a>	<a href="#">Pass 2</a>	<a href="#">Pass 3</a>
TRI - V-Start 11 - 12 Males	3rd	Cole Johnson	Dynamo Trampoline Academy	6.0	6.3	6.0	6.3	5.7	10.240	0.0		<b>28.540</b>	6.0	5.8	6.1	6.1	6.1	10.210	2.1		<b>30.510</b>	<b>59.050</b>	5.9	5.8	6.1	6.1	5.5	9.950	2.1		<b>29.850</b>	<b>88.900</b>	<a href="#">Pass 1</a>	<a href="#">Pass 2</a>	<a href="#">Pass 3</a>
TRI - V-Start 13 - 14 Females	1st	Eloise Hackett	Edgbarrow Trampoline Club	7.9	8.1	7.8	8.1	8.4	11.895			<b>35.995</b>	7.6	7.4	7.5	8.0	8.0	12.360	3.0		<b>38.660</b>	<b>74.455</b>	8.5	8.4	8.0	9.1	8.7	12.400	3.0		<b>41.000</b>	<b>115.455</b>	<a href="#">Pass 1</a>	<a href="#">Pass 2</a>	<a href="#">Pass 3</a>
TRI - V-Start 13 - 14 Females	2nd	Willow Gill	Abbey High Fliers	8.0	8.1	8.0	8.2	8.6	12.110			<b>36.410</b>	7.7	7.4	7.9	8.0	8.4	12.155	2.4		<b>38.155</b>	<b>74.565</b>	8.2	8.1	8.0	8.5	8.4	12.360	2.4		<b>39.460</b>	<b>114.025</b>	<a href="#">Pass 1</a>	<a href="#">Pass 2</a>	<a href="#">Pass 3</a>
TRI - V-Start 13 - 14 Females	3rd	Emily Rooke	Edgbarrow Trampoline Club	7.8	8.1	7.8	8.1	8.4	12.270			<b>36.270</b>	7.4	7.2	7.6	7.6	7.8	12.200	2.4		<b>37.200</b>	<b>73.470</b>	8.0	7.9	7.8	8.4	8.0	12.570	2.3		<b>38.770</b>	<b>112.240</b>	<a href="#">Pass 1</a>	<a href="#">Pass 2</a>	<a href="#">Pass 3</a>
TRI - V-Start 13 - 14 Females	4th	Jess Morris	Edgbarrow Trampoline Club	7.9	8.2	8.0	8.1	9.0	11.970			<b>36.270</b>	7.6	7.6	7.6	7.6	8.6	10.995	2.9		<b>36.695</b>	<b>72.965</b>	8.1	8.0	7.6	8.8	8.6	11.375	2.9		<b>38.975</b>	<b>111.940</b>	<a href="#">Pass 1</a>	<a href="#">Pass 2</a>	<a href="#">Pass 3</a>
TRI - V-Start 13 - 14 Females	5th	Eva Mansell	Sandwell Flyers	7.9	7.9	7.6	7.8	7.9	11.040			<b>34.640</b>	7.7	7.5	7.7	8.1	8.3	11.660	3.0		<b>38.160</b>	<b>72.800</b>	7.9	7.8	7.6	8.3	8.2	11.345	3.0		<b>38.245</b>	<b>111.045</b>	<a href="#">Pass 1</a>	<a href="#">Pass 2</a>	<a href="#">Pass 3</a>
TRI - V-Start 13 - 14 Females	6th	Lily Black	Aspire Trampoline Academy	8.0	7.8	8.1	8.1	7.7	10.290			<b>34.190</b>	7.6	7.3	7.6	8.0	8.2	11.865	3.0		<b>38.065</b>	<b>72.255</b>	7.6	7.6	7.4	8.1	7.8	12.160	3.0		<b>38.160</b>	<b>110.415</b>	<a href="#">Pass 1</a>	<a href="#">Pass 2</a>	<a href="#">Pass 3</a>
TRI - V-Start 13 - 14 Females	7th	Emma Griggs	Edgbarrow Trampoline Club	8.2	8.2	7.7	7.9	7.8	10.790			<b>34.690</b>	7.6	7.4	7.6	7.8	7.4	11.445	3.0		<b>37.045</b>	<b>71.735</b>	7.5	7.4	7.6	7.9	7.3	11.150	3.0		<b>36.650</b>	<b>108.385</b>	<a href="#">Pass 1</a>	<a href="#">Pass 2</a>	<a href="#">Pass 3</a>
TRI - V-Start 13 - 14 Females	8th	Philippa King	Abbey High Fliers	8.0	8.2	8.0	8.3	7.8	10.770			<b>34.970</b>	7.8	7.7	7.7	8.2	7.6	10.595	2.0		<b>35.795</b>	<b>70.765</b>	7.9	7.8	7.9	8.2	7.8	10.790	2.0		<b>36.390</b>	<b>107.155</b>	<a href="#">Pass 1</a>	<a href="#">Pass 2</a>	<a href="#">Pass 3</a>
TRI - V-Start 13 - 14 Females	9th	Jessica Lawless	Urban School of Gymnastics	7.5	7.7	7.5	7.7	6.9	11.325			<b>34.025</b>	7.4	7.4	7.5	7.5	6.7	11.445	3.0		<b>36.745</b>	<b>70.770</b>	7.0	6.9	7.3	7.4	6.7	11.715	3.0		<b>35.915</b>	<b>106.685</b>	<a href="#">Pass 1</a>	<a href="#">Pass 2</a>	<a href="#">Pass 3</a>
TRI - V-Start 13 - 14 Females	10th	Josie Sivyer	Skybound	7.6	7.9	7.8	8.0	7.9	11.805			<b>35.405</b>	7.3	7.0	7.3	7.6	6.7	11.035	3.0		<b>35.635</b>	<b>71.040</b>	6.9	6.8	7.3	7.3	6.5	11.050	3.0		<b>35.050</b>	<b>106.090</b>	<a href="#">Pass 1</a>	<a href="#">Pass 2</a>	<a href="#">Pass 3</a>
TRI - V-Start 13 - 14 Females	11th	Amelie Huband	Heart of England Trampoline Club	6.8	7.3	7.1	7.4	7.4	11.700			<b>33.500</b>	6.9	6.7	7.0	7.0	7.2	11.340	2.3		<b>34.540</b>	<b>68.040</b>	7.6	7.5	7.5	7.7	7.6	11.415	2.3		<b>36.415</b>	<b>104.455</b>	<a href="#">Pass 1</a>	<a href="#">Pass 2</a>	<a href="#">Pass 3</a>
TRI - V-Start 13 - 14 Females	12th	Evelyn Wake	Lincoln Imps	7.1	7.6	7.5	7.7	8.0	10.580			<b>33.380</b>	7.1	7.1	7.1	7.2	7.4	10.300	2.9		<b>34.600</b>	<b>67.980</b>	7.4	7.3	7.1	7.6	7.6	10.315	2.9		<b>35.515</b>	<b>103.495</b>	<a href="#">Pass 1</a>	<a href="#">Pass 2</a>	<a href="#">Pass 3</a>
TRI - V-Start 13 - 14 Females	13th	Taylor Spittle	Ultimate Trampoline Club	7.6	8.0	7.6	7.8	7.6	10.775			<b>33.775</b>	7.4	7.1	7.4	7.7	7.2	10.505	1.9		<b>34.405</b>	<b>68.180</b>	7.5	7.4	7.4	7.8	7.5	10.565	1.9		<b>34.865</b>	<b>103.045</b>	<a href="#">Pass 1</a>	<a href="#">Pass 2</a>	<a href="#">Pass 3</a>
TRI - V-Start 13 - 14 Females	14th	Niamh Afia	Fusion Gymnastics Wales	7.6	7.9	7.7	7.9	7.8	10.820		1.0	<b>33.220</b>	7.2	6.9	7.3	7.6	7.0	10.070	3.0	1.0	<b>33.570</b>	<b>66.790</b>	7.7	7.6	7.8	8.1	7.4	10.500	3.0	1.0	<b>35.600</b>	<b>102.390</b>	<a href="#">Pass 1</a>	<a href="#">Pass 2</a>	<a href="#">Pass 3</a>
TRI - V-Start 13 - 14 Females	15th	Tess Dennis	Heart of England Trampoline Club	6.7	7.1	7.1	7.3	6.7	11.475			<b>32.375</b>	6.8	6.5	6.9	7.0	6.7	11.550	2.3		<b>34.250</b>	<b>66.625</b>	6.9	6.8	6.8	7.2	6.9	11.085	2.3		<b>33.985</b>	<b>100.610</b>	<a href="#">Pass 1</a>	<a href="#">Pass 2</a>	<a href="#">Pass 3</a>
TRI - V-Start 13 - 14 Females	16th	Elle-May Wright	Heart of England Trampoline Club	6.3	6.8	6.7	6.8	7.1	11.420			<b>31.720</b>	6.7	6.5	6.8	6.9	7.0	11.380	2.2		<b>33.980</b>	<b>65.700</b>	7.0	6.9	6.8	7.5	7.2	11.370	2.2		<b>34.670</b>	<b>100.370</b>	<a href="#">Pass 1</a>	<a href="#">Pass 2</a>	<a href="#">Pass 3</a>
TRI - V-Start 13 - 14 Females	17th	Imogen Robinson	Edgbarrow Trampoline Club	6.4	6.9	6.7	6.9	6.9	10.940			<b>31.440</b>	6.1	6.9	7.0	7.5	7.3	10.905	1.9		<b>34.205</b>	<b>65.645</b>	7.3	7.2	7.2	7.6	7.2	10.925	1.9		<b>34.525</b>	<b>100.170</b>	<a href="#">Pass 1</a>	<a href="#">Pass 2</a>	<a href="#">Pass 3</a>
TRI - V-Start 13 - 14 Females	18th	Ava Forster-Green	Heart of England Trampoline Club	7.0	7.0	6.7	6.8	6.1	10.785			<b>31.285</b>	6.5	6.5	6.5	6.7	6.7	10.620	2.1		<b>32.420</b>	<b>63.705</b>	6.9	6.8	7.0	7.3	6.6	10.820	2.1		<b>33.620</b>	<b>97.325</b>	<a href="#">Pass 1</a>	<a href="#">Pass 2</a>	<a href="#">Pass 3</a>
TRI - V-Start 13 - 14 Females	19th	Amelia Tonks	Heart of England Trampoline Club	6.4	6.9	6.8	7.1	6.8	10.290			<b>30.790</b>	6.6	6.3	6.8	6.8	7.5	10.360	2.1		<b>32.660</b>	<b>63.450</b>	7.0	6.9	6.8	7.5	7.1	10.410	2.1		<b>33.510</b>	<b>96.960</b>	<a href="#">Pass 1</a>	<a href="#">Pass 2</a>	<a href="#">Pass 3</a>
TRI - V-Start 13 - 14 Females	20th	Imogen Pinney	Ls Gymnastics	6.8	7.2	6.9	7.2	6.2	10.190			<b>31.090</b>	6.9	6.5	7.0	7.3	6.4	9.650	2.1		<b>32.150</b>	<b>63.240</b>	6.8	6.7	7.0	7.4	6.4	10.205	2.4		<b>33.105</b>	<b>96.345</b>	<a href="#">Pass 1</a>	<a href="#">Pass 2</a>	<a href="#">Pass 3</a>
TRI - V-Start 13 - 14 Females	21st	Grace Johnson	Heart of England Trampoline Club	6.9	7.0	6.7	6.8	6.3	10.710			<b>31.110</b>	6.5	6.2	6.7	6.7	6.2	10.465	2.3		<b>32.165</b>	<b>63.275</b>	6.6	6.5	6.6	6.9	6.4	10.820	2.3		<b>32.820</b>	<b>96.095</b>	<a href="#">Pass 1</a>	<a href="#">Pass 2</a>	<a href="#">Pass 3</a>
TRI - V-Start 13 - 14 Females	22nd	Clara Lopes	West Wight Trampoline Club	6.3	6.8	6.8	7.0	7.0	10.050			<b>30.650</b>	6.8	6.3	6.8	7.3	7.0	10.015	1.8		<b>32.415</b>	<b>63.065</b>	6.9	6.8	6.9	7.2	6.8	9.760	2.1		<b>32.460</b>	<b>95.525</b>	<a href="#">Pass 1</a>	<a href="#">Pass 2</a>	<a href="#">Pass 3</a>
TRI - V-Start 13 - 14 Females	23rd	Raffaella Vecchi Igoe	Edgbarrow Trampoline Club	6.8	7.0	6.9	7.1	6.7	9.825			<b>30.525</b>	6.8	6.4	6.8	7.3	6.8	9.875	2.0		<b>32.275</b>	<b>62.800</b>	6.8	6.7	6.7	7.0	6.8	9.380	2.0		<b>31.680</b>	<b>94.480</b>	<a href="#">Pass 1</a>	<a href="#">Pass 2</a>	<a href="#">Pass 3</a>
TRI - V-Start 13 - 14 Males	1st	Callum Clarke	Ultimate Trampoline Club	7.4	7.5	7.2	7.4	7.1	10.295	0.0		<b>32.295</b>	7.1	6.9	7.1	7.4	6.9	10.245	3.0		<b>34.345</b>	<b>66.640</b>	7.1	7.0	7.2	7.4	6.8	9.905	2.2		<b>33.405</b>	<b>100.045</b>	<a href="#">Pass 1</a>	<a href="#">Pass 2</a>	<a href="#">Pass 3</a>
TRI - V-Start 13 - 14 Males	2nd	Noah Brown	Singapore Trampoline Academy	6.2	6.6	6.1	6.5	6.3	11.285	0.0		<b>30.285</b>	7.0	6.8	7.0	7.4	6.6	11.130	2.0		<b>33.930</b>	<b>64.215</b>	6.8	6.7	7.1	7.3	6.4	11.220	2.0		<b>33.820</b>	<b>98.035</b>	<a href="#">Pass 1</a>	<a href="#">Pass 2</a>	<a href="#">Pass 3</a>
TRI - V-Start 13 - 14 Males	3rd	Archie Hughes	Dynamo Trampoline Academy	5.9	6.0	5.9	6.1	5.7	10.610	0.0		<b>28.410</b>	6.4	6.2	6.4	6.6	5.4	10.990	3.0		<b>32.990</b>	<b>61.400</b>	5.9	5.8	6.2	6.4	5.6	10.685	3.0		<b>31.585</b>	<b>92.985</b>	<a href="#">Pass 1</a>	<a href="#">Pass 2</a>	<a href="#">Pass 3</a>
TRI - V-Start 15 - 16 Females	1st	Alice Bruun	Edgbarrow Trampoline Club	8.2	8.4	8.3	8.4	9.2	13.590			<b>38.690</b>	8.1	8.1	8.1	8.7	9.0	13.850	3.0		<b>41.750</b>	<b>80.440</b>	8.5	8.5	8.5	8.7	8.6	13.645	3.0		<b>42.245</b>	<b>122.685</b>	<a href="#">Pass 1</a>	<a href="#">Pass 2</a>	<a href="#">Pass 3</a>
TRI - V-Start 15 - 16 Females	2nd	Emma Kendall	Edgbarrow Trampoline Club	7.2	7.5	7.4	7.7	7.6	11.430			<b>33.930</b>	7.7	7.6	7.7	7.9	8.0	11.950	2.0		<b>37.250</b>	<b>71.180</b>	7.9	7.8	7.6	8.3	8.2	11.820	2.0		<b>37.720</b>	<b>108.900</b>	<a href="#">Pass 1</a>	<a href="#">Pass 2</a>	<a href="#">Pass 3</a>
TRI - V-Start 15 - 16 Females	3rd	Sadie Norris	Aire Trampoline Club	6.9	7.2	7.1	7.3	7.6	10.640			<b>32.240</b>	7.3	7.3	7.3	7.4	7.8	10.520	2.2		<b>34.720</b>	<b>66.960</b>	7.7	7.6	7.1	8.3	8.3	10.885	2.2		<b>36</b>				

Group	Pos	Name	Club	E1	E2	E3	E4	E5	ToF	Diff	Pen	Set	E1	E2	E3	E4	E5	ToF	Diff	Pen	Vol	Prelim	E1	E2	E3	E4	E5	ToF	Diff	Pen	Final	Total	Pass 1	Pass 2	Pass 3
Dis - V-Para 13 - 16 L1 Mixed	1st	Angharad Evans	Twisters South Wales RTC	6.7	7.2	7.2	6.8	7.0	8.795	0.0		<b>29.495</b>	7.2	7.3	7.0	7.0	6.7	8.105	1.2		<b>30.205</b>	<b>59.700</b>	7.1	7.0	7.4	7.8	6.7	8.675	1.2		<b>31.375</b>	<b>91.075</b>	<a href="#">Pass 1</a>	<a href="#">Pass 2</a>	<a href="#">Pass 3</a>
Dis - V-Para 17+ L 1 Mixed	1st	Diya Haridas	Twisters South Wales RTC	6.1	6.2	6.2	6.5	6.1	7.625	0.0		<b>26.125</b>	7.5	7.5	7.0	7.1	6.7	7.570	0.5		<b>29.670</b>	<b>55.795</b>	6.8	6.7	7.0	7.4	6.5	7.415	0.5		<b>28.415</b>	<b>84.210</b>	<a href="#">Pass 1</a>	<a href="#">Pass 2</a>	<a href="#">Pass 3</a>
Dis - V-Para 13 - 16 L2 Mixed	1st	Angel Eames	Twisters South Wales RTC	7.2	7.6	7.6	7.5	7.7	12.255	0.0		<b>34.955</b>	7.4	7.5	7.2	7.2	6.8	11.905	4.0		<b>37.705</b>	<b>72.660</b>	7.7	7.6	7.4	8.2	8.0	12.570	2.1		<b>37.970</b>	<b>110.630</b>	<a href="#">Pass 1</a>	<a href="#">Pass 2</a>	<a href="#">Pass 3</a>
Dis - V-Para 17+ L2 Mixed	1st	Lauren Douce	Lincoln Imps	7.5	7.5	7.0	7.2	7.3	10.630	0.0		<b>32.630</b>	7.2	7.0	7.3	7.4	7.1	10.785	3.0		<b>35.385</b>	<b>68.015</b>	7.1	7.0	7.1	7.2	7.1	10.670	3.0		<b>34.970</b>	<b>102.985</b>	<a href="#">Pass 1</a>	<a href="#">Pass 2</a>	<a href="#">Pass 3</a>

Group	Pos	Name	Club	E1	E2	E3	E4	E5	Diff	Pen	Pass 1	E1	E2	E3	E4	E5	Diff	Pen	Pass 2	Prelim	E1	E2	E3	E4	E5	Diff	Pen	Pass 3	E1	E2	E3	E4	E5	Diff	Pen	Pass 4	Final	Total	Pass 1	Pass 2	Pass 3	Pass 4	
DMT - V-Base 9 - 12 Females	1st	Lucy Pook	Alchemy Trampoline and D.M.T Club	9.6	9.7	9.1	9.2	9.5	2.7		31.00	9.7	9.6	9.4	9.5	9.6	2.9			31.60	62.60	9.6	9.5	9.3	9.6	9.6	2.7		31.40	9.8	9.7	9.5	9.7	9.8	1.8		31.00	62.40	125.00	<a href="#">Pass 1</a>	<a href="#">Pass 2</a>	<a href="#">Pass 3</a>	<a href="#">Pass 4</a>
DMT - V-Base 9 - 12 Females	2nd	Maddy Philbrook	Sandwell Flyers	9.6	9.7	9.3	9.3	9.7	1.3		29.90	9.5	9.4	9.2	9.4	9.5	1.2			29.50	59.40	9.8	9.4	9.3	9.6	9.6	1.3		29.90	9.5	9.4	9.3	9.3	9.3	1.6		29.60	59.50	118.90	<a href="#">Pass 1</a>	<a href="#">Pass 2</a>	<a href="#">Pass 3</a>	<a href="#">Pass 4</a>
DMT - V-Base 9 - 12 Females	3rd	Caitlin Basterfield	Sandwell Flyers	9.4	9.5	8.9	9.0	9.2	1.2		28.80	9.2	9.1	9.0	9.1	9.1	1.2			28.50	57.30	9.5	9.5	9.1	9.3	9.4	1.3		29.50	9.3	9.3	9.1	9.1	9.5	1.3		29.00	58.50	115.80	<a href="#">Pass 1</a>	<a href="#">Pass 2</a>	<a href="#">Pass 3</a>	<a href="#">Pass 4</a>
DMT - V-Base 9 - 12 Females	4th	Molly Lunt	Dynamo Trampoline Academy	9.2	9.3	8.7	8.7	9.2	1.1		28.20	9.0	8.9	8.8	8.9	8.9	1.2			27.90	56.10	9.2	9.2	8.8	9.2	9.1	0.7		28.20	9.3	9.2	9.0	8.9	9.3	0.5		28.00	56.20	112.30	<a href="#">Pass 1</a>	<a href="#">Pass 2</a>	<a href="#">Pass 3</a>	<a href="#">Pass 4</a>
DMT - V-Base 9 - 12 Females	5th	Lyla Robinson	Dynamo Trampoline Academy	8.9	8.9	8.9	8.9	9.0	1.0		27.70	9.0	9.0	8.9	8.9	9.0	1.2			28.10	55.80	9.2	9.2	8.9	9.0	9.1	0.0	0.9	26.40	8.9	8.8	8.8	8.7	8.8	1.2	0.9	26.70	53.10	108.90	<a href="#">Pass 1</a>	<a href="#">Pass 2</a>	<a href="#">Pass 3</a>	<a href="#">Pass 4</a>
DMT - V-Base 9 - 12 Males	1st	Cole Johnson	Dynamo Trampoline Academy	9.1	9.1	8.8	8.8	9.0	1.0		27.90	8.8	8.9	8.8	8.8	9.0	1.2	0.9		26.80	54.70	9.1	9.0	8.7	8.9	9.1	0.6		27.60	9.1	9.0	8.9	8.7	9.1	0.7	0.9	26.80	54.40	109.10	<a href="#">Pass 1</a>	<a href="#">Pass 2</a>	<a href="#">Pass 3</a>	<a href="#">Pass 4</a>
DMT - V-Base 13 - 16 Females	1st	Molly Pook	Alchemy Trampoline and D.M.T Club	9.4	9.5	8.9	9.0	9.2	1.7		29.30	9.6	9.5	9.2	9.4	9.5	1.6			30.00	59.30	9.6	9.6	9.5	9.6	9.8	1.3		30.10	9.6	9.5	9.3	9.2	9.5	1.3		29.60	59.70	119.00	<a href="#">Pass 1</a>	<a href="#">Pass 2</a>	<a href="#">Pass 3</a>	<a href="#">Pass 4</a>
DMT - V-Base 13 - 16 Females	2nd	Evie Sharper	Alchemy Trampoline and D.M.T Club	9.5	9.6	9.3	9.3	9.7	1.7		30.10	9.6	9.6	9.3	9.5	9.7	1.3			30.00	60.10	9.4	9.4	9.2	9.3	9.5	1.2		29.30	9.4	9.3	9.2	9.0	9.6	1.3		29.20	58.50	118.60	<a href="#">Pass 1</a>	<a href="#">Pass 2</a>	<a href="#">Pass 3</a>	<a href="#">Pass 4</a>
DMT - V-Base 13 - 16 Females	3rd	Skye Metcalfe	Harrogate Gymnastics Club	9.5	9.6	8.9	8.9	9.3	2.7		30.40	9.5	9.4	9.2	9.3	9.4	1.3			29.40	59.80	9.6	9.4	9.2	9.2	9.4	1.3		29.30	9.3	9.2	9.1	9.0	9.2	1.3		28.80	58.10	117.90	<a href="#">Pass 1</a>	<a href="#">Pass 2</a>	<a href="#">Pass 3</a>	<a href="#">Pass 4</a>
DMT - V-Base 13 - 16 Females	4th	Lily Henderson	Harrogate Gymnastics Club	9.5	9.5	9.1	9.1	9.5	1.3		29.40	9.3	9.2	8.9	9.1	9.2	1.4			28.90	58.30	9.3	9.3	8.7	9.2	9.2	1.2		28.90	9.5	9.3	8.9	9.1	9.3	0.7		28.40	57.30	115.60	<a href="#">Pass 1</a>	<a href="#">Pass 2</a>	<a href="#">Pass 3</a>	<a href="#">Pass 4</a>
DMT - V-Base 13 - 16 Males	1st	Oliver Atkin	Sandwell Flyers	9.6	9.7	9.2	9.2	9.6	1.3		29.70	9.3	9.3	9.3	9.3	9.3	1.2			29.10	58.80	9.4	9.0	9.2	9.0	9.5	1.3		28.90	9.5	9.4	9.1	9.4	9.4	1.2		29.40	58.30	117.10	<a href="#">Pass 1</a>	<a href="#">Pass 2</a>	<a href="#">Pass 3</a>	<a href="#">Pass 4</a>
DMT - V-Base 13 - 16 Males	2nd	Archie Hughes	Dynamo Trampoline Academy	9.2	9.2	8.8	8.8	9.4	1.0		28.20	9.1	9.1	8.9	9.0	9.2	1.2			28.40	56.60	9.1	8.8	8.9	8.8	9.1	0.7		27.50	9.0	8.9	8.7	8.6	9.0	0.9	0.3	27.20	54.70	111.30	<a href="#">Pass 1</a>	<a href="#">Pass 2</a>	<a href="#">Pass 3</a>	<a href="#">Pass 4</a>
DMT - V-Base 17+ Females	1st	Lauren Johnson	Dynamo Trampoline Academy	9.3	9.3	9.2	9.2	9.3	1.8		29.60	9.4	9.5	9.5	9.3	9.4	1.3			29.60	59.20	9.3	8.9	9.4	9.1	9.2	1.2		28.80	9.4	9.4	9.6	9.3	9.4	1.2		29.40	58.20	117.40	<a href="#">Pass 1</a>	<a href="#">Pass 2</a>	<a href="#">Pass 3</a>	<a href="#">Pass 4</a>
DMT - V-Club 9 - 12 Females	1st	Paige Russell	JUMP GC	9.4	9.5	9.0	9.0	9.4	3.1		30.90	9.2	9.1	8.7	9.0	9.3	2.7			30.00	60.90	9.5	9.5	9.0	9.2	9.5	1.7		29.90	9.3	9.2	9.0	8.9	9.5	2.6		30.10	60.00	120.90	<a href="#">Pass 1</a>	<a href="#">Pass 2</a>	<a href="#">Pass 3</a>	<a href="#">Pass 4</a>
DMT - V-Club 9 - 12 Females	2nd	Mia Horton	Sandwell Flyers	9.3	9.4	8.9	8.9	9.3	2.7		30.20	9.2	9.1	8.8	9.0	9.1	2.9			30.10	60.30	9.1	8.7	8.9	8.8	9.2	2.6		29.40	9.6	9.4	9.3	9.3	9.5	1.8		30.00	59.40	119.70	<a href="#">Pass 1</a>	<a href="#">Pass 2</a>	<a href="#">Pass 3</a>	<a href="#">Pass 4</a>
DMT - V-Club 9 - 12 Males	1st	Aydin Ali	Sandwell Flyers	9.3	9.4	9.2	9.3	9.3	1.6		29.50	9.2	9.3	9.1	9.2	9.4	2.7			30.40	59.90	9.3	9.3	8.8	9.2	9.3	2.5		30.30	9.5	9.3	9.2	9.2	9.3	1.8		29.60	59.90	119.80	<a href="#">Pass 1</a>	<a href="#">Pass 2</a>	<a href="#">Pass 3</a>	<a href="#">Pass 4</a>
DMT - V-Club 13 - 16 Females	1st	Jada Porter	Sandwell Flyers	9.5	9.6	9.2	9.3	9.3	2.7		30.80	9.6	9.5	9.2	9.4	9.6	3.3			31.80	62.60	9.6	9.6	9.3	9.4	9.6	3.0		31.60	9.6	9.6	9.4	9.2	9.6	3.5		32.10	63.70	126.30	<a href="#">Pass 1</a>	<a href="#">Pass 2</a>	<a href="#">Pass 3</a>	<a href="#">Pass 4</a>
DMT - V-Club 13 - 16 Females	2nd	Holly Blackwell	Heart of England Trampoline Club	9.4	9.5	9.0	9.0	9.2	2.9		30.50	9.5	9.5	9.2	9.4	9.6	1.8	0.9		29.30	59.80	9.5	9.3	9.2	9.3	9.4	2.1		30.10	9.5	9.4	9.1	9.3	9.4	2.7		30.80	60.90	120.70	<a href="#">Pass 1</a>	<a href="#">Pass 2</a>	<a href="#">Pass 3</a>	<a href="#">Pass 4</a>
DMT - V-Club 13 - 16 Females	3rd	Martha Whitehouse	Sandwell Flyers	9.2	9.2	8.8	8.8	9.2	2.7		29.90	9.4	9.3	9.1	9.3	9.4	2.1	0.9		29.20	59.10	9.4	9.3	9.0	9.4	9.3	2.1		30.10	9.2	9.1	9.1	8.8	9.2	2.1	0.3	29.20	59.30	118.40	<a href="#">Pass 1</a>	<a href="#">Pass 2</a>	<a href="#">Pass 3</a>	<a href="#">Pass 4</a>
DMT - V-Club 17+ Males	1st	Adam Mackin	Dynamo Trampoline Academy	9.5	9.5	9.3	9.3	9.6	1.8	0.9	29.20	9.3	9.3	9.1	9.2	9.3	2.7			30.50	59.70	9.5	9.5	9.3	9.4	9.5	2.2	0.3	30.30	9.6	9.5	9.2	9.5	9.4	1.8		30.20	60.50	120.20	<a href="#">Pass 1</a>	<a href="#">Pass 2</a>	<a href="#">Pass 3</a>	<a href="#">Pass 4</a>
DMT - V-Elite 9 - 12 Females	1st	Arabel Pedoson	Biomechanics Group SC	9.3	9.3	9.1	9.1	9.3	3.0		30.70	9.4	9.3	9.0	9.2	9.4	2.7			30.60	61.30	9.1	8.7	9.0	8.8	9.2	3.3		30.20	9.3	9.2	9.1	8.9	9.3	3.1		30.70	60.90	122.20	<a href="#">Pass 1</a>	<a href="#">Pass 2</a>	<a href="#">Pass 3</a>	<a href="#">Pass 4</a>
DMT - V-Elite 9-12 Males	1st	Alfie Lynch	Heart of England Trampoline Club	9.2	9.3	9.0	9.1	9.2	3.2	0.9	29.80	9.2	9.0	8.7	9.0	9.1	3.3			30.40	60.20	9.2	9.0	8.8	8.9	9.2	3.0		30.10	9.3	9.2	8.8	9.0	9.2	3.5	0.9	30.00	60.10	120.30	<a href="#">Pass 1</a>	<a href="#">Pass 2</a>	<a href="#">Pass 3</a>	<a href="#">Pass 4</a>
DMT - V-Elite 13 - 16 Males	1st	Ethan Cunningham	JUMP GC	9.5	9.5	9.1	9.1	9.5	6.9	0.3	34.70	9.3	9.2	9.1	9.2	9.2	7.6			35.20	69.90	9.3	8.9	9.3	9.0	9.4	6.4		34.00	9.6	9.5	9.2	9.5	9.4	4.3		32.70	66.70	136.60	<a href="#">Pass 1</a>	<a href="#">Pass 2</a>	<a href="#">Pass 3</a>	<a href="#">Pass 4</a>
DMT - V-Elite 13 - 16 Males	2nd	Rhyse Oliveri	Heart of England Trampoline Club	9.2	9.2	8.7	8.7	9.1	6.0	0.3	32.70	9.1	9.1	8.9	9.0	9.2	6.0	0.3		32.90	65.60	9.1	9.1	8.8	8.8	9.3	5.2		32.20	9.3	9.3	9.0	9.2	9.3	4.4		32.20	64.40	130.00	<a href="#">Pass 1</a>	<a href="#">Pass 2</a>	<a href="#">Pass 3</a>	<a href="#">Pass 4</a>
DMT - V-Open Mens	1st	Ethan Cunningham	JUMP GC	9.4	9.4	9.2	9.2	9.5	6.9		34.90	9.3	9.2	8.8	9.2	9.5	8.4			36.10	71.00	9.5	9.1	9.2	9.1	9.5	7.2	0.3	34.70	9.6	9.5	9.3	9.3	9.5	3.7		32.00	66.70	137.70	<a href="#">Pass 1</a>	<a href="#">Pass 2</a>	<a href="#">Pass 3</a>	<a href="#">Pass 4</a>

Group	Pos	Name	Club	E1	E2	E3	E4	Diff	S	Pen	Routine 1	E1	E2	E3	E4	Diff	S	Pen	Routine 2	Pass 1	Pass 2
TRS - V-Synch - 9 - 12	1st	Belle Holliday/Kira Holliday	Carlisle Trampoline Club	7.5	7.4	7.2	7.3	7.0	8.7		<b>39.10</b>	7.3	7.3	6.8	7.2	7.0	8.7		<b>38.90</b>	<a href="#">Pass 1</a>	<a href="#">Pass 2</a>
TRS - V-Synch - 13 - 16	1st	Jemma Salkeld/Emily Trotter	Carlisle Trampoline Club	7.4	7.3	6.9	7.2	7.8	8.7		<b>39.70</b>	7.2	7.2	6.5	7.0	7.8	9.0		<b>40.00</b>	<a href="#">Pass 1</a>	<a href="#">Pass 2</a>
TRS - V-Synch - 13 - 16	2nd	Chloe Annett/Madeline Cousins	Tolworth Gymnastics Club	7.9	8.0	7.5	7.6	6.4	8.8		<b>39.50</b>	7.6	7.6	7.4	7.5	6.4	9.2		<b>39.90</b>	<a href="#">Pass 1</a>	<a href="#">Pass 2</a>
TRS - V-Synch - 13 - 16	3rd	Chloe Shaw/Sara Shaw	Singapore Trampoline Academy	8.3	8.4	7.9	8.0	5.9	9.1		<b>40.40</b>	7.2	7.0	6.6	7.0	7.1	8.7		<b>38.50</b>	<a href="#">Pass 1</a>	<a href="#">Pass 2</a>
TRS - V-Synch - 13 - 16	4th	Melanie Edgell/Lia Sardelis	Skyriders Trampoline Place	7.3	7.2	6.9	7.1	5.9	8.3		<b>36.80</b>	7.0	6.9	6.6	6.8	5.9	8.2		<b>36.00</b>	<a href="#">Pass 1</a>	<a href="#">Pass 2</a>
TRS - V-Synch - 17+	1st	Roshni James/Kasha Noga-bard	Skyriders Trampoline Place	7.8	7.8	7.1	7.5	10.4	7.9		<b>41.50</b>	7.4	7.3	6.9	7.1	10.4	7.9	1.0	<b>39.60</b>	<a href="#">Pass 1</a>	<a href="#">Pass 2</a>
TRS - V-Synch - 17+	2nd	Ruth Schofield/Chloe Spinks	Lincoln Imps	8.3	8.4	7.5	7.9	5.8	8.1		<b>38.20</b>	8.0	8.0	7.7	7.9	5.8	8.5		<b>38.70</b>	<a href="#">Pass 1</a>	<a href="#">Pass 2</a>
TRS - V-Synch - 17+	3rd	Rachel Betts/Beth Mc Robbie	Lincoln Imps	6.8	6.7	6.1	6.6	5.8	8.9		<b>36.90</b>	7.3	7.2	7.0	7.1	5.8	8.5		<b>37.10</b>	<a href="#">Pass 1</a>	<a href="#">Pass 2</a>

Group	Pos	Name	Club	E1	E2	E3	E4	E5	Diff	Pen	Pass 1	E1	E2	E3	E4	E5	Diff	Pen	Pass 2	Prelim	E1	E2	E3	E4	E5	Diff	Pen	Pass 3	E1	E2	E3	E4	E5	Diff	Pen	Pass 4	Final	Total	Points	Pass 1	Pass 2	Pass 3	Pass 4
TUM - V-Base 9 - 12 Females	1st	Luisa Bianco	Sandwell Flyers	8.6	9.1	8.8	9.2	8.8	1.2		27.90	8.7	8.5	8.7	9.0	8.8	1.3		27.50	55.40	9.2	9.2	8.9	8.6	8.9	1.3		28.30								28.30	83.70	28 Points	<a href="#">Pass 1</a>	<a href="#">Pass 2</a>	<a href="#">Pass 3</a>		
TUM - V-Base 9 - 12 Females	2nd	Lily-Mae Eades	Sandwell Flyers	8.9	8.9	8.8	9.2	8.8	1.2		27.80	8.5	8.0	8.5	9.0	8.5	1.3		26.80	54.60	8.5	8.6	8.4	8.0	8.0	1.3		26.20								26.20	80.80	28 Points	<a href="#">Pass 1</a>	<a href="#">Pass 2</a>	<a href="#">Pass 3</a>		
TUM - V-Base 9 - 12 Females	3rd	Madison Mander	Sandwell Flyers	8.0	8.3	8.1	8.4	7.8	1.2		25.60	8.3	8.2	8.3	8.6	8.4	1.3		26.30	51.90	8.5	8.3	8.1	7.7	8.0	1.2		25.60								25.60	77.50	28 Points	<a href="#">Pass 1</a>	<a href="#">Pass 2</a>	<a href="#">Pass 3</a>		
TUM - V-Base 9 - 12 Females	4th	Renaya Kelly-Golding	Sandwell Flyers	7.3	7.8	7.8	7.9	7.7	1.3		24.60	8.3	8.3	8.3	8.3	8.3	1.3		26.20	50.80	8.1	8.1	7.7	7.5	7.3	1.2		24.50								24.50	75.30	28 Points	<a href="#">Pass 1</a>	<a href="#">Pass 2</a>	<a href="#">Pass 3</a>		
TUM - V-Base 9 - 12 Females	5th	Tarjae Paisley	Sandwell Flyers	7.8	8.2	8.2	8.4	8.2	1.2		25.80	7.3	7.3	7.3	7.3	1.3	0.2		23.00	48.80	7.9	7.9	7.5	7.1	7.2	1.3		23.90								23.90	72.70	28 Points	<a href="#">Pass 1</a>	<a href="#">Pass 2</a>	<a href="#">Pass 3</a>		
TUM - V-Base 9 - 12 Males	1st	Akaiah Kelly-Grossett	Sandwell Flyers	7.3	7.7	7.2	7.5	7.1	1.2		23.20	7.6	7.2	7.7	7.9	7.6	1.3		24.20	47.40	7.9	7.9	7.6	7.6	7.6	1.2		24.30								24.30	71.70	28 Points	<a href="#">Pass 1</a>	<a href="#">Pass 2</a>	<a href="#">Pass 3</a>		
TUM - V-Base 13 - 16 Females	1st	Kya Wilkes	Sandwell Flyers	8.2	8.7	8.4	8.5	8.2	1.2		26.30	8.6	8.6	8.6	8.7	8.7	1.3		27.20	53.50	8.5	8.6	8.2	8.2	8.2	1.3		26.20								26.20	79.70	28 Points	<a href="#">Pass 1</a>	<a href="#">Pass 2</a>	<a href="#">Pass 3</a>		
TUM - V-Club 9 - 12 Males	1st	Jett Mansell	Sandwell Flyers	8.0	8.0	7.9	8.3	7.8	2.1		26.00	7.3	7.1	7.5	7.5	7.4	2.2		24.40	50.40	8.0	8.0	7.9	7.6	7.5	2.2		25.70								25.70	76.10	28 Points	<a href="#">Pass 1</a>	<a href="#">Pass 2</a>	<a href="#">Pass 3</a>		
TUM - V-Club 9 - 12 Males	2nd	Isaac Nelson	Sandwell Flyers	7.9	8.3	8.0	8.2	7.6	1.6		25.70	7.2	7.1	7.3	7.4	7.3	2.0		23.80	49.50	8.0	8.0	7.6	7.5	7.4	1.6		24.70								24.70	74.20	28 Points	<a href="#">Pass 1</a>	<a href="#">Pass 2</a>	<a href="#">Pass 3</a>		
TUM - V-Club 13 - 16 Females	1st	Isobel Jones	Sandwell Flyers	8.7	8.9	8.9	9.3	8.9	2.1		28.80	8.3	8.0	8.5	8.6	8.4	2.5		27.70	56.50	9.0	9.2	8.9	8.9	8.6	2.5		29.30								29.30	85.80	24 Points	<a href="#">Pass 1</a>	<a href="#">Pass 2</a>	<a href="#">Pass 3</a>		
TUM - V-Club 13 - 16 Females	2nd	Eva Mansell	Sandwell Flyers	9.0	9.0	8.6	9.1	8.1	2.1		28.70	8.5	8.4	8.4	8.8	8.6	2.2		27.70	56.40	8.2	8.5	8.2	8.1	8.2	2.1		26.70								26.70	83.10	28 Points	<a href="#">Pass 1</a>	<a href="#">Pass 2</a>	<a href="#">Pass 3</a>		
TUM - V-Club 13 - 16 Females	3rd	Lucy Nelson	Sandwell Flyers	9.1	9.1	8.7	8.8	8.6	2.1		28.70	7.5	7.4	7.5	7.7	7.6	2.5		25.10	53.80	8.7	8.6	8.4	8.0	8.1	2.5		27.60								27.60	81.40	28 Points	<a href="#">Pass 1</a>	<a href="#">Pass 2</a>	<a href="#">Pass 3</a>		
TUM - V-Club 17+ Females	1st	Miriam Fuller	Renmore Gymnastics Club	8.8	9.2	8.8	9.3	8.6	3.2		30.00	9.0	8.7	9.2	9.2	9.1	2.4		29.70	59.70	8.8	8.7	8.4	8.4	8.2	3.2		28.70								28.70	88.40	28 Points	<a href="#">Pass 1</a>	<a href="#">Pass 2</a>	<a href="#">Pass 3</a>		
TUM - V-Club 17+ Females	2nd	Emma Harmison	Sandwell Flyers	8.7	8.7	8.7	9.2	8.6	2.1		28.20	9.1	8.6	9.1	9.6	9.1	2.3		29.60	57.80	8.9	8.5	8.5	8.4	8.4	2.1		27.50								27.50	85.30	28 Points	<a href="#">Pass 1</a>	<a href="#">Pass 2</a>	<a href="#">Pass 3</a>		
TUM - V-Club 17+ Females	3rd	Freya Thornton	Sandwell Flyers	8.7	8.9	8.8	9.2	8.3	2.1		28.50	8.3	7.9	8.3	8.7	8.3	2.3		27.20	55.70	8.7	8.8	8.6	8.4	8.3	2.3		28.00								28.00	83.70	28 Points	<a href="#">Pass 1</a>	<a href="#">Pass 2</a>	<a href="#">Pass 3</a>		
TUM - V-Elite 13 - 16 Females	1st	Zara Horan	Renmore Gymnastics Club	8.9	9.0	8.8	9.1	8.5	3.3		30.00	8.3	8.0	8.4	8.6	8.4	3.5		28.60	58.60	8.6	8.4	8.4	8.1	8.0	3.5		28.40								28.40	87.00	28 Points	<a href="#">Pass 1</a>	<a href="#">Pass 2</a>	<a href="#">Pass 3</a>		
TUM - V-Elite 13 - 16 Females	2nd	Skye-Rose Hamilton	Sandwell Flyers	7.9	8.4	8.4	8.8	8.1	3.2		28.10	8.6	8.5	8.5	8.8	8.6	3.4		29.10	57.20	8.7	8.8	8.4	8.2	8.1	3.2		28.50								28.50	85.70	28 Points	<a href="#">Pass 1</a>	<a href="#">Pass 2</a>	<a href="#">Pass 3</a>		
TUM - V-Elite 13 - 16 Males	1st	Harvey Kinsell	Sandwell Flyers	8.2	8.4	8.4	8.7	8.2	3.9		28.90	8.3	8.0	8.4	8.5	8.3	4.1		29.10	58.00	8.9	8.7	8.5	8.1	8.5	4.1		29.80								29.80	87.80	28 Points	<a href="#">Pass 1</a>	<a href="#">Pass 2</a>	<a href="#">Pass 3</a>		
TUM - V-Elite 17+ Females	1st	Lillian Kavanagh	Renmore Gymnastics Club	8.8	9.1	8.9	9.3	8.4	3.6		30.40	8.4	8.2	8.5	8.5	8.4	3.4		28.70	59.10	9.2	9.1	8.9	8.7	8.7	3.6		30.30								30.30	89.40	28 Points	<a href="#">Pass 1</a>	<a href="#">Pass 2</a>	<a href="#">Pass 3</a>		
TUM - V-Elite 17+ Males	1st	Cian Hayes	Renmore Gymnastics Club	8.9	8.9	8.4	8.9	8.2	5.9		32.10	8.4	8.0	8.4	8.8	8.4	6.5		31.70	63.80	8.9	8.5	8.5	8.1	8.4	7.3		32.70								32.70	96.50	28 Points	<a href="#">Pass 1</a>	<a href="#">Pass 2</a>	<a href="#">Pass 3</a>		
TUM - V-Elite 17+ Males	2nd	Hugo Kinahan	Renmore Gymnastics Club	8.0	8.2	8.2	8.4	7.8	7.3		31.70	7.8	7.5	8.0	8.1	7.9	7.1		30.80	62.50	8.5	8.6	8.4	8.4	8.4	7.7		33.00								33.00	95.50	28 Points	<a href="#">Pass 1</a>	<a href="#">Pass 2</a>	<a href="#">Pass 3</a>		